

Potential distributors - VIP-3/PT/PDM-2/24 - 2903798

Please be informed that the data shown in this PDF Document is generated from our Online Catalog. Please find the complete data in the user's documentation. Our General Terms of Use for Downloads are valid (<http://phoenixcontact.com/download>)



VARIOFACE module with push-in connection and two equipotential busbars (P1, P2) for potential distribution, for mounting on NS 35 rails. Module width: 57.1 mm



Key Commercial Data

Packing unit	1 pc
GTIN	
GTIN	4046356796729
Weight per Piece (excluding packing)	156.000 g
Custom tariff number	85369010
Country of origin	United States

Technical data

Note

Type of note	Type of insulation housing
Note	Polyamide PA non-reinforced

Dimensions

Width	57.1 mm
Height	75.5 mm
Depth	63 mm

Ambient conditions

Ambient temperature (operation)	-20 °C ... 50 °C
Ambient temperature (storage/transport)	-20 °C ... 70 °C

General

Nominal voltage U_N	250 V AC/DC
Max. current carrying capacity per branch	15 A
Total current	30 A (per potential)

Potential distributors - VIP-3/PT/PDM-2/24 - 2903798

Technical data

General

Potential connections	Per potential (P1, P2) 2 power/12 distributor terminal blocks
Mounting position	any

Connection data

Connection name	Service Entrance
Connection method	Push-in-/Spring-cage connection
Stripping length	15 mm
Number of connections	2
Conductor cross section solid	0.25 mm ² ... 6 mm ²
Conductor cross section flexible	0.25 mm ² ... 4 mm ²
Conductor cross section AWG	24 ... 10

Connection data 2

Connection name	Distribution
Connection method	Push-in connection
Stripping length	8 mm
Number of connections	24
Conductor cross section solid	0.14 mm ² ... 2.5 mm ²
Conductor cross section flexible	0.14 mm ² ... 2.5 mm ²
Conductor cross section AWG	26 ... 14

Standards and Regulations

Connection in acc. with standard	CSA
Standards/regulations	IEC 60664
	DIN EN 50178
Pollution degree	2
Overvoltage category	III

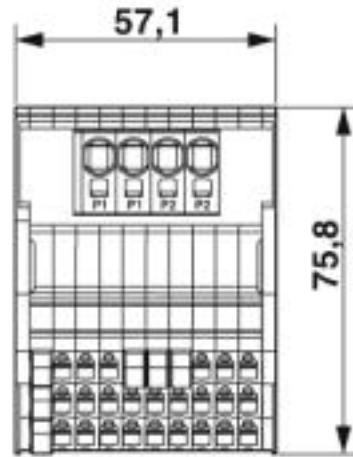
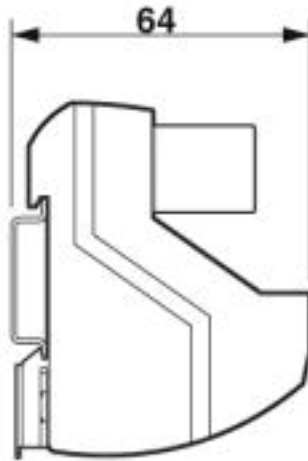
Environmental Product Compliance

China RoHS	Environmentally Friendly Use Period = 50
	For details about hazardous substances go to tab "Downloads", Category "Manufacturer's declaration"


Drawings

Potential distributors - VIP-3/PT/PDM-2/24 - 2903798

Dimensional drawing

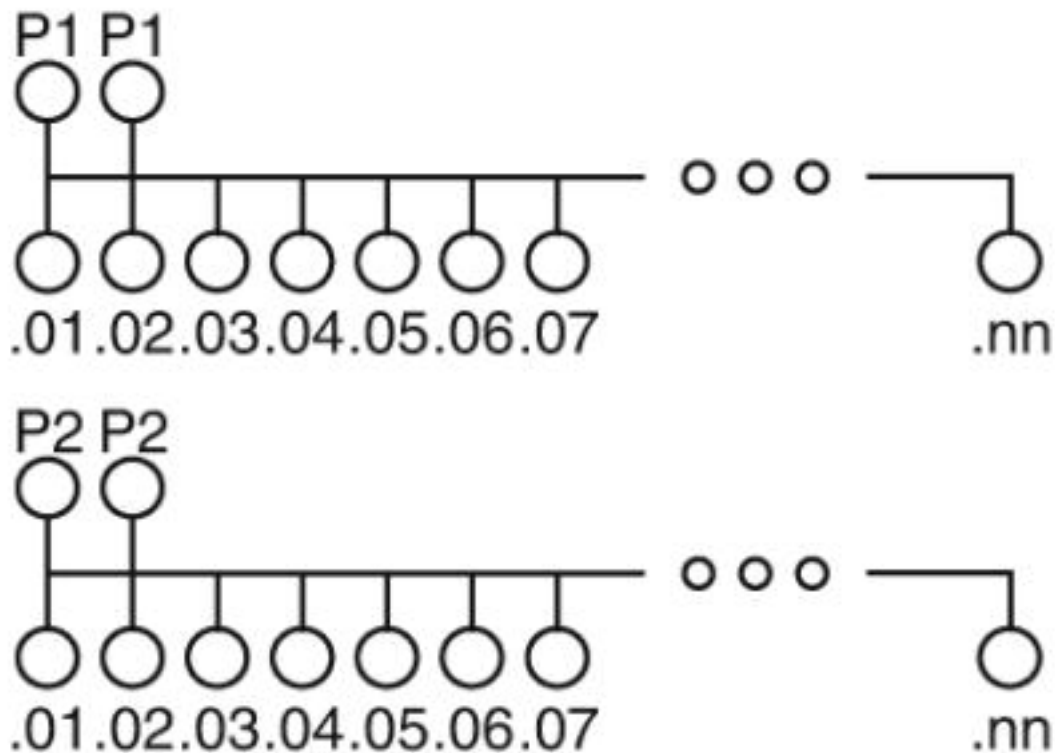


P2 .01 .02 .03 .04 .05 .06 .07 .08 .09 ← MIDDLE ROW MARKING
P1 .01 .02 .03 .04 .05 .06 .07 .08 .09 ← BOTTOM ROW MARKING



Potential distributors - VIP-3/PT/PDM-2/24 - 2903798

Circuit diagram



Classifications

eCl@ss

eCl@ss 4.0	27250300
eCl@ss 4.1	27250300
eCl@ss 5.0	27250300
eCl@ss 5.1	27250300
eCl@ss 6.0	27400600
eCl@ss 7.0	27400609
eCl@ss 8.0	27400609
eCl@ss 9.0	27400609

ETIM

ETIM 4.0	EC001894
ETIM 5.0	EC001894
ETIM 6.0	EC001894
ETIM 7.0	EC001894

UNSPSC

UNSPSC 6.01	30211824
UNSPSC 7.0901	39121421

Potential distributors - VIP-3/PT/PDM-2/24 - 2903798

Classifications

UNSPSC

UNSPSC 11	39121421
UNSPSC 12.01	39121421
UNSPSC 13.2	39121432
UNSPSC 19.0	39121432

Approvals


Approvals


Approvals


CSA / UL Recognized / cUL Recognized / EAC / cULus Recognized

Ex Approvals

Approval details


CSA		http://www.csagroup.org/services-industries/product-listing/	2122203
Nominal voltage UN		250 V	
Nominal current IN		15 A	
mm ² /AWG/kcmil		26-14	

UL Recognized		http://database.ul.com/cgi-bin/XYV/template/LISEXT/1FRAME/index.htm	FILE E 238705
Nominal voltage UN		250 V	
Nominal current IN		15 A	
mm ² /AWG/kcmil		26-14	

cUL Recognized		http://database.ul.com/cgi-bin/XYV/template/LISEXT/1FRAME/index.htm	FILE E 238705
Nominal voltage UN		250 V	
Nominal current IN		15 A	
mm ² /AWG/kcmil		26-14	

Potential distributors - VIP-3/PT/PDM-2/24 - 2903798

Approvals

EAC		RU C- DE.A*30.B.01742
-----	---	--------------------------

cULus Recognized	
------------------	---