

**MEDIUM POWER LINE INPUT DISTRIBUTION BLOCKS, 2 & 3 POLES
300 VOLTS/50 AMPS**

PART #s

- HP-AT101-1
- HP-AT101-4
- HP-AT101-5
- HP-AT101-6

Type:


Input Power Line Distribution
1Ø 110/220 V (2 Poles)
Single Ø & 3 Ø Models (3 Poles)

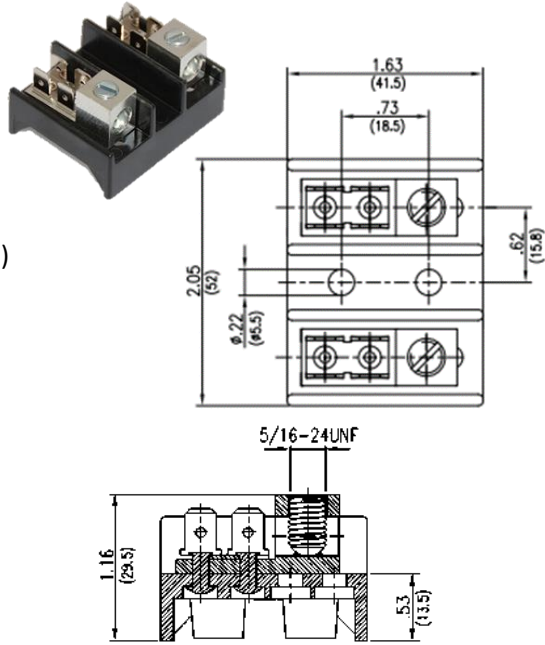
Features:


Low Cost Effective
Input Power Distribution

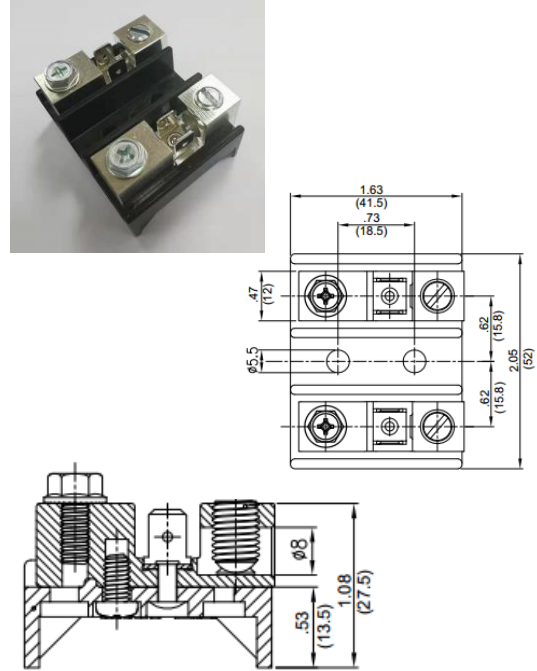
Applications:

- Suitable for:
- Ice Makers
- Water Heaters
- Panel Heaters
- Wall Heaters
- Baseboard Heaters
- HVAC
- Elevator Equipment

ORDER: HP-AT101-1-02P  **US**



ORDER: HP-AT101-4-02P  **US**



Electrical

Rated Voltage:

300V

Rated Current:

Line/Load 50A

Wire Size: See Page 2

Operating Temperature:

-25°C to +90°C

Materials

Housing:

Phenolic

Terminals:

Aluminum

Brass / Nickel Plated

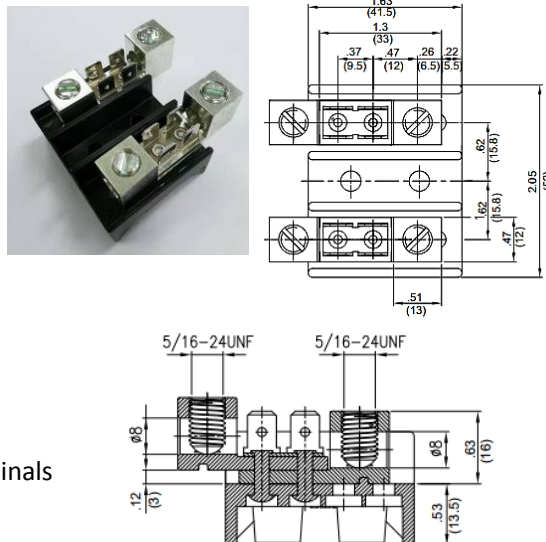
Termination: See Page 2

Load Side: .250 Q.C. Tab Terminals

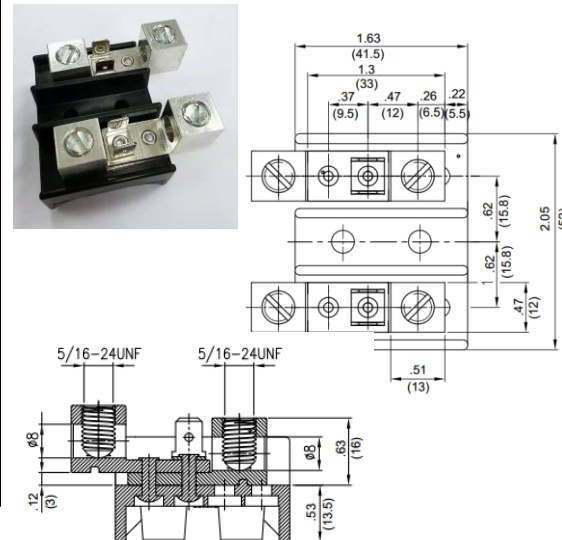
Withstand Voltage:

AC 2,500 V

ORDER: HP-AT101-5-02P



ORDER: HP-AT101-6-02P



TERMINATION & WIRE SIZE

PART NO.	INPUT FIELD WIRING	INPUT WIRING	LOAD TERMINALS	LOAD WIRING
HP-AT101-1	5/16 - 24 Screw Clamp	2-3 AWG 50 LB-IN 4-6 AWG 45 LB-IN 8 AWG 40 LB-IN 10-14 AWG 35 LB-IN	4 .250" Tab Terminals / Pole	.250" Tab
HP-AT101-4	5/16 - 24 Screw Clamp	2-3 AWG 50 LB-IN 4-6 AWG 45 LB-IN 8 AWG 40 LB-IN 10-14 AWG 35 LB-IN	10 - 32 Screw for Ring/Spade Terminal 2 .250" Tab Terminals / Pole	.250" Tab 10 - 32 AWG 20 LBS. - IN
HP-AT101-5	5/16 - 24 Screw Clamp	2- 3 AWG 50 LB-IN 4- 6 AWG 45 LB-IN 8 AWG 40 LB-IN 10-14 AWG 35 LB-IN	5/16 - 24 Screw Clamp 4 .250" Tab Terminals / Pole	.250" Tab 2-3 AWG 50 LB-IN 4-6 AWG 45 LB-IN 8 AWG 40 LB-IN 10-14 AWG 35 LB-IN
HP-AT101-6	5/16 - 24 Screw Clamp	2-3 AWG 50 LB-IN 4-6 AWG 45 LB-IN 8 AWG 40 LB-IN 10-14 AWG 35 LB-IN	5/16 - 24 Screw Clamp 2 .250" Tab Terminals / Pole	.250" Tab 2-3 AWG 50 LB-IN 4-6 AWG 45 LB-IN 8 AWG 40 LB-IN 10-14 AWG 35 LB-IN

PART #s

HP-AT101-1-03P

Type:

Input Power Line Distribution
Single & 3 phase model 110/220V

Features:

Low Cost Effective
Input Power Distribution

Applications:

Ice Makers
Water Heaters
Panel Heaters
Wall Heaters
Baseboard Heaters
HVAC
Elevator Equipment

Materials

Housing:

Phenolic

Terminals:

Aluminum
Brass / Nickel Plated


Termination:

Line Side: 8 AWG 40 LB/IN
10-14 AWG 35 LB/IN
2-3 AWG 50LB/IN
4-6 AWG 45 LB/IN

Load Side: .250 Q.C. Tab Terminals

Withstand Voltage:

AC 2,500 V

ORDER: HP-AT101-1-03P 



Electrical

Rated Voltage:

300V

Rated Current:

Line/Load 50A

Wire Size:

Line 2-14 AWG
Load .250 Q.C. Tab Terminals

Operating Temperature:

-25°C to + 90°C

