

SYLVANIA Luminaires

UltraLED™ Edge-Lit Panels

Application

Edge-Lit Panels are offered in three sizes for illuminating offices, retail or hospitality areas.

Benefits and Features

- DLC Premium listing increases rebate opportunities
- Edge-lit technology combined with diffused lens offers even and uniform lighting
- Up to 125 LPW
- 3500K, 4000K, and 5000K color temperature
- CRI >80
- Offered in 20, 26, 32, 50 watts
- Energy savings up to 64%

Electrical

- 120-277V_{AC} or 120-347V_{AC}
- LED driver is a constant current device
- Power factor ≥90%
- THD ≤20%
- 0-10V dimmable (down to 10%)
(Please reference the dimmer compatibility document LEDLUM012)

Rated Life

- 50,000 hours (L₇₀)

Warranty

- 5-year

Ambient Operating Range

- -13°F to +104°F (-25°C to +40°C)
- EM: 41°F to 104°F (5°C to 40°C)

| |
|---------|
| Item # |
| Type |
| Project |
| Notes |
| |
| Date |



Wattage Comparison

| Panel Size | Traditional Source | Traditional System Wattage | LED System Wattage | Energy Savings |
|------------|--------------------|----------------------------|--------------------|----------------|
| 1x4 | 2x28W T8 | 49 | 20 | 59% |
| | 2x32W T8 | 56 | 20 | 64% |
| | 2x28W T8 | 49 | 26 | 47% |
| | 2x32W T8 | 56 | 26 | 54% |
| | 3x17W T8 | 48 | 20 | 58% |
| 2x2 | 2xU31W T8 | 56 | 20 | 64% |
| | 3x17W T8 | 48 | 26 | 46% |
| | 2xU31W T8 | 56 | 26 | 54% |
| | 3x17W T8 | 48 | 32 | 33% |
| | 2xU31W T8 | 56 | 32 | 43% |
| 2x4 | 2x28W T8 | 49 | 26 | 47% |
| | 2x32W T8 | 56 | 26 | 54% |
| | 2x28W T8 | 49 | 32 | 35% |
| | 2x32W T8 | 56 | 32 | 43% |
| | 3x32W T8 | 75 | 32 | 57% |
| 2x4 | 3x28W T8 | 64 | 40 | 38% |
| | 3x32W T8 | 75 | 40 | 47% |
| | 4x28W T8 | 97 | 40 | 59% |
| | 4x32W T8 | 112 | 40 | 64% |
| | 4x28W T8 | 97 | 50 | 48% |
| 4x32W T8 | 116 | 50 | 57% | |



*See second page for DLC listings.



Ordering Guide

| PANELF | 2B | / | XXX | UNV | D | 8 | XX | / | XX | G | / | WH | / | X |
|--------------|------------|---|----------------|----------------|-----------|--------|------------|---|------------|----------|---|--------------|---|-------------------|
| Product Name | Generation | | Wattage | Voltage | Dimming | CRI | Color Temp | | Dimensions | Mounting | | Color/Finish | | Options |
| PANELF = | 2B | | 020 = 20 Watts | UNV = 120-277V | D = 0-10V | 8 =>80 | 35 = 3500 | | 14 = 1x4 | G = Grid | | WH = White | | Blank = No Option |
| Edge-Lit | | | 026 = 26 Watts | UNH = 120-347V | Dimming | | 40 = 4000 | | 22 = 2x2 | | | | | E = Emergency |
| Flat Panel | | | 032 = 32 Watts | | | | 50 = 5000 | | 24 = 2x4 | | | | | Back-Up |
| | | | 050 = 50 Watts | | | | | | | | | | | |

Ordering Information

| Item Number | Ordering Abbreviation | Wattage | Voltage | Dimming | CRI | CCT | Dimensions | Lumens | LPW | Options | DLC |
|-------------|------------------------------|---------|---------|---------|-----|-------|------------|--------|-----|---------------------------|-----|
| 60301 | PANELF2B/020UNVD835/14G/WH | 20 | 120-277 | 0-10V | >80 | 3500K | 1x4 | 2500 | 125 | – | Prm |
| 60302 | PANELF2B/020UNVD840/14G/WH | 20 | 120-277 | 0-10V | >80 | 4000K | 1x4 | 2500 | 125 | – | Prm |
| 60303 | PANELF2B/020UNVD850/14G/WH | 20 | 120-277 | 0-10V | >80 | 5000K | 1x4 | 2500 | 125 | – | Prm |
| 60307 | PANELF2B/026UNVD835/14G/WH | 26 | 120-277 | 0-10V | >80 | 3500K | 1x4 | 3250 | 125 | – | Prm |
| 60308 | PANELF2B/026UNVD840/14G/WH | 26 | 120-277 | 0-10V | >80 | 4000K | 1x4 | 3250 | 125 | – | Prm |
| 60309 | PANELF2B/026UNVD850/14G/WH | 26 | 120-277 | 0-10V | >80 | 5000K | 1x4 | 3250 | 125 | – | Prm |
| 60319 | PANELF2B/026UNVD835/24G/WH | 26 | 120-277 | 0-10V | >80 | 3500K | 2x4 | 3380 | 125 | – | Prm |
| 60320 | PANELF2B/026UNVD840/24G/WH | 26 | 120-277 | 0-10V | >80 | 4000K | 2x4 | 3380 | 125 | – | Prm |
| 60321 | PANELF2B/026UNVD850/24G/WH | 26 | 120-277 | 0-10V | >80 | 5000K | 2x4 | 3380 | 125 | – | Prm |
| 60295 | PANELF2B/032UNVD835/24G/WH | 32 | 120-277 | 0-10V | >80 | 3500K | 2x4 | 4160 | 125 | – | Prm |
| 60296 | PANELF2B/032UNVD840/24G/WH | 32 | 120-277 | 0-10V | >80 | 4000K | 2x4 | 4160 | 125 | – | Prm |
| 60297 | PANELF2B/032UNVD850/24G/WH | 32 | 120-277 | 0-10V | >80 | 5000K | 2x4 | 4160 | 125 | – | Prm |
| 60343 | PANELF2B/050UNVD835/24G/WH | 50 | 120-277 | 0-10V | >80 | 3500K | 2x4 | 6250 | 125 | – | Prm |
| 60344 | PANELF2B/050UNVD840/24G/WH | 50 | 120-277 | 0-10V | >80 | 4000K | 2x4 | 6250 | 125 | – | Prm |
| 60345 | PANELF2B/050UNVD850/24G/WH | 50 | 120-277 | 0-10V | >80 | 5000K | 2x4 | 6250 | 125 | – | Prm |
| 60349 | PANELF2B/020UNVD835/22G/WH | 20 | 120-277 | 0-10V | >80 | 3500K | 2x2 | 2500 | 125 | – | Prm |
| 60350 | PANELF2B/020UNVD840/22G/WH | 20 | 120-277 | 0-10V | >80 | 4000K | 2x2 | 2500 | 125 | – | Prm |
| 60351 | PANELF2B/020UNVD850/22G/WH | 20 | 120-277 | 0-10V | >80 | 5000K | 2x2 | 2500 | 125 | – | Prm |
| 60313 | PANELF2B/026UNVD835/22G/WH | 26 | 120-277 | 0-10V | >80 | 3500K | 2x2 | 3250 | 125 | – | Prm |
| 60314 | PANELF2B/026UNVD840/22G/WH | 26 | 120-277 | 0-10V | >80 | 4000K | 2x2 | 3250 | 125 | – | Prm |
| 60315 | PANELF2B/026UNVD850/22G/WH | 26 | 120-277 | 0-10V | >80 | 5000K | 2x2 | 3250 | 125 | – | Prm |
| 60304* | PANELF2B/020UNVD835/14G/WH/E | 20 | 120-277 | 0-10V | >80 | 3500K | 1x4 | 2500 | 125 | Emergency Battery Back-up | Prm |
| 60305* | PANELF2B/020UNVD840/14G/WH/E | 20 | 120-277 | 0-10V | >80 | 4000K | 1x4 | 2500 | 125 | Emergency Battery Back-up | Prm |
| 60306* | PANELF2B/020UNVD850/14G/WH/E | 20 | 120-277 | 0-10V | >80 | 5000K | 1x4 | 2500 | 125 | Emergency Battery Back-up | Prm |
| 60310* | PANELF2B/026UNVD835/14G/WH/E | 26 | 120-277 | 0-10V | >80 | 3500K | 1x4 | 3250 | 125 | Emergency Battery Back-up | Prm |
| 60311* | PANELF2B/026UNVD840/14G/WH/E | 26 | 120-277 | 0-10V | >80 | 4000K | 1x4 | 3250 | 125 | Emergency Battery Back-up | Prm |
| 60312* | PANELF2B/026UNVD850/14G/WH/E | 26 | 120-277 | 0-10V | >80 | 5000K | 1x4 | 3250 | 125 | Emergency Battery Back-up | Prm |
| 60322* | PANELF2B/026UNVD835/24G/WH/E | 26 | 120-277 | 0-10V | >80 | 3500K | 2x4 | 3380 | 125 | Emergency Battery Back-up | Prm |
| 60323* | PANELF2B/026UNVD840/24G/WH/E | 26 | 120-277 | 0-10V | >80 | 4000K | 2x4 | 3380 | 125 | Emergency Battery Back-up | Prm |
| 60324* | PANELF2B/026UNVD850/24G/WH/E | 26 | 120-277 | 0-10V | >80 | 5000K | 2x4 | 3380 | 125 | Emergency Battery Back-up | Prm |
| 60298* | PANELF2B/032UNVD835/24G/WH/E | 32 | 120-277 | 0-10V | >80 | 3500K | 2x4 | 4160 | 125 | Emergency Battery Back-up | Prm |
| 60299* | PANELF2B/032UNVD840/24G/WH/E | 32 | 120-277 | 0-10V | >80 | 4000K | 2x4 | 4160 | 125 | Emergency Battery Back-up | Prm |
| 60300* | PANELF2B/032UNVD850/24G/WH/E | 32 | 120-277 | 0-10V | >80 | 5000K | 2x4 | 4160 | 125 | Emergency Battery Back-up | Prm |
| 60346* | PANELF2B/050UNVD835/24G/WH/E | 50 | 120-277 | 0-10V | >80 | 3500K | 2x4 | 6250 | 125 | Emergency Battery Back-up | Prm |
| 60347* | PANELF2B/050UNVD840/24G/WH/E | 50 | 120-277 | 0-10V | >80 | 4000K | 2x4 | 6250 | 125 | Emergency Battery Back-up | Prm |
| 60348* | PANELF2B/050UNVD850/24G/WH/E | 50 | 120-277 | 0-10V | >80 | 5000K | 2x4 | 6250 | 125 | Emergency Battery Back-up | Prm |
| 60352* | PANELF2B/020UNVD835/22G/WH/E | 20 | 120-277 | 0-10V | >80 | 3500K | 2x2 | 2500 | 125 | Emergency Battery Back-up | Prm |
| 60353* | PANELF2B/020UNVD840/22G/WH/E | 20 | 120-277 | 0-10V | >80 | 4000K | 2x2 | 2500 | 125 | Emergency Battery Back-up | Prm |
| 60354* | PANELF2B/020UNVD850/22G/WH/E | 20 | 120-277 | 0-10V | >80 | 5000K | 2x2 | 2500 | 125 | Emergency Battery Back-up | Prm |
| 60316* | PANELF2B/026UNVD835/22G/WH/E | 26 | 120-277 | 0-10V | >80 | 3500K | 2x2 | 3250 | 125 | Emergency Battery Back-up | Prm |
| 60317* | PANELF2B/026UNVD840/22G/WH/E | 26 | 120-277 | 0-10V | >80 | 4000K | 2x2 | 3250 | 125 | Emergency Battery Back-up | Prm |
| 60318* | PANELF2B/026UNVD850/22G/WH/E | 26 | 120-277 | 0-10V | >80 | 5000K | 2x2 | 3250 | 125 | Emergency Battery Back-up | Prm |
| 60274 | PANELF2B/020UNHD835/14G/WH | 20 | 120-347 | 0-10V | >80 | 3500K | 1x4 | 2500 | 125 | – | – |
| 60275 | PANELF2B/020UNHD840/14G/WH | 20 | 120-347 | 0-10V | >80 | 4000K | 1x4 | 2500 | 125 | – | – |
| 60276 | PANELF2B/020UNHD850/14G/WH | 20 | 120-347 | 0-10V | >80 | 5000K | 1x4 | 2500 | 125 | – | – |
| 60268 | PANELF2B/026UNHD835/14G/WH | 26 | 120-347 | 0-10V | >80 | 3500K | 1x4 | 3250 | 125 | – | – |
| 60269 | PANELF2B/026UNHD840/14G/WH | 26 | 120-347 | 0-10V | >80 | 4000K | 1x4 | 3250 | 125 | – | – |
| 60270 | PANELF2B/026UNHD850/14G/WH | 26 | 120-347 | 0-10V | >80 | 5000K | 1x4 | 3250 | 125 | – | – |
| 60288 | PANELF2B/026UNHD835/24G/WH | 26 | 120-347 | 0-10V | >80 | 3500K | 2x4 | 3380 | 125 | – | – |
| 60289 | PANELF2B/026UNHD840/24G/WH | 26 | 120-347 | 0-10V | >80 | 4000K | 2x4 | 3380 | 125 | – | – |
| 60290 | PANELF2B/026UNHD850/24G/WH | 26 | 120-347 | 0-10V | >80 | 5000K | 2x4 | 3380 | 125 | – | – |
| 60271 | PANELF2B/032UNHD835/24G/WH | 32 | 120-347 | 0-10V | >80 | 3500K | 2x4 | 4160 | 125 | – | – |
| 60272 | PANELF2B/032UNHD840/24G/WH | 32 | 120-347 | 0-10V | >80 | 4000K | 2x4 | 4160 | 125 | – | – |
| 60273 | PANELF2B/032UNHD850/24G/WH | 32 | 120-347 | 0-10V | >80 | 5000K | 2x4 | 4160 | 125 | – | – |
| 60280 | PANELF2B/050UNHD835/24G/WH | 50 | 120-347 | 0-10V | >80 | 3500K | 2x4 | 6250 | 125 | – | – |
| 60281 | PANELF2B/050UNHD840/24G/WH | 50 | 120-347 | 0-10V | >80 | 4000K | 2x4 | 6250 | 125 | – | – |
| 60282 | PANELF2B/050UNHD850/24G/WH | 50 | 120-347 | 0-10V | >80 | 5000K | 2x4 | 6250 | 125 | – | – |
| 60291 | PANELF2B/020UNHD835/22G/WH | 20 | 120-347 | 0-10V | >80 | 3500K | 2x2 | 2500 | 125 | – | – |
| 60292 | PANELF2B/020UNHD840/22G/WH | 20 | 120-347 | 0-10V | >80 | 4000K | 2x2 | 2500 | 125 | – | – |
| 60293 | PANELF2B/020UNHD850/22G/WH | 20 | 120-347 | 0-10V | >80 | 5000K | 2x2 | 2500 | 125 | – | – |
| 60277 | PANELF2B/026UNHD835/22G/WH | 26 | 120-347 | 0-10V | >80 | 3500K | 2x2 | 3250 | 125 | – | – |
| 60278 | PANELF2B/026UNHD840/22G/WH | 26 | 120-347 | 0-10V | >80 | 4000K | 2x2 | 3250 | 125 | – | – |
| 60279 | PANELF2B/026UNHD850/22G/WH | 26 | 120-347 | 0-10V | >80 | 5000K | 2x2 | 3250 | 125 | – | – |

*MTO with lead time

Photometrics

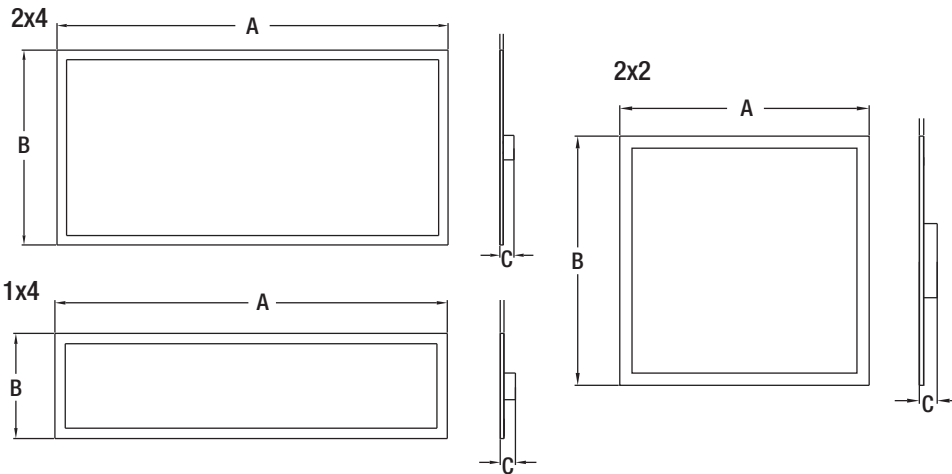
- Average Illuminance (FC) at 30" AFF and avg/min uniformity
- 80/50/20 Reflectances
- Calculations are based on 110ft x 50ft area

| | | | 8 ft Mounting Height | | | 10 ft Mounting Height | | | 12 ft Mounting Height | | |
|-------|-----|----------------------------|---------------------------|----------|----------|-----------------------|----------|----------|-----------------------|----------|----------|
| | | | On Center Fixture Spacing | | | | | | | | |
| | | | 8'x10' | 10'x10' | 10'x12' | 8'x10' | 10'x10' | 10'x12' | 8'x10' | 10'x10' | 10'x12' |
| 1'x4' | 20W | PANELF2B/020UNVD8XX/14G/WH | 30fc/1.5 | 25fc/1.3 | 21fc/1.7 | 29fc/1.6 | 24fc/1.5 | 20fc/1.7 | 28fc/1.7 | 23fc/1.5 | 19fc/1.7 |
| | 26W | PANELF2B/026UNVD8XX/14G/WH | 40fc/1.6 | 33fc/1.4 | 28fc/1.8 | 39fc/1.7 | 32fc/1.5 | 27fc/1.8 | 37fc/1.7 | 31fc/1.6 | 26fc/1.8 |
| 2'x2' | 20W | PANELF2B/020UNVD8XX/22G/WH | 32fc/1.5 | 27fc/1.3 | 22fc/1.8 | 31fc/1.6 | 26fc/1.4 | 21fc/1.7 | 30fc/1.6 | 25fc/1.5 | 21fc/1.7 |
| | 26W | PANELF2B/026UNVD8XX/22G/WH | 40fc/1.5 | 33fc/1.3 | 28fc/1.8 | 39fc/1.6 | 32fc/1.4 | 27fc/1.7 | 37fc/1.6 | 31fc/1.5 | 26fc/1.7 |
| 2'x4' | 26W | PANELF2B/026UNVD8XX/24G/WH | 42fc/1.5 | 35fc/1.3 | 29fc/1.7 | 41fc/1.6 | 34fc/1.4 | 28fc/1.7 | 39fc/1.6 | 33fc/1.5 | 27fc/1.7 |
| | 32W | PANELF2B/032UNVD8XX/24G/WH | 53fc/1.5 | 44fc/1.3 | 36fc/1.7 | 51fc/1.6 | 43fc/1.4 | 35fc/1.7 | 49fc/1.6 | 41fc/1.5 | 34fc/1.7 |
| | 50W | PANELF2B/050UNVD8XX/24G/WH | 73fc/1.5 | 60fc/1.3 | 50fc/1.7 | 70fc/1.6 | 59fc/1.5 | 49fc/1.7 | 67fc/1.7 | 56fc/1.6 | 47fc/1.7 |

Physical Information

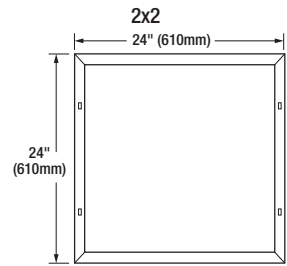
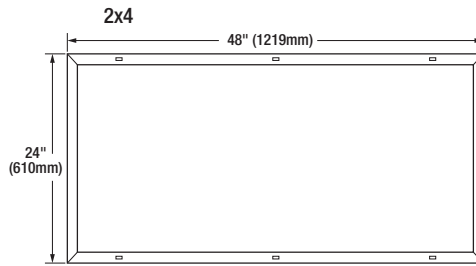
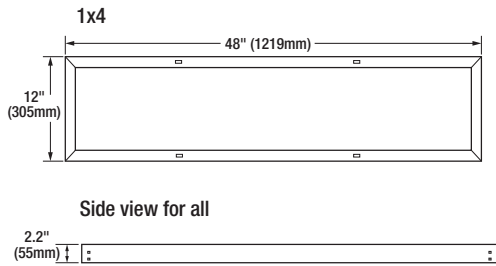
| Lamp Description | (A) Length in. (mm) | (B) Width in. (mm) | (C) Height in. (mm) |
|------------------|---------------------|--------------------|---------------------|
| 1x4 | 47.8 | 11.8 | 1.7 |
| 2x2 | 23.82 | 23.82 | 1.7 |
| 2x4 | 47.8 | 21.5 | 1.7 |
| 1x4 EM | 47.8 | 11.8 | 1.7 |
| 2x2 EM | 23.82 | 23.82 | 1.7 |
| 2x4 EM | 47.8 | 21.5 | 1.7 |

Weight: 1x4, 2x2: 8.3 lbs (3.8kg) 1x4 EM, 2x2 EM: 10.5 lbs (4.8kg) 2x4: 13.4 lbs (6.1kg) 2x4 EM: 15.6 lbs (7.1kg)



Mounting Accessories

| Item Number | Ordering Abbreviation | Item Description |
|-------------|-----------------------|-------------------------------------|
| 70132 | SMKIT1A/14A/WH | 1x4 Surface Mount Kit, White Finish |
| 70380 | SMKIT1A/22A/WH | 2x2 Surface Mount Kit, White Finish |
| 70381 | SMKIT1A/24A/WH | 2x4 Surface Mount Kit, White Finish |
| 60457 | FK1A14GWH | 1x4 Flange Kit, White Finish |
| 60458 | FK1A22GWH | 2x2 Flange Kit, White Finish |
| 60459 | FK1A24GWH | 2x4 Flange Kit, White Finish |



Options Information

Emergency Battery Backup:

Activates when normal power supply to the fixture fails, providing a minimum of 650 lumens (700 nominal lumens) for at least 90 minutes.

LEDVANCE LLC
 200 Ballardvale Street
 Wilmington, MA 01887 USA
 Phone 1-800-LIGHTBULB (1-800-544-4828)
 www.sylvania.com

SYLVANIA and LEDVANCE are registered trademarks.
 All other trademarks are those of their respective owners.
 Licensee of product trademark SYLVANIA in general lighting.
 Specifications subject to change without notice.

 /sylvania  /sylvania

Name: _____

Email: _____

Phone: _____

