

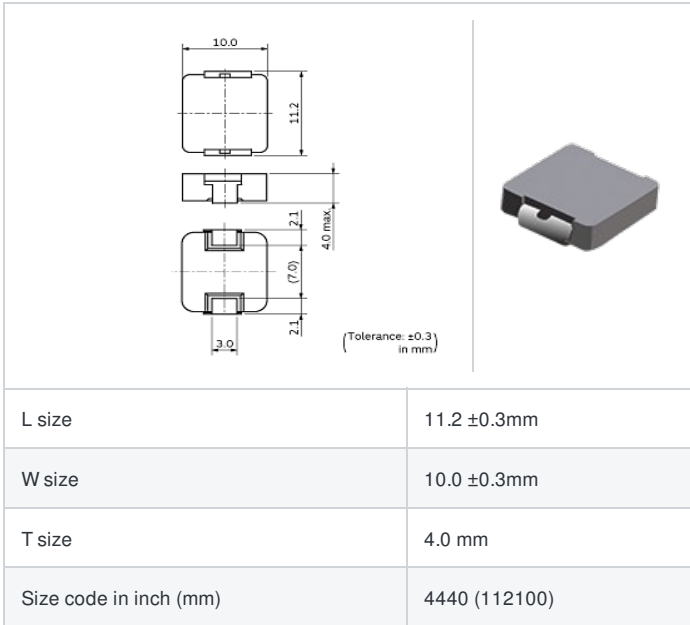
FDVE1040-H-6R8M#

indicates a package specification code.



< List of part numbers with package codes >
FDVE1040-H-6R8M=P3

Shape



Notes

Rated current (I_{sat}) is specified when the decrease of the initial inductance value at 20%.
Rated current (I_{temp}) is specified when temperature of the inductor is raised 40°C by DC current.

References

Packaging code	Specifications	Minimum quantity
=P3	φ330mm Embossed taping	500

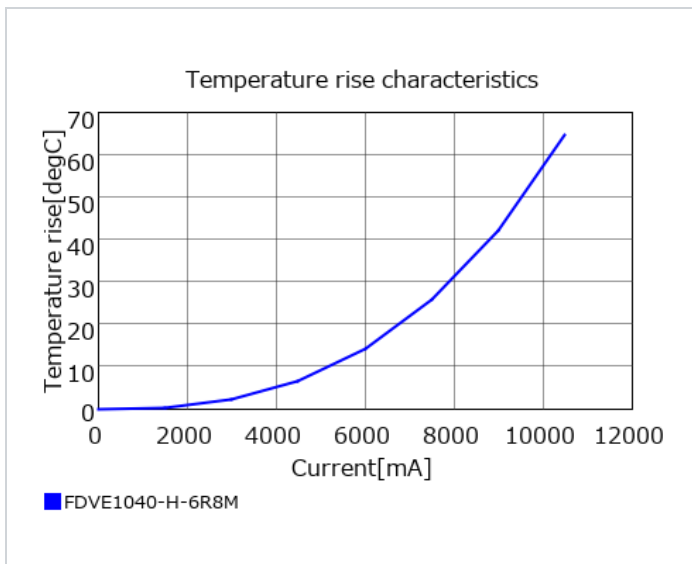
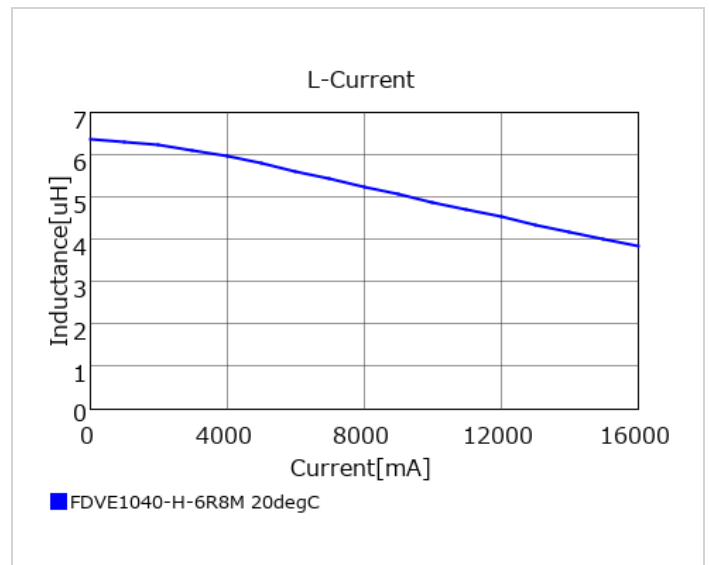
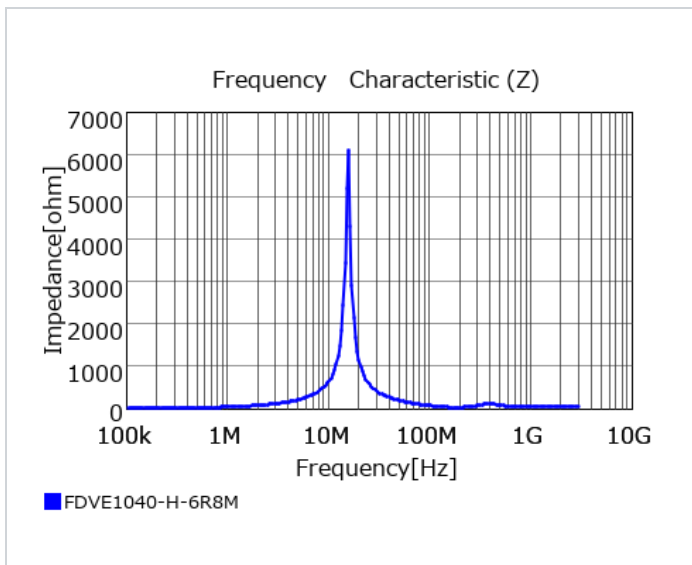
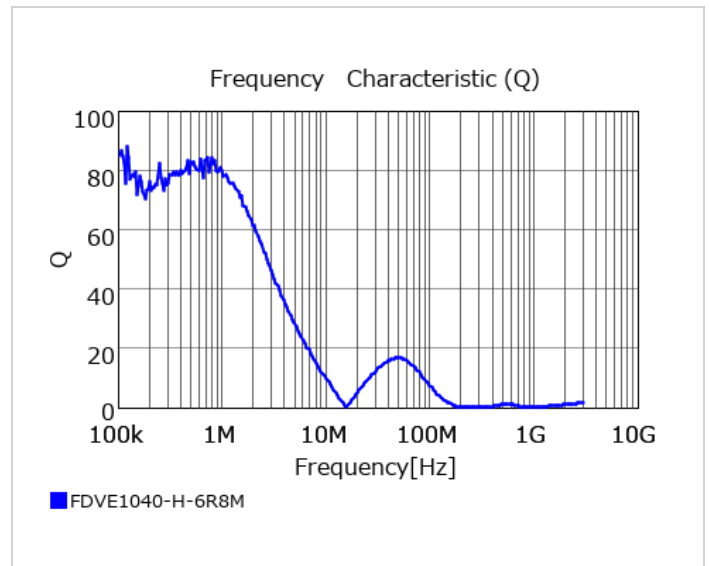
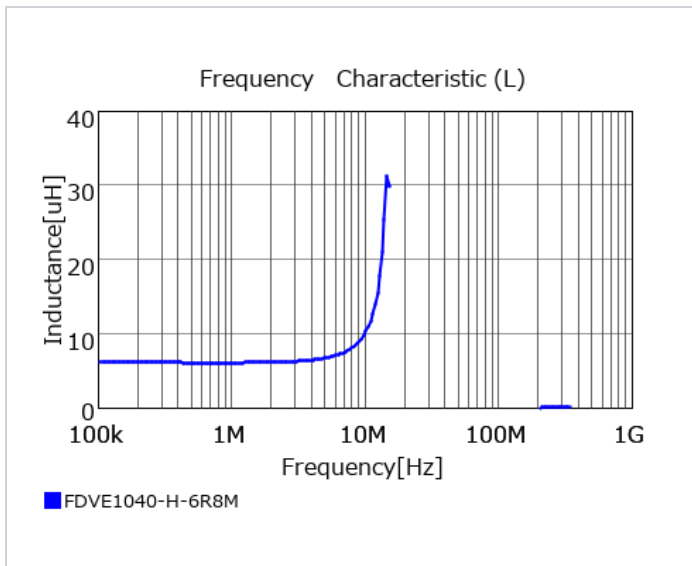
Mass (Typ.)	
1 piece	2.35g

Specifications

Inductance	6.8μH ±20%
Inductance test frequency	0.1MHz
Rated current (I _{sat}) (Based on Inductance change)	7100mA
Rated current (I _{temp}) (Based on Temperature rise)	7100mA
Max. of DC resistance	0.0202Ω
Operating temperature range (Self-temperature rise is included)	-40 to 125°C
Class of magnetic shield	Metal Alloy
Absolute maximum voltage	30Vdc
Series	FDVE1040

Attention

- 1.This datasheet is downloaded from the website of Murata Manufacturing Co., Ltd. Therefore, it's specifications are subject to change or our products in it may be discontinued without advance notice. Please check with our sales representatives or product engineers before ordering.
- 2.This datasheet has only typical specifications because there is no space for detailed specifications. Therefore, please review our product specifications or consult the approval sheet for product specifications before ordering.



⚠ Attention

- 1.This datasheet is downloaded from the website of Murata Manufacturing Co., Ltd. Therefore, it's specifications are subject to change or our products in it may be discontinued without advance notice. Please check with our sales representatives or product engineers before ordering.
- 2.This datasheet has only typical specifications because there is no space for detailed specifications. Therefore, please review our product specifications or consult the approval sheet for product specifications before ordering.