

## Mounting base housing - ME 45 UT BUS/10 GN - 2853682

Please be informed that the data shown in this PDF Document is generated from our Online Catalog. Please find the complete data in the user's documentation. Our General Terms of Use for Downloads are valid (<http://phoenixcontact.com/download>)



DIN rail housing, Lower housing part with metal foot catch, tall design, with vents, width: 45.2 mm, height: 99 mm, depth: 107.3 mm, cross connection: integrated bus connector, number of positions cross connector: 10, color: green (6021)

### Your advantages

- Item is from the ME product range
- Tool-free mounting
- Available in overall widths from 12.5 mm to 90 mm, modular extension is possible
- Inflammability class V0 according to UL 94
- Variety of connection technologies
- Can be mounted on the DIN rail
- Optional bus connector that is either integrated or mounted on the DIN rail



### Key Commercial Data

|                                      |                                |
|--------------------------------------|--------------------------------|
| Packing unit                         | 10 pc                          |
| Minimum order quantity               | 10 pc                          |
| GTIN                                 |                                |
| GTIN                                 | 4017918174408                  |
| Weight per Piece (excluding packing) | 68.080 g                       |
| Custom tariff number                 | 85369010                       |
| Country of origin                    | Germany                        |
| Note                                 | Made to Order (non-returnable) |

### Technical data

#### Item properties

|                           |                       |
|---------------------------|-----------------------|
| Brief article description | Mounting base housing |
| Type                      | ME 45 UT BUS/10 GN    |
| Order No.                 | 2853682               |
| Housing type              | DIN rail housing      |

# Mounting base housing - ME 45 UT BUS/10 GN - 2853682

## Technical data

### Item properties

|                              |   |
|------------------------------|---|
| Type                         | Lower housing part with metal foot catch, tall design |
| Max. IP code to attain       | IP20  |
| Mounting type                | DIN rail mounting                                     |
| Ventilation openings present | yes   |

### Dimensions

|  |          |
|--|----------|
| Width [ w ]  | 45.2 mm  |
| Height [ h ]   | 99 mm    |
| Depth [ d ]  | 107.3 mm |
| Depth from top edge of DIN rail [ d ]                                | 99.8 mm  |
| Depth from top edge of DIN rail to support point on upper part [ d ] | 68.5 mm  |

### Material data

|  |              |
|--|--------------|
| Color (RAL)                            | green (6021) |
| Flammability rating according to UL 94 | V0           |
| Housing material                       | Polyamide    |

### Ambient conditions

|   |  |
|---|--|
| Ambient temperature (storage/transport) | -40 °C ... 55 °C                                   |
| Ambient temperature (assembly)          | -5 °C ... 100 °C                                   |
| Ambient temperature (operation)         | -40 °C ... 105 °C (depending on power dissipation) |
| Relative humidity (storage/transport)   | 80 %   |

### PCB data

|                       |                                |
|-----------------------|--------------------------------|
| Number of PCB holders | 2                              |
| PCB thickness         | 1.4 mm ... 1.8 mm              |
| Mounting position     | Vertical (horizontal DIN rail) |
| Type of PCB mount     | Latching                       |

### Power dissipation, single housing at 20 °C

|                     |          |
|---------------------|----------|
| Ambient temperature | 20 °C    |
| Reduction factor    | 1        |
| Mounting position   | vertical |
| Power dissipation   | 8.2 W    |

### Power dissipation, single housing at 30 °C

|                     |          |
|---------------------|----------|
| Ambient temperature | 30 °C    |
| Reduction factor    | 0.91     |
| Mounting position   | vertical |
| Power dissipation   | 7.5 W    |

### Power dissipation, single housing at 40 °C

|                     |          |
|---------------------|----------|
| Ambient temperature | 40 °C    |
| Reduction factor    | 0.81     |
| Mounting position   | vertical |

# Mounting base housing - ME 45 UT BUS/10 GN - 2853682

## Technical data

### Power dissipation, single housing at 40 °C

|                   |       |
|-------------------|-------|
| Power dissipation | 6.6 W |
|-------------------|-------|

### Power dissipation, single housing at 50 °C

|                     |          |
|---------------------|----------|
| Ambient temperature | 50 °C    |
| Reduction factor    | 0.7      |
| Mounting position   | vertical |
| Power dissipation   | 5.7 W    |

### Power dissipation, single housing at 60 °C

|                     |          |
|---------------------|----------|
| Ambient temperature | 60 °C    |
| Reduction factor    | 0.57     |
| Mounting position   | vertical |
| Power dissipation   | 4.7 W    |

### Mechanical strength/tumbling barrel

|                       |                     |
|-----------------------|---------------------|
| Specification         | IEC 60998-1:2002-12 |
| Height of fall        | 50 cm               |
| Number of drop cycles | 10                  |

### Vibration test

|                        |                        |
|------------------------|------------------------|
| Specification          | IEC 60068-2-6:2007-12  |
| Frequency              | 10 - 150 - 10 Hz       |
| Sweep speed            | 1 octave/min           |
| Amplitude              | 0.15 mm (10 - 58.1 Hz) |
| Acceleration           | 2g (58.1 - 150 Hz)     |
| Test duration per axis | 2.5 h                  |
| Test directions        | X-, Y- and Z-axis      |

### Shock

|                                |                                   |
|--------------------------------|-----------------------------------|
| Specification                  | IEC 60068-2-27:2008-02            |
| Pulse shape                    | Half-sine                         |
| Acceleration                   | 15g                               |
| Shock duration                 | 11 ms                             |
| Number of shocks per direction | 3                                 |
| Test directions                | X-, Y- and Z-axis (pos. and neg.) |

### Thermostability (Ball Thrust Test)

|               |                        |
|---------------|------------------------|
| Specification | IEC 60695-10-2:2014-02 |
| Temperature   | 125 °C                 |
| Test duration | 1 h                    |
| Force         | 20 N                   |

### Test for assessing the risk of fire (glow wire)

|               |   |
|---------------|---|
| Specification | DIN EN 60695-2-11 (VDE 0471-2-11):2014-11 |
| Temperature   | 850 °C                                    |

# Mounting base housing - ME 45 UT BUS/10 GN - 2853682

## Technical data

### Test for assessing the risk of fire (glow wire)

|                  |      |
|------------------|------|
| Time of exposure | 30 s |
|------------------|------|

### Degrees of protection provided by housings (IP code)

|                                       |   |
|---------------------------------------|---|
| Specification                         | IEC 60529:1989-11 + AMD 1:1999-11 + AMD 2:2013-08 |
| Result, degree of protection, IP code | IP20  |

### General information

|              |   |
|--------------|---|
| Type of note | Assembly instruction:   |
| Note         | Refer to the data sheet for the range in the download area.           |
| Type of note | Recommendation  |
| Note         | Material of contact pads for bus connector, galvanic gold (hard gold) |

### Packaging information

|                            |                     |
|----------------------------|---------------------|
| Type of packaging          | packed in cardboard |
| Pieces per package         | 10                  |
| Denomination packing units | Pcs.                |
| Outer packaging type       | Carton              |

### Standards and regulations

|  |     |
|--|-----|
| Connection in acc. with standard       | CUL |
| Flammability rating according to UL 94 | V0  |

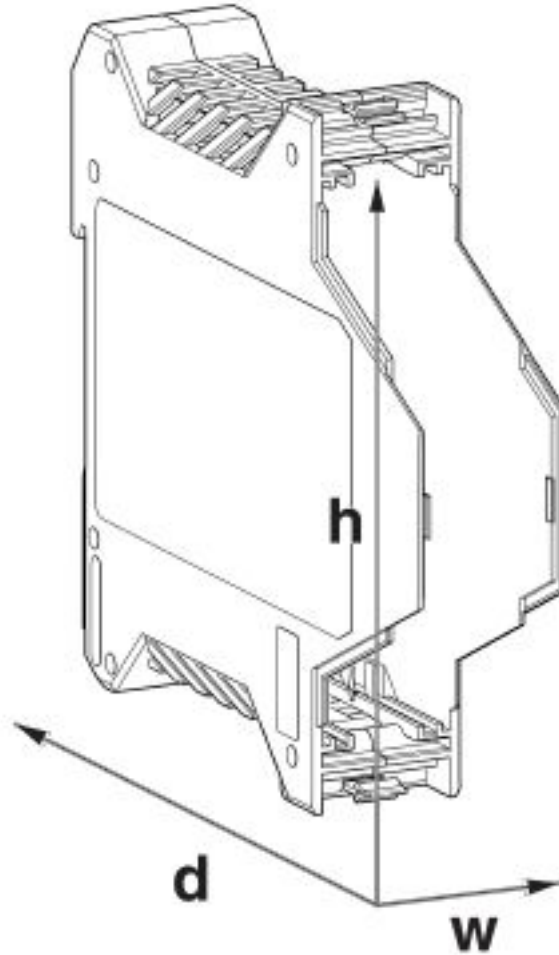
### Environmental Product Compliance

|            |   |
|------------|---|
| China RoHS | Environmentally friendly use period: unlimited = EFUP-e |
|            | No hazardous substances above threshold values          |

## Drawings

# Mounting base housing - ME 45 UT BUS/10 GN - 2853682

Dimensional drawing



## Classifications

eCl@ss

|            |          |
|------------|----------|
| eCl@ss 4.0 | 27180400 |
| eCl@ss 4.1 | 27180400 |
| eCl@ss 5.0 | 27180500 |
| eCl@ss 5.1 | 27180500 |
| eCl@ss 6.0 | 27180800 |
| eCl@ss 7.0 | 27182702 |
| eCl@ss 8.0 | 27182702 |
| eCl@ss 9.0 | 27182702 |

# Mounting base housing - ME 45 UT BUS/10 GN - 2853682

## Classifications

### ETIM

|          |          |
|----------|----------|
| ETIM 2.0 | EC001031 |
| ETIM 3.0 | EC001031 |
| ETIM 4.0 | EC001031 |
| ETIM 5.0 | EC001031 |
| ETIM 6.0 | EC001031 |
| ETIM 7.0 | EC001031 |

### UNSPSC

|               |          |
|---------------|----------|
| UNSPSC 6.01   | 31261501 |
| UNSPSC 7.0901 | 31261501 |
| UNSPSC 11     | 31261501 |
| UNSPSC 12.01  | 31261501 |
| UNSPSC 13.2   | 31261501 |
| UNSPSC 18.0   | 31261501 |
| UNSPSC 19.0   | 31261501 |
| UNSPSC 20.0   | 31261501 |
| UNSPSC 21.0   | 31261501 |

## Approvals


### Approvals


#### Approvals

cUL Recognized / EAC / cULus Recognized

#### Ex Approvals

### Approval details

|                    |   |   |              |
|--------------------|---|---|--------------|
| cUL Recognized     |  | <a href="http://database.ul.com/cgi-bin/XYV/template/LISEXT/1FRAME/index.htm">http://database.ul.com/cgi-bin/XYV/template/LISEXT/1FRAME/index.htm</a> | FILE E 60425 |
|                    | B   | D   |              |
| Nominal voltage UN | 300 V   | 300 V   |              |
| Nominal current IN | 8 A   | 8 A   |              |

|     |   |         |
|-----|---|---------|
| EAC |  | B.01742 |
|-----|---|---------|

# Mounting base housing - ME 45 UT BUS/10 GN - 2853682

## Approvals

cULus Recognized



## Accessories

### Accessories

#### Filler plug

Cover - ME B-SA/NS 35 - 2935959

Terminal cover, 1 strip covers up to 12 terminal points, for ME-BUS male side, (female side)



Cover - ME B-KA - 2854173



Terminal cover, 1 strip covers up to 12 terminal points, for ME-BUS terminal opening, (male side)

## Mounting material

Components of electronic housing - ME DH27 NS 35 - 2908760

Spacers, for protection of the input or output contacts for DIN rail NS 35, width [B] 27 mm



Components of electronic housing - ME LPZS - 2906911



Component housing, PCB stop

## PCB plug

# Mounting base housing - ME 45 UT BUS/10 GN - 2853682

## Accessories

Printed-circuit board connector - IMC 1,5/10-ST-3,81 AU - 1943289



PCB connector, nominal current: 8 A, rated voltage (III/2): 160 V, nominal cross section: 1.5 mm<sup>2</sup>, number of positions: 10, pitch: 3.81 mm, connection method: Screw connection with tension sleeve, color: green, contact surface: Gold

Printed-circuit board connector - MC 1,5/10-ST-3,81 AU - 1879599



PCB connector, nominal current: 8 A, rated voltage (III/2): 160 V, nominal cross section: 1.5 mm<sup>2</sup>, number of positions: 10, pitch: 3.81 mm, connection method: Screw connection with tension sleeve, color: green, contact surface: Gold, pin layout: Linear three-way pinning

## Necessary add-on products

Upper part of housing - ME 45 OT-1MSTBO GN - 2709192



DIN rail housing, Upper housing part for connectors with header, width: 45.2 mm, height: 99 mm, depth: 45.85 mm, color: green (6021)

Upper part of housing - ME 45 OT-MSTBO GN - 2909743



DIN rail housing, Upper housing part for connectors with header, width: 45.2 mm, height: 99 mm, depth: 45.85 mm, color: green (6021)

Upper part of housing - ME 45 OTU-MKDSO GN - 2279826



DIN rail housing, Upper housing part for PCB terminal blocks with screw connection, width: 45.2 mm, height: 99 mm, depth: 45.85 mm, color: green (6021)



## Mounting base housing - ME 45 UT BUS/10 GN - 2853682

### Accessories

Upper part of housing - ME 22,5 OTU-MKDSO GN - 2278966



DIN rail housing, Upper housing part for PCB terminal blocks with screw connection, width: 22.6 mm, height: 99 mm, depth: 45.85 mm, color: green (6021)

---

Upper part of housing - ME 45 OT-MKDSO GN - 2909390



DIN rail housing, Upper housing part for PCB terminal blocks with screw connection, width: 45.2 mm, height: 99 mm, depth: 45.85 mm, color: green (6021)

---

Upper part of housing - ME 22,5 OT-1MSTBO GN - 2709558



DIN rail housing, Upper housing part for connectors with header, width: 22.6 mm, height: 99 mm, depth: 45.85 mm, color: green (6021)

---

Upper part of housing - ME 22,5 OT-MSTBO GN - 2907169



DIN rail housing, Upper housing part for connectors with header, width: 22.6 mm, height: 99 mm, depth: 45.85 mm, color: green (6021)

---

Upper part of housing - ME 22,5 OT-3MSTBO GN - 2735962



DIN rail housing, Upper housing part for connectors with header, width: 22.6 mm, height: 102 mm, depth: 60.15 mm, color: green (6021)

---