

Surge protection device - TTC-6-GDT-C-110AC-UT-I - 2906844

Please be informed that the data shown in this PDF Document is generated from our Online Catalog. Please find the complete data in the user's documentation. Our General Terms of Use for Downloads are valid (<http://phoenixcontact.com/download>)




Coarse surge protection with integrated status indicator for a signal wire with grounded reference potential.

Your advantages

- ✓ Space-saving installation due to the narrow overall width of 6.2 mm
- ✓ Signaling without additional auxiliary power, thanks to the mechanical status indicator
- ✓ Optional remote signaling module monitors up to 40 items, without additional wiring
- ✓ Safe behavior in the event of overload, thanks to the integrated disconnect device
- ✓ Coarse surge protection by means of gas discharge tube



Key Commercial Data

Packing unit	1 pc
GTIN	 4 055626 136998
GTIN	4055626136998
Weight per Piece (excluding packing)	23.130 g
Custom tariff number	85363010
Country of origin	Germany

Technical data

Dimensions

Height	92 mm
Width	6.2 mm
Depth	69.5 mm (incl. DIN rail 7.5 mm)

Ambient conditions

Ambient temperature (operation)	-40 °C ... 85 °C
Ambient temperature (storage/transport)	-40 °C ... 85 °C
Permissible humidity (operation)	5 % ... 95 %

Surge protection device - TTC-6-GDT-C-110AC-UT-I - 2906844

Technical data

Ambient conditions

Altitude	≤ 2000 m (amsl (above mean sea level))
Degree of protection	IP20 (with end cover)

General

Housing material	PBT
Flammability rating according to UL 94	V-0
Color	traffic grey A RAL 7042
Mounting type	DIN rail: 35 mm
Type	DIN rail module, one-piece
Direction of action	Line-Earth Ground

Protective circuit

IEC test classification	C1
	C2
	C3
	D1
Nominal voltage U_N	110 V AC
Maximum continuous voltage U_C	130 V AC
Rated current	2 A (60 °C)
Operating effective current I_C at U_C	≤ 1 μA
Residual current I_{PE}	≤ 1 μA
Nominal discharge current I_n (8/20) μs (line-earth)	5 kA
Pulse discharge current I_{imp} (10/350) μs (line-earth)	0.5 kA
Voltage protection level U_p (line-earth)	≤ 800 V (C1 - 2 kV)
	≤ 1 kV (C2 - 10 kV)
	≤ 800 V (C3 - 25 A)
	≤ 900 V (C3 - 100 A)
Response time t_A (line-earth)	≤ 100 ns
Input attenuation aE, asym.	typ. 0.3 dB (≤ 8 MHz / 150 Ω)
	typ. 0.3 dB (≤ 30 MHz / 50 Ω)
Cut-off frequency f_g (3 dB), asym. (PE) in 50 Ohm system	typ. 130 MHz
Cut-off frequency f_g (3 dB), asym. (PE) in 150 Ohm system	typ. 25 MHz
Capacity (line-earth)	5 pF
Resistance per path	≤ 100 mΩ
Surge protection fault message	optical
Impulse durability (line-earth)	C1 - 1 kA
	C2 - 5 kA
	C3 - 100 A
	D1 - 500 A
Pulse reset time (line-earth)	≤ 1 ms

Connection data

Surge protection device - TTC-6-GDT-C-110AC-UT-I - 2906844

Technical data

Connection data

Connection method	Screw connection
Screw thread	M3
Tightening torque	0.5 Nm ... 0.6 Nm
Stripping length	8 mm
Conductor cross section flexible	0.2 mm ² ... 2.5 mm ²
Conductor cross section solid	0.2 mm ² ... 4 mm ²
Conductor cross section AWG	24 ... 12

Standards and Regulations

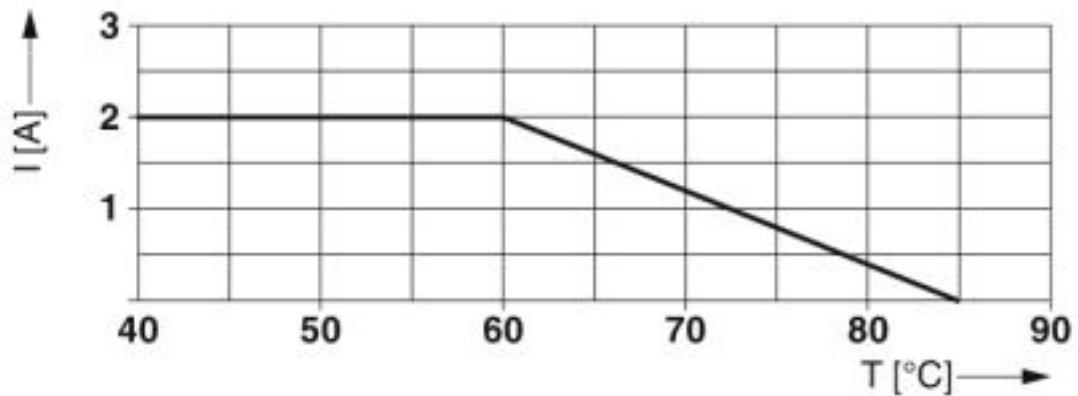
Standards/specifications	IEC 61643-21 2000 + corrigendum 2001 + A1:2008, modified + A2:2012
	EN 61643-21 2001 + A1:2009 + A2:2013

Environmental Product Compliance

REACH SVHC	Lead 7439-92-1
China RoHS	Environmentally Friendly Use Period = 50
	For details about hazardous substances go to tab "Downloads", Category "Manufacturer's declaration"

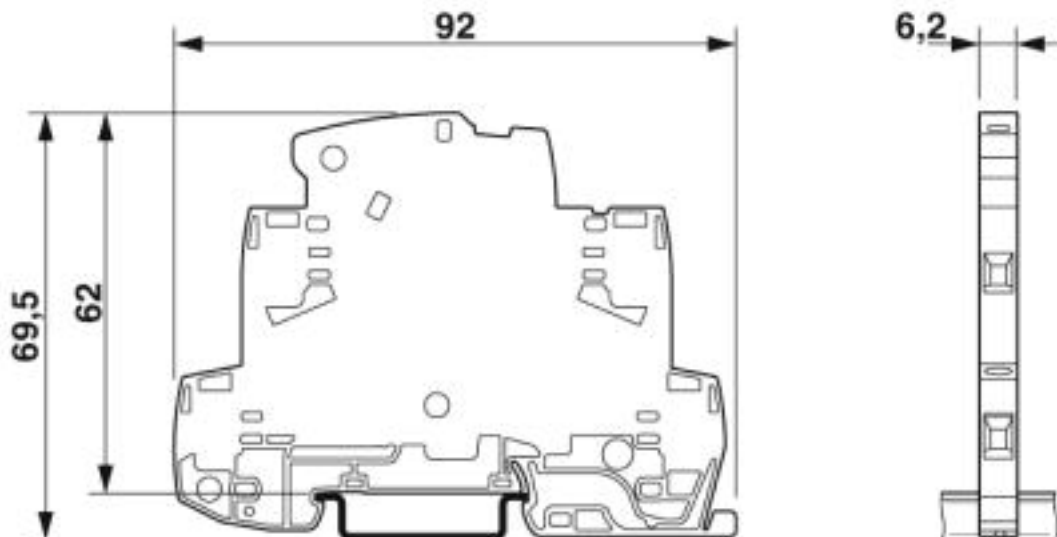
Drawings

Diagram

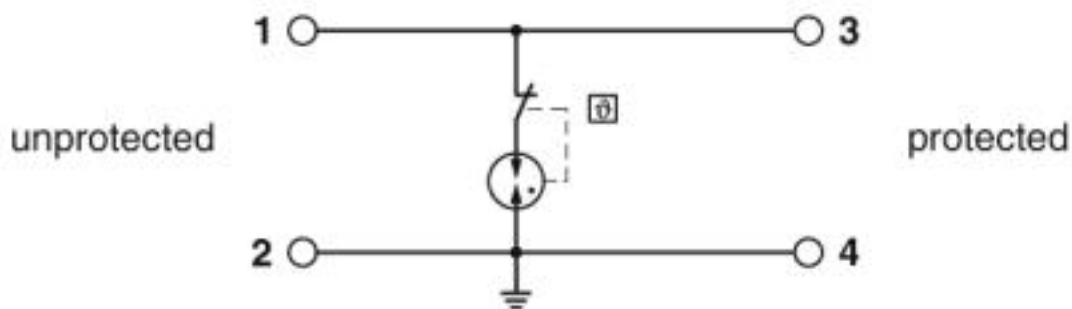


Surge protection device - TTC-6-GDT-C-110AC-UT-I - 2906844

Dimensional drawing



Circuit diagram



Classifications

eCl@ss

eCl@ss 4.0	27140201
eCl@ss 4.1	27130801
eCl@ss 5.0	27130801
eCl@ss 5.1	27130801
eCl@ss 6.0	27130800
eCl@ss 7.0	27130807
eCl@ss 8.0	27130807
eCl@ss 9.0	27130807

ETIM

ETIM 2.0	EC000943
ETIM 3.0	EC000943
ETIM 4.0	EC000943
ETIM 5.0	EC000943

Surge protection device - TTC-6-GDT-C-110AC-UT-I - 2906844

Classifications

ETIM

ETIM 6.0	EC000943
ETIM 7.0	EC000943

UNSPSC

UNSPSC 6.01	30212010
UNSPSC 7.0901	39121610
UNSPSC 11	39121610
UNSPSC 12.01	39121610
UNSPSC 13.2	39121620
UNSPSC 18.0	39121620
UNSPSC 19.0	39121620
UNSPSC 20.0	39121620
UNSPSC 21.0	39121620

Approvals

Approvals

Approvals

DNV GL / CSA / UL Listed / CSAus / cCSAus

Ex Approvals

Approval details

DNV GL		https://approvalfinder.dnvgl.com/	TAE000027G
--------	--	---	------------

CSA		http://www.csagroup.org/services-industries/product-listing/	70136717
-----	--	---	----------

UL Listed		http://database.ul.com/cgi-bin/XYV/template/LISEXT/1FRAME/index.htm	FILE E 138168
-----------	--	---	---------------

CSAus		http://www.csagroup.org/services-industries/product-listing/	70136717
-------	--	---	----------

Surge protection device - TTC-6-GDT-C-110AC-UT-I - 2906844

Approvals

cCSAus



Accessories

Accessories

End block

End clamp - CLIPFIX 35-5 - 3022276



Quick mounting end clamp for NS 35/7,5 DIN rail or NS 35/15 DIN rail, with marking option, with parking option for FBS...5, FBS...6, KSS 5, KSS 6, width: 5.15 mm, color: gray

Labeled terminal marker

Zack Marker strip, flat - ZBF 6 CUS - 0825027



Zack Marker strip, flat, Strip, can be ordered: Strip, white, labeled according to customer specifications, mounting type: snap into flat marker groove, for terminal block width: 6.2 mm, lettering field size: 5.15 x 6.15 mm, Number of individual labels: 10

Zack Marker strip, flat - ZBF 6,QR:FORTL.ZAHLEN - 0808765



Zack Marker strip, flat, Strip, white, labeled, Printed vertically: consecutive numbers 1 ... 10, 11 ... 20, etc. up to 91 ... 100, mounting type: snap into flat marker groove, for terminal block width: 6.2 mm, lettering field size: 5.15 x 6.15 mm, Number of individual labels: 10

Marker pen

Marker pen - X-PEN 0,35 - 0811228



Marker pen without ink cartridge, for manual labeling of markers, labeling extremely wipe-proof, line thickness 0.35 mm

Terminal marking

Surge protection device - TTC-6-GDT-C-110AC-UT-I - 2906844

Accessories

Zack Marker strip, flat - ZBF 6:UNBEDRUCKT - 0808710



Zack Marker strip, flat, Strip, white, unlabeled, can be labeled with: PLOTMARK, CMS-P1-PLOTTER, mounting type: snap into flat marker groove, for terminal block width: 6.2 mm, lettering field size: 5.15 x 6.15 mm, Number of individual labels: 10

Zack Marker strip, flat - ZBF 6/WH-100:UNBEDRUCKT - 0808736



Zack Marker strip, flat, Strip, white, unlabeled, can be labeled with: PLOTMARK, CMS-P1-PLOTTER, mounting type: snap into flat marker groove, for terminal block width: 6.2 mm, lettering field size: 5.15 x 6.15 mm, Number of individual labels: 10

Additional products

Remote signaling set - TTC-6-FMRS-UT - 2907810



Module set for the optical monitoring and floating remote signaling of neighboring surge protective devices of the TERMITRAB complete product range.

Cover - TTC-6-LCP - 2908729



End cover for terminating a row of TERMITRAB complete TTC-6... terminal blocks

Shield connection - SSA 3-6 - 2839295



Shield fast connection for 3 ... 6 mm cable diameter. Potential connecting cable: 200 mm, 1 mm², color: black

Surge protection device - TTC-6-GDT-C-110AC-UT-I - 2906844

Accessories

Shield connection - SSA 5-10 - 2839512



Shield fast connection for 5 ... 10 mm cable diameter. Potential connecting cable: 200 mm, 1 mm², color: black

Phoenix Contact 2020 © - all rights reserved
<http://www.phoenixcontact.com>