

# Surge protection device - TTC-6-MOV-C-120AC-PT-I - 2906858

Please be informed that the data shown in this PDF Document is generated from our Online Catalog. Please find the complete data in the user's documentation. Our General Terms of Use for Downloads are valid (<http://phoenixcontact.com/download>)




Medium surge protection with integrated status indicator for a signal wire with grounded reference potential.

## Your advantages

- ✓ Space-saving installation due to the narrow overall width of 6.2 mm
- ✓ Signaling without additional auxiliary power, thanks to the mechanical status indicator
- ✓ Optional remote signaling module monitors up to 40 items, without additional wiring
- ✓ Quick and tool-free installation of surge protective devices, thanks to Push-in connection technology
- ✓ Safe behavior in the event of overload, thanks to the integrated disconnect device
- ✓ Medium surge protection by means of varistor



## Key Commercial Data

Packing unit	1 pc
GTIN	 4 055626 137131
GTIN	4055626137131
Weight per Piece (excluding packing)	29.000 g
Custom tariff number	85363010
Country of origin	Germany

## Technical data

### Dimensions

Height	92 mm
Width	6.2 mm
Depth	69.5 mm (incl. DIN rail 7.5 mm)

### Ambient conditions

Ambient temperature (operation)	-40 °C ... 85 °C
Ambient temperature (storage/transport)	-40 °C ... 85 °C

# Surge protection device - TTC-6-MOV-C-120AC-PT-I - 2906858

## Technical data

### Ambient conditions

Permissible humidity (operation)	5 % ... 95 %
Altitude	≤ 4000 m (amsl (above mean sea level))
Degree of protection	IP20 (with end cover)

### General

Housing material	PBT
Flammability rating according to UL 94	V-0
Color	traffic grey A RAL 7042
Mounting type	DIN rail: 35 mm
Type	DIN rail module, one-piece
Direction of action	Line-Earth Ground

### Protective circuit

IEC test classification	C1
	C2
	C3
Nominal voltage $U_N$	120 V AC
Maximum continuous voltage $U_C$	150 V DC
	150 V AC
Rated current	10 A (60 °C)
Operating effective current $I_C$ at $U_C$	≤ 100 $\mu$ A
Residual current $I_{PE}$	≤ 100 $\mu$ A
Nominal discharge current $I_n$ (8/20) $\mu$ s (line-earth)	2.5 kA
Voltage protection level $U_p$ (line-earth)	≤ 200 V (C1 - 800 A)
	≤ 500 V (C2 - 5 kV)
	≤ 380 V (C3 - 25 A)
	≤ 380 V (C3 - 35 A)
Response time $t_A$ (line-earth)	≤ 25 ns
Input attenuation $aE$ , asym.	typ. 0.3 dB (≤ 300 kHz / 150 $\Omega$ )
Cut-off frequency $f_g$ (3 dB), asym. (PE) in 150 Ohm system	typ. 1 MHz
Capacity (line-earth)	5 nF
Resistance per path	≤ 100 m $\Omega$
Surge protection fault message	optical
Impulse durability (line-earth)	C1 - 800 A
	C2 - 2.5 kA
	C3 - 35 A

### Connection data

Connection method	Push-in connection
Stripping length	8 mm
Conductor cross section flexible	0.2 mm <sup>2</sup> ... 2.5 mm <sup>2</sup>
Conductor cross section solid	0.2 mm <sup>2</sup> ... 4 mm <sup>2</sup>

# Surge protection device - TTC-6-MOV-C-120AC-PT-I - 2906858

## Technical data

### Connection data

Conductor cross section AWG	24 ... 12
-----------------------------	-----------

### Standards and Regulations

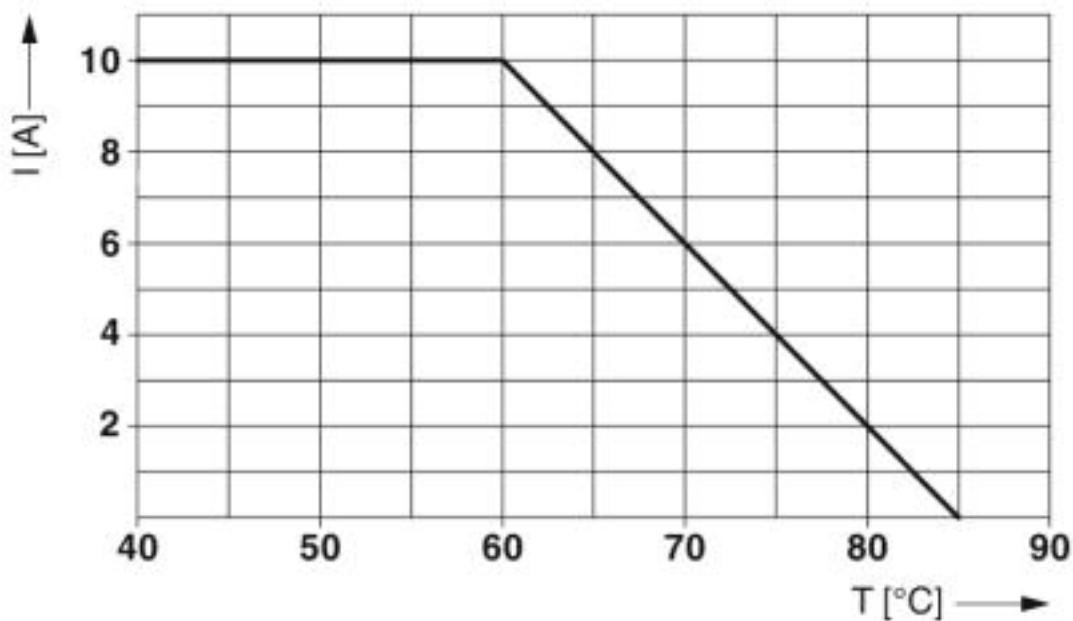
Standards/specifications	IEC 61643-21 2000 + corrigendum 2001 + A1:2008, modified + A2:2012
	EN 61643-21 2001 + A1:2009 + A2:2013

### Environmental Product Compliance

China RoHS	Environmentally Friendly Use Period = 50
	For details about hazardous substances go to tab "Downloads", Category "Manufacturer's declaration"

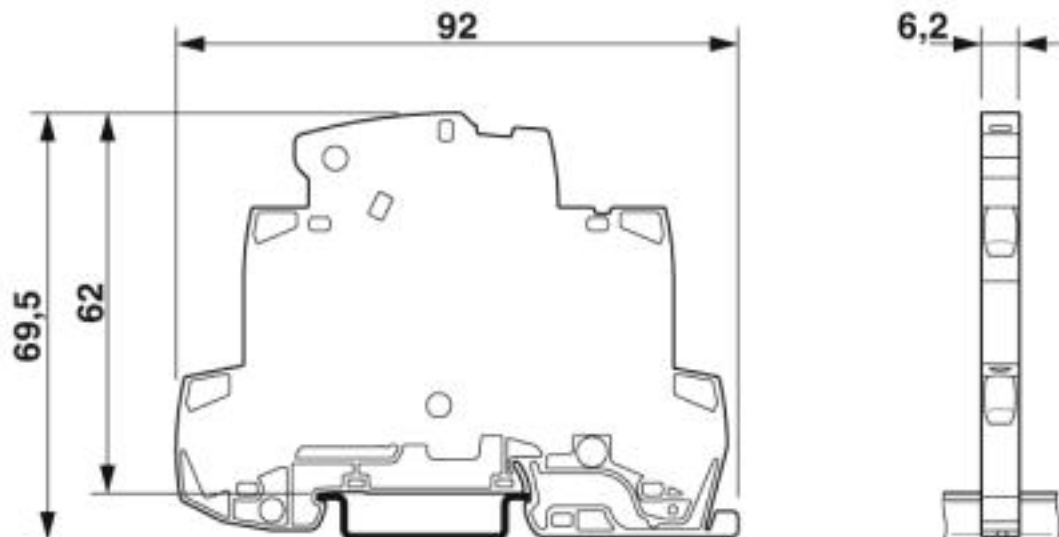
## Drawings

Diagram

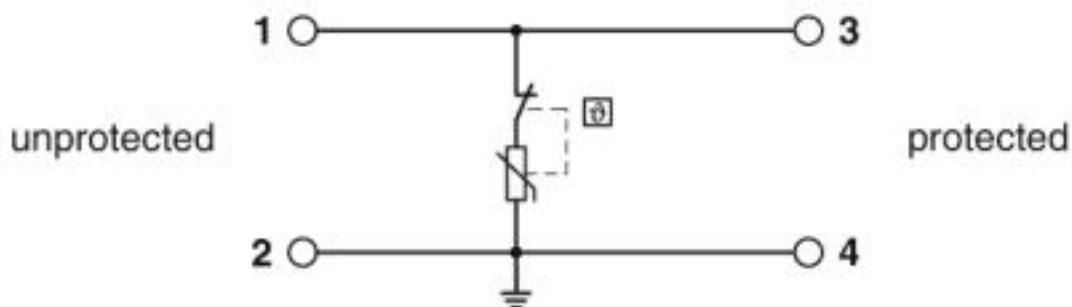


# Surge protection device - TTC-6-MOV-C-120AC-PT-I - 2906858

Dimensional drawing



Circuit diagram



## Classifications

eCl@ss

eCl@ss 4.0	27140201
eCl@ss 4.1	27130801
eCl@ss 5.0	27130801
eCl@ss 5.1	27130801
eCl@ss 6.0	27130800
eCl@ss 7.0	27130807
eCl@ss 8.0	27130807
eCl@ss 9.0	27130807

ETIM

ETIM 2.0	EC000943
ETIM 3.0	EC000943
ETIM 4.0	EC000943
ETIM 5.0	EC000943

# Surge protection device - TTC-6-MOV-C-120AC-PT-I - 2906858

## Classifications

### ETIM

ETIM 6.0	EC000943
ETIM 7.0	EC000943

### UNSPSC

UNSPSC 6.01	30212010
UNSPSC 7.0901	39121610
UNSPSC 11	39121610
UNSPSC 12.01	39121610
UNSPSC 13.2	39121620
UNSPSC 18.0	39121620
UNSPSC 19.0	39121620
UNSPSC 20.0	39121620
UNSPSC 21.0	39121620

## Approvals

### Approvals

#### Approvals

DNV GL / CSA / UL Listed / CSAus / cCSAus

#### Ex Approvals

### Approval details

DNV GL		<a href="https://approvalfinder.dnvgl.com/">https://approvalfinder.dnvgl.com/</a>	TAE000027G
--------	--	---	------------

CSA		<a href="http://www.csagroup.org/services-industries/product-listing/">http://www.csagroup.org/services-industries/product-listing/</a>	70136717
-----	--	---	----------

UL Listed		<a href="http://database.ul.com/cgi-bin/XYV/template/LISEXT/1FRAME/index.htm">http://database.ul.com/cgi-bin/XYV/template/LISEXT/1FRAME/index.htm</a>	FILE E 138168
-----------	--	---	---------------

CSAus		<a href="http://www.csagroup.org/services-industries/product-listing/">http://www.csagroup.org/services-industries/product-listing/</a>	70136717
-------	--	---	----------

# Surge protection device - TTC-6-MOV-C-120AC-PT-I - 2906858

## Approvals

cCSAus



## Accessories

### Accessories

#### End block

End clamp - CLIPFIX 35-5 - 3022276



Quick mounting end clamp for NS 35/7,5 DIN rail or NS 35/15 DIN rail, with marking option, with parking option for FBS...5, FBS...6, KSS 5, KSS 6, width: 5.15 mm, color: gray

#### Labeled terminal marker

Zack Marker strip, flat - ZBF 6 CUS - 0825027



Zack Marker strip, flat, Strip, can be ordered: Strip, white, labeled according to customer specifications, mounting type: snap into flat marker groove, for terminal block width: 6.2 mm, lettering field size: 5.15 x 6.15 mm, Number of individual labels: 10

Zack Marker strip, flat - ZBF 6,QR:FORTL.ZAHLEN - 0808765



Zack Marker strip, flat, Strip, white, labeled, Printed vertically: consecutive numbers 1 ... 10, 11 ... 20, etc. up to 91 ... 100, mounting type: snap into flat marker groove, for terminal block width: 6.2 mm, lettering field size: 5.15 x 6.15 mm, Number of individual labels: 10

#### Marker pen

Marker pen - X-PEN 0,35 - 0811228



Marker pen without ink cartridge, for manual labeling of markers, labeling extremely wipe-proof, line thickness 0.35 mm

#### Terminal marking

## Surge protection device - TTC-6-MOV-C-120AC-PT-I - 2906858

### Accessories

Zack Marker strip, flat - ZBF 6:UNBEDRUCKT - 0808710



Zack Marker strip, flat, Strip, white, unlabeled, can be labeled with: PLOTMARK, CMS-P1-PLOTTER, mounting type: snap into flat marker groove, for terminal block width: 6.2 mm, lettering field size: 5.15 x 6.15 mm, Number of individual labels: 10

Zack Marker strip, flat - ZBF 6/WH-100:UNBEDRUCKT - 0808736



Zack Marker strip, flat, Strip, white, unlabeled, can be labeled with: PLOTMARK, CMS-P1-PLOTTER, mounting type: snap into flat marker groove, for terminal block width: 6.2 mm, lettering field size: 5.15 x 6.15 mm, Number of individual labels: 10

### Additional products

Remote signaling set - TTC-6-FMRS-PT - 2907811



Module set for the optical monitoring and floating remote signaling of neighboring surge protective devices of the TERMITRAB complete product range.

Cover - TTC-6-LCP - 2908729



End cover for terminating a row of TERMITRAB complete TTC-6... terminal blocks

Shield connection - SSA 3-6 - 2839295



Shield fast connection for 3 ... 6 mm cable diameter. Potential connecting cable: 200 mm, 1 mm<sup>2</sup>, color: black

## Surge protection device - TTC-6-MOV-C-120AC-PT-I - 2906858

### Accessories

Shield connection - SSA 5-10 - 2839512



Shield fast connection for 5 ... 10 mm cable diameter. Potential connecting cable: 200 mm, 1 mm<sup>2</sup>, color: black

---

Phoenix Contact 2020 © - all rights reserved  
<http://www.phoenixcontact.com>