

Electronic housing - EMG 25-LG/SET - 2943000

Please be informed that the data shown in this PDF Document is generated from our Online Catalog. Please find the complete data in the user's documentation. Our General Terms of Use for Downloads are valid (<http://phoenixcontact.com/download>)




Electronic housing set, consisting of electronic housing and printed circuit termination blocks, pitch 5

Your advantages

- ✓ Choice of four cover sizes in transparent or color versions
- ✓ Practical and easy-to-wire conductor connections
- ✓ Space-saving accommodation of electronic components in finely graded module versions available with 10 to 150 mm pitch
- ✓ Uniform and appropriate housing technology
- ✓ High degree of flexibility due to the wide choice of versions
- ✓ User-friendly and safe mounting on DIN rails according to EN 60715
- ✓ Inflammability class V0 insulation material (according to UL 94)
- ✓ Shock and contamination-proof accommodation of electronic components
- ✓ Universal PCBs for all pitches

RoHS

Key Commercial Data

Packing unit	10 pc
Minimum order quantity	10 pc
GTIN	 4 017918 080969
GTIN	4017918080969
Weight per Piece (excluding packing)	46.930 g
Custom tariff number	85369010
Country of origin	Germany

Technical data

General

Housing type	Component housing
Housing material	Polycarbonate fiber reinforced
Color (RAL)	green

Electronic housing - EMG 25-LG/SET - 2943000

Technical data

Ambient conditions

Ambient temperature (operation)	-40 °C ... 125 °C
---------------------------------	-------------------

Dimensions

Length	75 mm
Height	47.5 mm
Width	25 mm
Pitch	5 mm
Depth	75 mm

Technical data

Power dissipation without gap	1.4 W
Power dissipation with 20 mm gap	1.6 W
Number of positions	8

Standards and Regulations

Flammability rating according to UL 94	V0
--	----

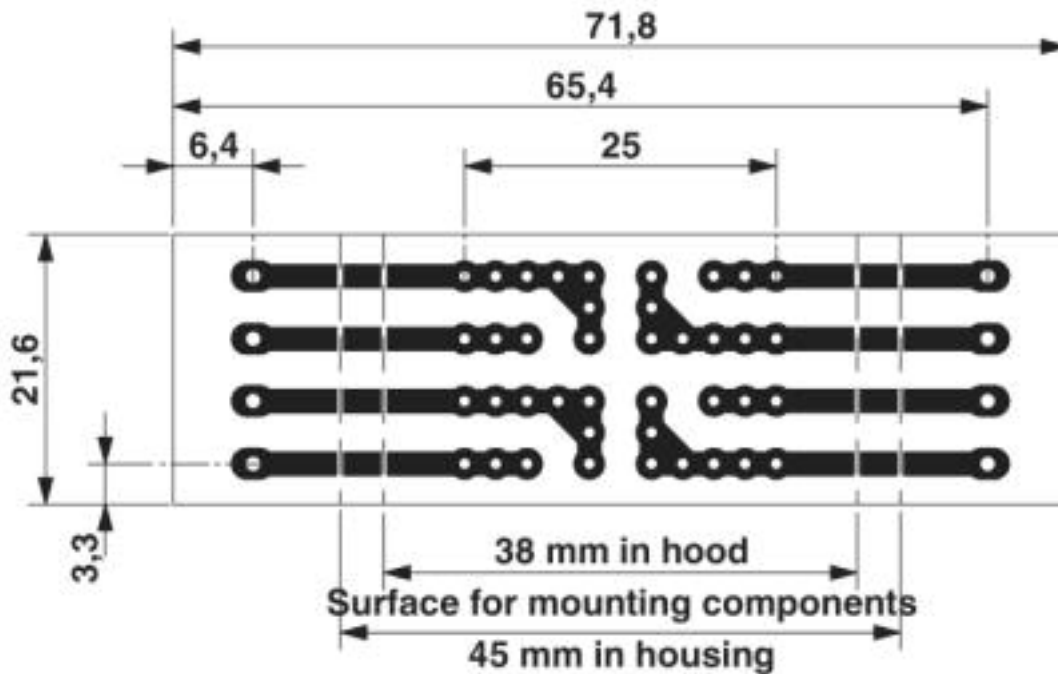
Environmental Product Compliance

	Lead 7439-92-1
China RoHS	Environmentally Friendly Use Period = 50
	For details about hazardous substances go to tab "Downloads", Category "Manufacturer's declaration"

Drawings

Electronic housing - EMG 25-LG/SET - 2943000

Dimensional drawing

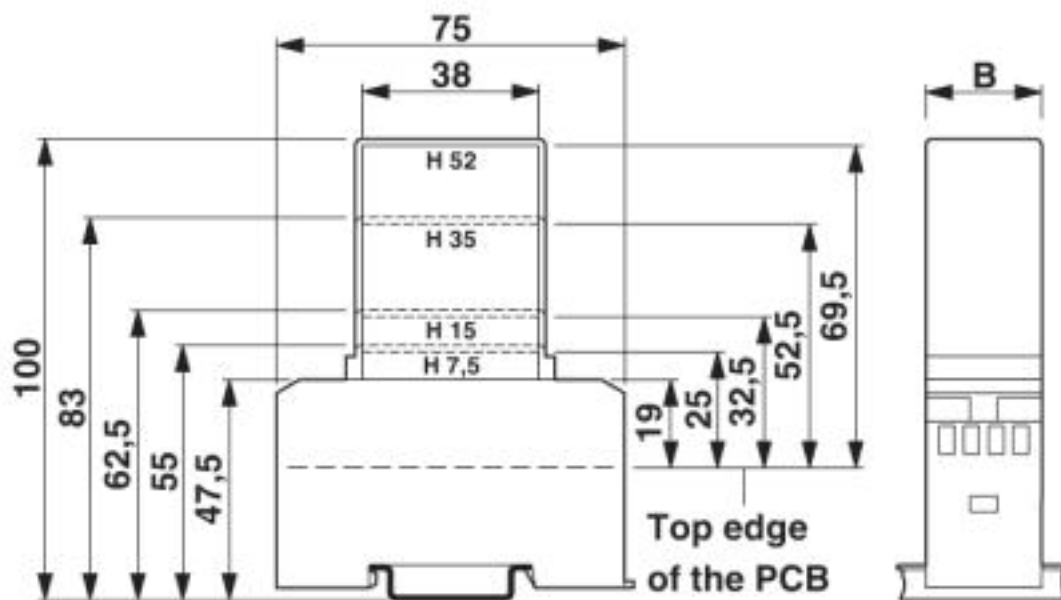


Pitch 5 mm

a = Area for mounting components, 38 mm in the hood

b = Area for mounting components, 45 mm in the housing

Dimensional drawing



1 = Top edge of the PCB

B = Housing width

Electronic housing - EMG 25-LG/SET - 2943000

Articles in set

PCB terminal block - MKDS 3/ 2 - 1711026



PCB terminal block, nominal current: 24 A, rated voltage (III/2): 400 V, nominal cross section: 2.5 mm², pitch: 5 mm, number of positions: 2, connection method: Screw connection with tension sleeve, mounting: Wave soldering, conductor/PCB connection direction: 0 °, color: green, Pin layout: Linear pinning, Solder pin [P]: 5 mm. The article can be aligned to create different nos. of positions!

Electronic housing - EMG 25-LG - 2948319



Electronic housing, with snap foot for DIN rail EN 50022 for PCB insertion, without screw connection terminal blocks and cover

PCB terminal block - MKDS 3/ 3 - 1711039



PCB terminal block, nominal current: 24 A, rated voltage (III/2): 400 V, nominal cross section: 2.5 mm², pitch: 5 mm, number of positions: 3, connection method: Screw connection with tension sleeve, mounting: Wave soldering, conductor/PCB connection direction: 0 °, color: green, Pin layout: Linear pinning, Solder pin [P]: 5 mm. The article can be aligned to create different nos. of positions!

PCB terminal block - MKDS 3/ 4 - 1711042



PCB terminal block, nominal current: 24 A, rated voltage (III/2): 400 V, nominal cross section: 2.5 mm², pitch: 5 mm, number of positions: 4, connection method: Screw connection with tension sleeve, mounting: Wave soldering, conductor/PCB connection direction: 0 °, color: green, Pin layout: Linear pinning, Solder pin [P]: 5 mm. The article can be aligned to create different nos. of positions!

Classifications

eCl@ss

eCl@ss 4.0	27180400
eCl@ss 4.1	27180400
eCl@ss 5.0	27180500
eCl@ss 5.1	27180500
eCl@ss 6.0	27180800
eCl@ss 7.0	27182702
eCl@ss 8.0	27182702
eCl@ss 9.0	27182702

Electronic housing - EMG 25-LG/SET - 2943000

Classifications

ETIM

ETIM 2.0	EC001031
ETIM 3.0	EC001031
ETIM 4.0	EC001031
ETIM 5.0	EC001031
ETIM 6.0	EC001031
ETIM 7.0	EC001031

UNSPSC

UNSPSC 6.01	31261501
UNSPSC 7.0901	31261501
UNSPSC 11	31261501
UNSPSC 12.01	31261501
UNSPSC 13.2	31261501
UNSPSC 18.0	31261501
UNSPSC 19.0	31261501
UNSPSC 20.0	31261501
UNSPSC 21.0	31261501

Approvals

Approvals

Approvals

EAC

Ex Approvals

Approval details

EAC		B.01742
-----	--	---------

Accessories

Accessories

Component housing center part

Electronic housing - EMG 25-LG/SET - 2943000

Accessories

Electronic housing - EMG 25-ZE - 2941808



Intermediate element, to enlarge the assembly space

Device marking

Marking material - EMG-GKS 22 - 2941594



Device marking label, width: 22 mm, area: 22 x 8 mm, e.g. for EML(20x8) R adhesive marking material

Filler plug

Electronic housing - EMG-KA - 2941510



Terminal block/screw cover, set consisting of 50 strips each for terminal blocks and screw openings, 1 strip covers 12 terminal points.

PCB

PCB - P 1-EMG 25 - 2947190



PCB for assembling electronic components

Marking material - EMG-GKS 12 - 2947035



Device marking label, width: 12 mm, area: 12 x 8 mm, e.g. for EML(10x7) R adhesive marking material

Electronic housing - EMG 25-LG/SET - 2943000

Accessories

Marking material - EMG-SGKS 10 - 2947585



Equipment marker, narrow

Necessary add-on products

Covering hood - EMG 25-H 7,5MM KLAR - 2947132



Covering hood, for the contact and dust-protected encapsulation of the components, in transparent design. Height: 7.5 mm, width: 25 mm

Covering hood - EMG 25-H 15MM KLAR - 2948322



Covering hood, for the contact and dust-protected encapsulation of the components, in transparent design. Height: 15 mm, width: 25 mm

Covering hood - EMG 25-H 52MM GN - 2947145



Covering hood, for the contact and dust-protected encapsulation of the components, in green design. Height: 52 mm, width: 25 mm
