

Inline terminal - IB IL 24 DO 8/HD-ECO - 2702793

Please be informed that the data shown in this PDF Document is generated from our Online Catalog. Please find the complete data in the user's documentation. Our General Terms of Use for Downloads are valid (<http://phoenixcontact.com/download>)



Inline ECO, Digital output terminal, Digital outputs: 8, 24 V DC, 500 mA, connection method: 1-wire, transmission speed in the local bus: 500 kbps, degree of protection: IP20, including Inline connector

Product Description


The terminal is designed for use within an Inline station. It is used to output digital signals.

Inline ECO terminals are approved for the temperature range from 0°C to +55°C. The electronics base and Inline connector are supplied as standard.

Your advantages

- 8 digital outputs
- Connection of actuators in single-wire technology
- Nominal current per output: 500 mA
- Total current of the terminal: 4 A
- Short-circuit-proof and overload-protected outputs
- Diagnostic and status indicators

Key Commercial Data

Packing unit	1 pc
GTIN	 4 055626 355030
GTIN	4055626355030
Weight per Piece (excluding packing)	84.000 g
Custom tariff number	85389099
Country of origin	Germany

Technical data

Note

Utilization restriction	EMC: class A product, see manufacturer's declaration in the download area
-------------------------	---

Dimensions

Inline terminal - IB IL 24 DO 8/HD-ECO - 2702793

Technical data

Dimensions

Width	12.2 mm
Height	119.8 mm
Depth	71.5 mm

Ambient conditions

Ambient temperature (operation)	0 °C ... 55 °C
Ambient temperature (storage/transport)	-25 °C ... 85 °C
Permissible humidity (operation)	10 % ... 95 % (according to DIN EN 61131-2)
Permissible humidity (storage/transport)	10 % ... 95 % (according to DIN EN 61131-2)
Air pressure (operation)	70 kPa ... 106 kPa (up to 3000 m above sea level)
Air pressure (storage/transport)	70 kPa ... 106 kPa (up to 3000 m above sea level)
Degree of protection	IP20

Connection data

Designation	Inline connector
Connection method	Spring-cage connection
Conductor cross section solid min.	0.08 mm ²
Conductor cross section solid max.	1.5 mm ²
Conductor cross section flexible min.	0.08 mm ²
Conductor cross section flexible max.	1.5 mm ²
Conductor cross section AWG min.	28
Conductor cross section AWG max.	16
Stripping length	8 mm

General

Mounting type	DIN rail
Color	green
Net weight	84 g
Note on weight specifications	with connector
Diagnostics messages	Short-circuit or overload of the digital outputs Error message in the diagnostic code (bus) and display (2 Hz) via the LED (D) on the module

Interfaces

Designation	Inline local bus
No. of channels	2
Connection method	Inline data jumper
Transmission speed	500 kbps

Inline potentials

Designation	Communications power (U _L)
Supply voltage	7.5 V DC (via voltage jumper)
Current consumption	max. 45 mA
Power consumption	max. 0.62 W
Designation	Segment circuit supply (U _S)

Inline terminal - IB IL 24 DO 8/HD-ECO - 2702793

Technical data

Inline potentials

Supply voltage	24 V DC (via voltage jumper)
Supply voltage range	19.2 V DC ... 30 V DC (including all tolerances, including ripple)
Current consumption	max. 4 A
	0 A

Digital outputs

Output name	Digital outputs
Connection method	Spring-cage connection
Connection technology	1-wire
Number of outputs	8
Protective circuit	Overload protection, short-circuit protection of outputs Zener diode in output chip
Output voltage	24 V DC ($U_s - 1$ V)
Nominal output voltage	24 V DC
Maximum output current per channel	500 mA
Maximum output current per module	4 A
Nominal load, inductive	12 VA (1.2 H, 50 Ω)
Nominal load, lamp	12 W
Nominal load, ohmic	12 W (48 Ω)
Output voltage when switched off	max. 1 V
Output current when switched off	max. 300 μ A
Behavior with overload	Auto restart
Behavior with inductive overload	Output can be destroyed
Reverse voltage resistance to short pulses	Reverse voltage proof

Electrical isolation

Test section	7.5 V supply (bus logics)/24 V supply (I/O) 500 V AC 50 Hz 1 min.
	7.5 V supply (bus logics) / functional earth ground 500 V AC 50 Hz 1 min.
	24 V supply (I/O) / functional earth ground 500 V AC 50 Hz 1 min.

Standards and Regulations

Protection class	III (IEC 61140, EN 61140, VDE 0140-1)
------------------	---------------------------------------

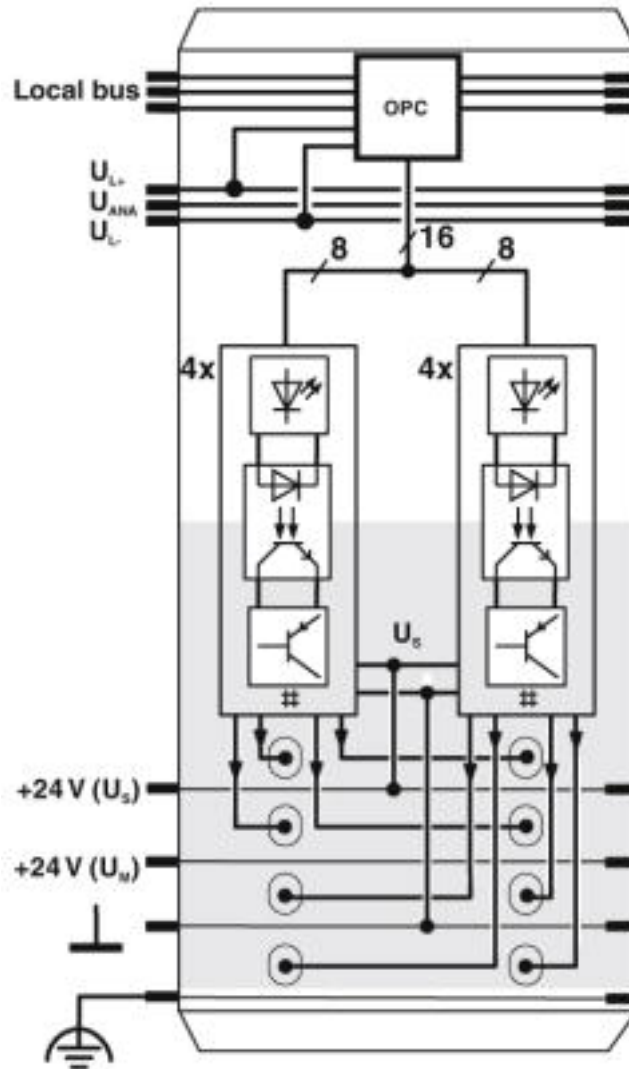
Environmental Product Compliance

REACH SVHC	Lead 7439-92-1
China RoHS	Environmentally friendly use period: unlimited = EFUP-e
	No hazardous substances above threshold values

Drawings

Inline terminal - IB IL 24 DO 8/HD-ECO - 2702793

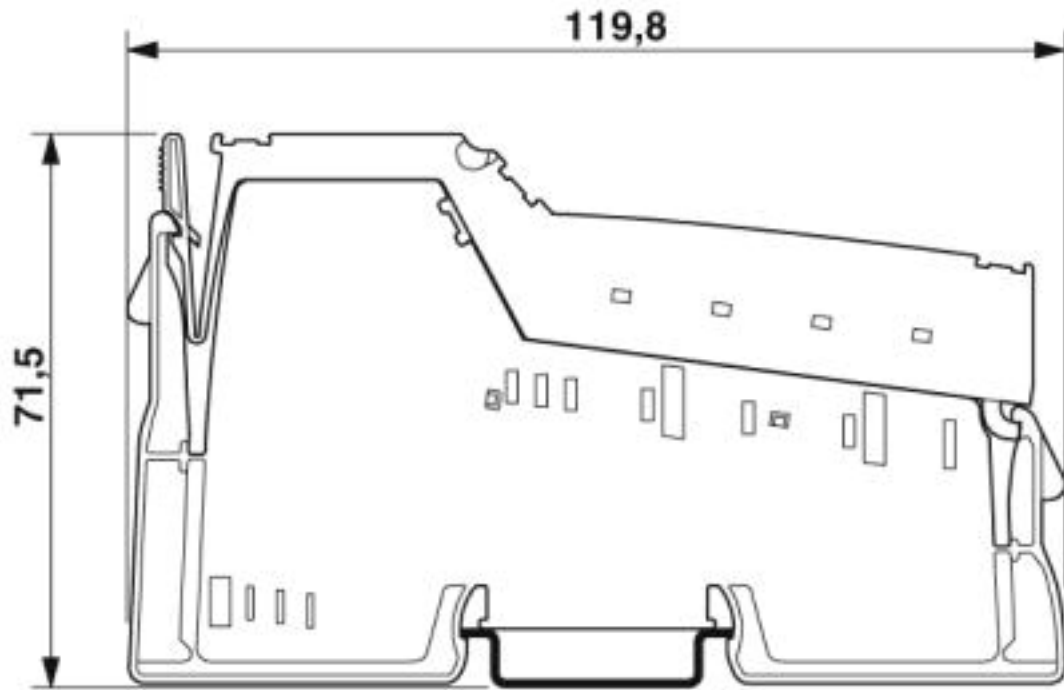
Block diagram



Internal wiring of the terminal points

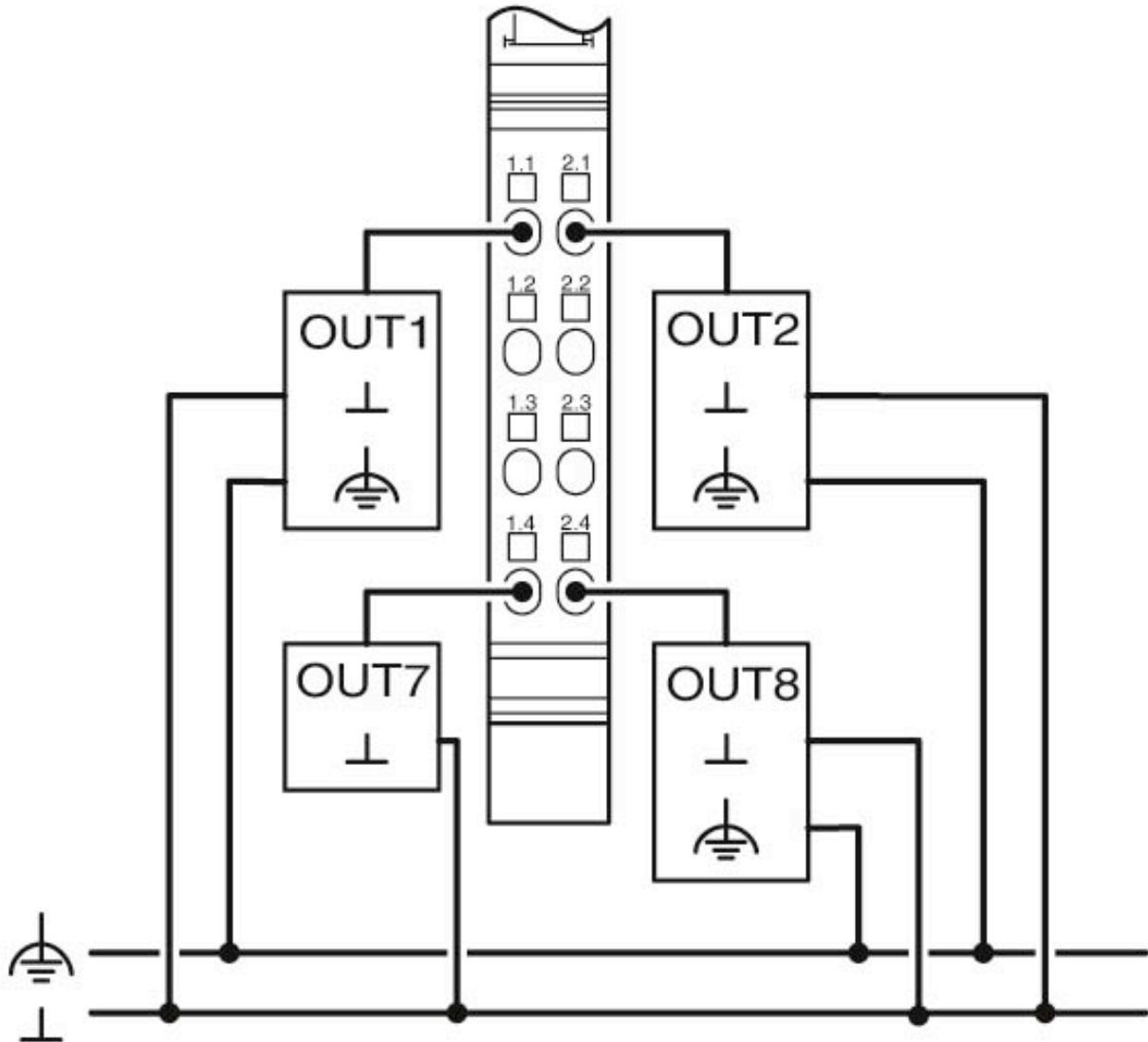
Inline terminal - IB IL 24 DO 8/HD-ECO - 2702793

Dimensional drawing



Inline terminal - IB IL 24 DO 8/HD-ECO - 2702793

Connection diagram



Classifications

eCl@ss

eCl@ss 5.1	27242604
eCl@ss 6.0	27242600

Inline terminal - IB IL 24 DO 8/HD-ECO - 2702793

Classifications

eCl@ss

eCl@ss 7.0	27242604
eCl@ss 8.0	27242604
eCl@ss 9.0	27242604

ETIM

ETIM 5.0	EC001599
ETIM 6.0	EC001599
ETIM 7.0	EC001599

Approvals

Approvals

Approvals

UL Listed / cUL Listed / cULus Listed

Ex Approvals

Approval details

UL Listed		http://database.ul.com/cgi-bin/XYV/template/LISEXT/1FRAME/index.htm	FILE E 140324
-----------	--	---	---------------

cUL Listed		http://database.ul.com/cgi-bin/XYV/template/LISEXT/1FRAME/index.htm	FILE E 140324
------------	--	---	---------------

cULus Listed			
--------------	--	--	--

Accessories

Accessories

Front adapter

Inline terminal - IB IL 24 DO 8/HD-ECO - 2702793

Accessories

Front adapters - FLKM 14-PA-INLINE/DIO8 - 2900889



VARIOFACE front adapter for Inline HD modules, for transferring 8 digital signals.

I/O component

Inline terminal - IB IL PD GND-PAC - 2862990



Inline terminal for power distribution (GND), complete with accessories, (connector and labeling field) connections for GND

Labeling panel

Labeling field - IB IL FIELD 2 - 2727501

Labeling field, width: 12.2 mm



Plug

Inline connector - IB IL SCN-8 - 2726337

Connector, for digital 1, 2 or 8-channel Inline terminals



Terminal marking

Insert strip - ESL 62X10 - 0809492



Insert strip, Sheet, white, unlabeled, can be labeled with: Office printing systems: Laser printer, mounting type: insert, lettering field size: 62 x 10 mm, Number of individual labels: 72

