

## Inline terminal - IB IL 24 SEG/F-PAC - 2861373

Please be informed that the data shown in this PDF Document is generated from our Online Catalog. Please find the complete data in the user's documentation. Our General Terms of Use for Downloads are valid (<http://phoenixcontact.com/download>)



Inline segment terminal, complete with accessories (connector and labeling field), 24 V DC, with fuse

### Product Description

The terminal is designed for use within an Inline station.  
 This terminal can be used to create a protected partial circuit (segment circuit) within a main circuit.  
 The internal fuse protects the segment circuit.  
 The terminal is not used for voltage supply. It therefore does not have any elements for protection against polarity reversal and surge voltage.

### Your advantages

- Automatic creation of a segment circuit in the main circuit
- Segment circuit protected by an internal fuse
- Diagnostic and status indicators



### Key Commercial Data

Packing unit	1 pc
GTIN	
GTIN	4017918894313
Weight per Piece (excluding packing)	59.000 g
Custom tariff number	85389091
Country of origin	Germany

### Technical data

#### Note

Utilization restriction	EMC: class A product, see manufacturer's declaration in the download area
-------------------------	---

#### Dimensions

Width	12.2 mm
Height	119.8 mm
Depth	71.5 mm

# Inline terminal - IB IL 24 SEG/F-PAC - 2861373

## Technical data

### Interfaces

Connection method	Inline data jumper
Interface	Inline local bus

### Power supply

I/O voltage	24 V DC
I/O voltage range	19.2 V DC ... 30 V DC
Max. current consumption	6 A
Fuse	SI 5 x 20 6, 300 AT (in scope of delivery)

### General

Type of protection	Overload protection
Weight	59 g
Number of plugs	1

### Inline potentials

Designation	Main circuit supply ( $U_M$ )
Supply voltage	24 V DC
Supply voltage range	19.2 V DC ... 30 V DC (including all tolerances, including ripple)
Current consumption	typ. 6 A (The terminal is supplied with a 6.3 A slow-blow fuse. In the event of an increased total current in the potential jumpers $U_M$ and $U_S$ , the circuit must be protected through the use of higher rated fuses (max. 8 A, slow-blow).) max. 8 A (nominal value)
Designation	Segment circuit supply ( $U_S$ )
Supply voltage	24 V DC
Supply voltage range	19.2 V DC ... 30 V DC (including all tolerances, including ripple)
Power supply unit	max. 6 A (nominal value)

### Standards and Regulations

Connection in acc. with standard	CUL
----------------------------------	-----

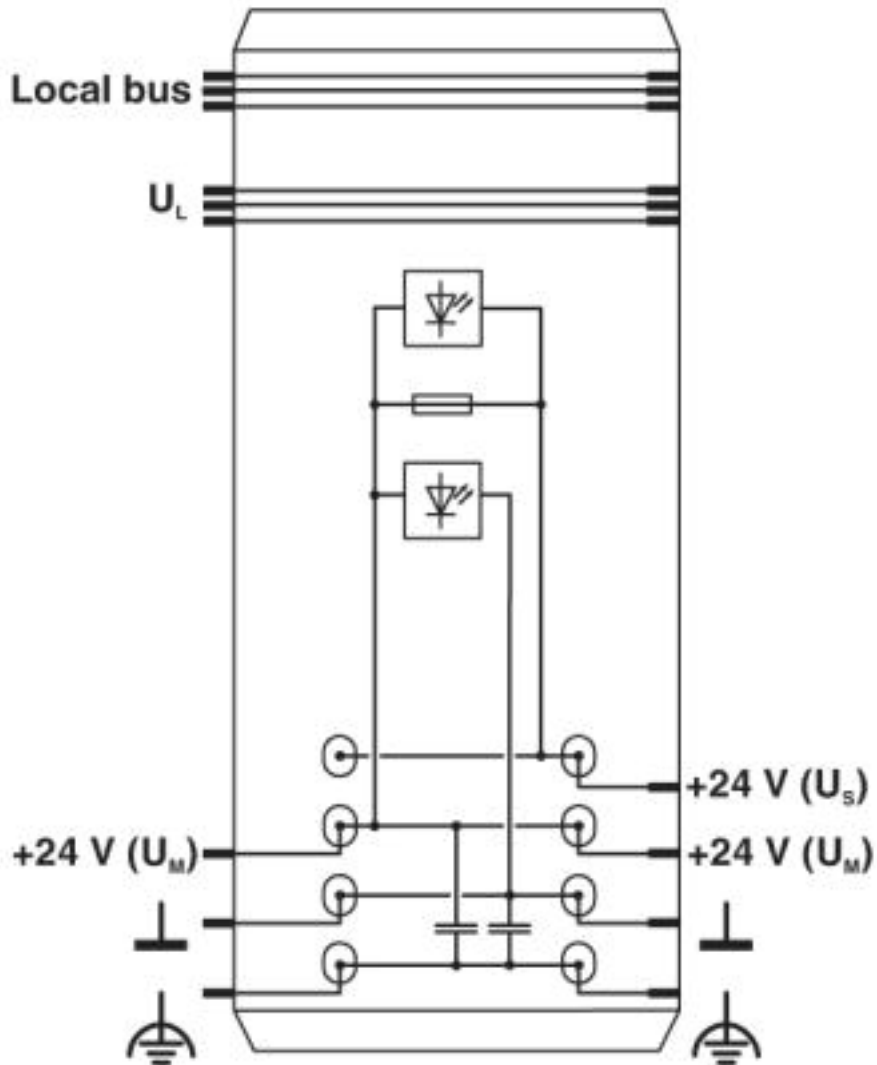
### Environmental Product Compliance

REACH SVHC	Lead 7439-92-1
China RoHS	Environmentally Friendly Use Period = 50
	For details about hazardous substances go to tab "Downloads", Category "Manufacturer's declaration"

### Drawings


# Inline terminal - IB IL 24 SEG/F-PAC - 2861373

Block diagram



## Inline terminal - IB IL 24 SEG/F-PAC - 2861373

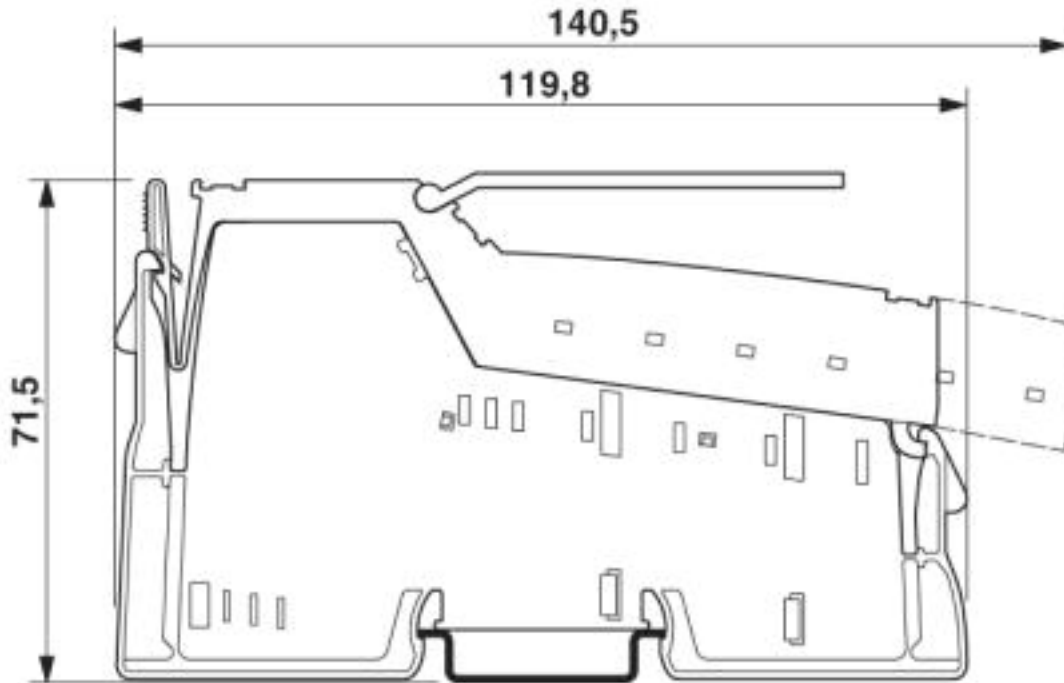
Connection diagram



**$U_M$  and  $U_S$  connected internally  
via fuse**

# Inline terminal - IB IL 24 SEG/F-PAC - 2861373

Dimensional drawing



## Classifications

### eCl@ss

eCl@ss 4.0	27250300
eCl@ss 4.1	27250300
eCl@ss 5.0	27250300
eCl@ss 5.1	27242600
eCl@ss 6.0	27242600
eCl@ss 7.0	27242610
eCl@ss 8.0	27242610
eCl@ss 9.0	27242610

### ETIM

ETIM 2.0	EC001433
ETIM 3.0	EC001600
ETIM 4.0	EC001600
ETIM 5.0	EC001600
ETIM 6.0	EC001600
ETIM 7.0	EC001600

### UNSPSC

UNSPSC 6.01	43172015
UNSPSC 7.0901	43201404
UNSPSC 11	43172015

# Inline terminal - IB IL 24 SEG/F-PAC - 2861373

## Classifications

### UNSPSC

UNSPSC 12.01	43201404
UNSPSC 13.2	32151602
UNSPSC 18.0	32151602
UNSPSC 19.0	32151602
UNSPSC 20.0	32151602
UNSPSC 21.0	32151602

## Approvals

### Approvals





#### Approvals

DNV GL / BSH / BV / LR / ABS / BSH / RINA / UL Recognized / EAC

#### Ex Approvals


UL Listed / cUL Listed / cULus Listed

### Approval details

DNV GL		<a href="https://approvalfinder.dnvgl.com/">https://approvalfinder.dnvgl.com/</a>	TAA00000BN
BSH		<a href="http://www.bsh.de/de/index.jsp">http://www.bsh.de/de/index.jsp</a>	Anwenderhinweis
BV		<a href="http://www.veristar.com/portal/veristarinfo/generalinfo/approved/approvedProducts/equipmentAndMaterials">http://www.veristar.com/portal/veristarinfo/generalinfo/approved/approvedProducts/equipmentAndMaterials</a>	21725/B0 BV
LR		<a href="http://www.lr.org/en">http://www.lr.org/en</a>	08/20033
ABS		<a href="http://www.eagle.org/eagleExternalPortalWEB/">http://www.eagle.org/eagleExternalPortalWEB/</a>	17-HG1621871-PDA
BSH		<a href="http://www.bsh.de/de/index.jsp">http://www.bsh.de/de/index.jsp</a>	658
RINA		<a href="http://www.rina.org/en">http://www.rina.org/en</a>	ELE335818XG

## Inline terminal - IB IL 24 SEG/F-PAC - 2861373

### Approvals

UL Recognized		<a href="http://database.ul.com/cgi-bin/XYV/template/LISEXT/1FRAME/index.htm">http://database.ul.com/cgi-bin/XYV/template/LISEXT/1FRAME/index.htm</a>	FILE E 140324
---------------	---	---	---------------

EAC		EAC-Zulassung
-----	---	---------------

### Accessories

#### Accessories

#### Labeling panel

Labeling field - IB IL FIELD 2 - 2727501

Labeling field, width: 12.2 mm



---

#### Plug

Inline connector - IB IL SCN-PWR IN-CP - 2727637



Connector, colored, for Inline power and segment terminal blocks

---

#### Terminal marking

Insert strip - ESL 62X10 - 0809492

Insert strip, Sheet, white, unlabeled, can be labeled with: Office printing systems: Laser printer, mounting type: insert, lettering field size: 62 x 10 mm, Number of individual labels: 72

