

Type 2 surge protection base element - VAL-MS/2+0-BE/FM - 2805321

Please be informed that the data shown in this PDF Document is generated from our Online Catalog. Please find the complete data in the user's documentation. Our General Terms of Use for Downloads are valid (<http://phoenixcontact.com/download>)




Base element for type 2 arresters of the VALVETRAB MS product range, with remote indication contact. Version for 2-phase power supply units with common reference potential.

Your advantages

- ✓ Versions with and without floating remote indication contact
- ✓ Single/multi-position design for accommodating protective plugs
- ✓ DIN rail module
- ✓ Coding when protective plug is inserted for the first time



Key Commercial Data

| | |
|--------------------------------------|---|
| Packing unit | 1 pc |
| GTIN |  4 046356 433594 |
| GTIN | 4046356433594 |
| Weight per Piece (excluding packing) | 155.250 g |
| Custom tariff number | 85366990 |
| Country of origin | Germany |

Technical data

Dimensions

| | |
|------------------|---------------------------------|
| Height | 96.8 mm |
| Width | 35.6 mm |
| Depth | 51.5 mm (incl. DIN rail 7.5 mm) |
| Horizontal pitch | 2 Div. |

Ambient conditions

| | |
|---|---|
| Degree of protection | IP20 (only when all terminal points are used) |
| Ambient temperature (operation) | -40 °C ... 80 °C |
| Ambient temperature (storage/transport) | -40 °C ... 80 °C |
| Altitude | ≤ 2000 m (amsl (above mean sea level)) |

Type 2 surge protection base element - VAL-MS/2+0-BE/FM - 2805321

Technical data

Ambient conditions

| | |
|----------------------------------|---|
| Permissible humidity (operation) | 5 % ... 95 % |
| Shock (operation) | 25g (Half-sine / 11 ms / 3x ±X, ±Y, ±Z) |
| Vibration (operation) | 5g (10 ... 500 Hz / 2.5 h / X, Y, Z) |

General

| | |
|--|---------------------------------|
| IEC test classification | II |
| | T2 |
| EN type | T2 |
| Mounting type | DIN rail: 35 mm |
| Color | jet black RAL 9005 |
| Housing material | PBT |
| Degree of pollution | 2 |
| Flammability rating according to UL 94 | V-0 |
| Type | Base element, DIN rail mounting |
| Number of positions | 2 |
| Surge protection fault message | Remote indication contact |

Protective circuit

| | |
|---|---------------|
| Nominal frequency f_N | 50 Hz (60 Hz) |
| Maximum continuous voltage U_C | 500 V AC |
| Rated load current I_L | 80 A |
| Short-circuit current rating I_{SCCR} | 25 kA |
| Max. backup fuse with V-type through wiring | 80 A (gG) |
| Max. backup fuse with branch wiring | 200 A (gG) |

Indicator/remote signaling

| | |
|----------------------------------|--|
| Switching function | PDT contact |
| Operating voltage | 5 V AC ... 250 V AC |
| | 30 V DC |
| Operating current | 5 mA AC ... 1.5 A AC |
| | 1 A DC |
| Connection method | Plug-in/screw connection via COMBICON |
| Screw thread | M2 |
| Tightening torque | 0.25 Nm |
| Stripping length | 7 mm |
| Conductor cross section flexible | 0.14 mm ² ... 1.5 mm ² |
| Conductor cross section solid | 0.14 mm ² ... 1.5 mm ² |
| Conductor cross section AWG | 28 ... 16 |

Connection data

| | |
|-------------------|--|
| Connection method | Screw connection |
| Screw thread | M5 |
| Tightening torque | 3 Nm (1.5 mm ² ... 16 mm ²) |

Type 2 surge protection base element - VAL-MS/2+0-BE/FM - 2805321

Technical data

Connection data

| | |
|----------------------------------|---|
| | 4.5 Nm (25 mm ² ... 35 mm ²) |
| Stripping length | 16 mm |
| Conductor cross section flexible | 1.5 mm ² ... 25 mm ² |
| Conductor cross section solid | 1.5 mm ² ... 35 mm ² |
| Conductor cross section AWG | 15 ... 2 |
| Connection method | Fork-type cable lug |
| Conductor cross section flexible | 1.5 mm ² ... 16 mm ² |

UL specifications

| | |
|--------------|----------|
| SPD Type | 4CA |
| Nom. voltage | 690 V AC |

UL indicator/remote signaling

| | |
|-----------------------------|------------------------|
| Operating voltage | 125 V AC |
| Operating current | 1 A AC |
| Tightening torque | 4 lb _r -in. |
| Conductor cross section AWG | 30 ... 14 |

UL connection data

| | |
|-----------------------------|-------------------------|
| Conductor cross section AWG | 10 ... 2 |
| Tightening torque | 30 lb _r -in. |

Standards and Regulations

| | |
|-----------------------|-------------------|
| Standards/regulations | IEC 61643-11 2011 |
| | EN 61643-11 2012 |

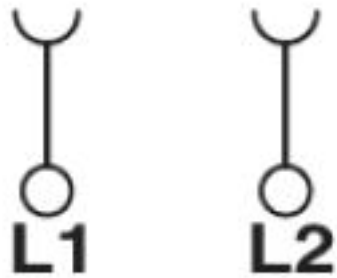
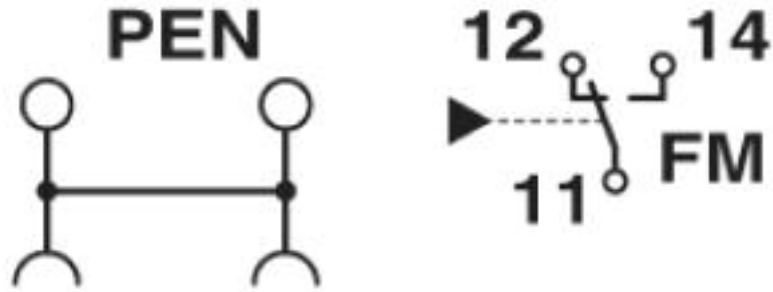
Environmental Product Compliance

| | |
|------------|---|
| REACH SVHC | Lead 7439-92-1 |
| China RoHS | Environmentally Friendly Use Period = 50 |
| | For details about hazardous substances go to tab "Downloads", Category "Manufacturer's declaration" |

Drawings

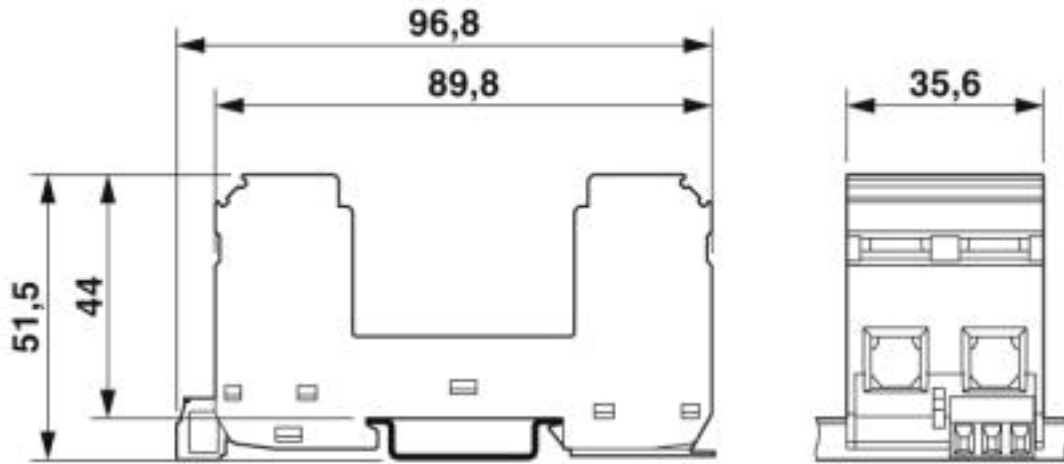
Type 2 surge protection base element - VAL-MS/2+0-BE/FM - 2805321

Circuit diagram



Type 2 surge protection base element - VAL-MS/2+0-BE/FM - 2805321

Dimensional drawing



Classifications

eCl@ss

| | |
|------------|----------|
| eCl@ss 4.0 | 27130800 |
| eCl@ss 4.1 | 27130800 |
| eCl@ss 5.0 | 27130800 |
| eCl@ss 5.1 | 27130800 |
| eCl@ss 6.0 | 27130800 |
| eCl@ss 7.0 | 27130803 |
| eCl@ss 8.0 | 27130803 |
| eCl@ss 9.0 | 27130803 |

ETIM

| | |
|----------|----------|
| ETIM 2.0 | EC000472 |
| ETIM 3.0 | EC000472 |
| ETIM 4.0 | EC000472 |
| ETIM 5.0 | EC000472 |
| ETIM 6.0 | EC000472 |
| ETIM 7.0 | EC000472 |

UNSPSC

| | |
|---------------|----------|
| UNSPSC 6.01 | 30212010 |
| UNSPSC 7.0901 | 39121610 |
| UNSPSC 11 | 39121610 |
| UNSPSC 12.01 | 39121610 |
| UNSPSC 13.2 | 39121620 |
| UNSPSC 18.0 | 39121620 |
| UNSPSC 19.0 | 39121620 |
| UNSPSC 20.0 | 39121620 |

Type 2 surge protection base element - VAL-MS/2+0-BE/FM - 2805321

Classifications

UNSPSC

| | |
|-------------|----------|
| UNSPSC 21.0 | 39121620 |
|-------------|----------|

Approvals

Approvals

Approvals

CSA / CCA / UL Recognized / cUL Recognized / IECCE CB Scheme / ÖVE / EAC / cULus Recognized

Ex Approvals

Approval details

| | | | |
|-----|--|---|-------|
| CSA | | http://www.csagroup.org/services-industries/product-listing/ | 13631 |
|-----|--|---|-------|

| | | | |
|-----|--|--|---------------|
| CCA | | | NTR-AT 1947-A |
|-----|--|--|---------------|

| | | | |
|---------------|--|---|---------------|
| UL Recognized | | http://database.ul.com/cgi-bin/XYV/template/LISEXT/1FRAME/index.htm | FILE E 330181 |
|---------------|--|---|---------------|

| | | | |
|----------------|--|---|---------------|
| cUL Recognized | | http://database.ul.com/cgi-bin/XYV/template/LISEXT/1FRAME/index.htm | FILE E 330181 |
|----------------|--|---|---------------|

| | | | |
|-----------------|--|---|------------|
| IECEE CB Scheme | | http://www.iecee.org/ | AT 2905/M1 |
|-----------------|--|---|------------|

| | | | |
|-----|--|---|--------------|
| ÖVE | | https://www.ove.at/zertifizierung-pz/zertifizierungsregister/ | 18583-001-14 |
|-----|--|---|--------------|

| | | | |
|-----|--|--|-------------------------|
| EAC | | | RU C- DE.A*30.B01561 |
|-----|--|--|-------------------------|

Type 2 surge protection base element - VAL-MS/2+0-BE/FM - 2805321

Approvals

cULus Recognized



Accessories

Accessories

Device marking

Zack marker strip - ZBN 18:UNBEDRUCKT - 2809128



Zack marker strip, Strip, white, unlabeled, can be labeled with: CMS-P1-PLOTTER, PLOTMARK, mounting type: snap into tall marker groove, for terminal block width: 18 mm, lettering field size: 18 x 5 mm, Number of individual labels: 5

Feed-through terminal block

Feed-through terminal block - DK-BIC-35 - 2749880



Feed-through terminal block for VAL and FLT applications

Labeled device marker

Marker for terminal blocks - ZBN 18,LGS:ERDE - 2749589



Marker for terminal blocks, Strip, white, labeled, Horizontal: Grounding symbol, mounting type: snap into tall marker groove, for terminal block width: 18 mm, lettering field size: 18 x 5 mm, Number of individual labels: 5

Marker for terminal blocks - ZBN 18,LGS:L1-N,ERDE - 2749576



Marker for terminal blocks, Strip, white, labeled, Horizontal: L1, L2, L3, N, GND, mounting type: snap into tall marker groove, for terminal block width: 18 mm, lettering field size: 18 x 5 mm, Number of individual labels: 5

Marker pen

Type 2 surge protection base element - VAL-MS/2+0-BE/FM - 2805321

Accessories

Marker pen - B-STIFT - 1051993



Marker pen, for manual labeling of unprinted Zack strips, smear-proof and waterproof, line thickness 0.5 mm

Phoenix Contact 2020 © - all rights reserved
<http://www.phoenixcontact.com>