

FO converters - FL MC 2000E SM40 LC - 2891156

Please be informed that the data shown in this PDF Document is generated from our Online Catalog. Please find the complete data in the user's documentation. Our General Terms of Use for Downloads are valid (<http://phoenixcontact.com/download>)



FO converter with LC duplex fiber optic connection (1300 nm), for converting 100Base-TX to single mode fiberglass. Auto MDI(X) function. Comprehensive link diagnostics. DIN rail mountable, 12 ... 57 V DC supply. Meets IEC 61850-3 and IEEE 1613 standards.

Your advantages


- Network structure according to IEC 61850
- IEEE 1613
- Auto MDI/MDI-X switch-over
- Link fault pass through (LFPT) function for easy connection monitoring
- Data transfer rates of 100 Mbps



IEC 61850-3



Key Commercial Data

Packing unit	1 pc
GTIN	 4 046356 914239
GTIN	4046356914239
Weight per Piece (excluding packing)	488.400 g
Custom tariff number	85176200
Country of origin	Taiwan

Technical data

Note

Utilization restriction	EMC: class A product, see manufacturer's declaration in the download area
-------------------------	---

Dimensions

Width	30 mm
Height	130 mm
Depth	100 mm

Ambient conditions

Ambient temperature (operation)	-40 °C ... 75 °C
---------------------------------	------------------

FO converters - FL MC 2000E SM40 LC - 2891156

Technical data

Ambient conditions

Ambient temperature (storage/transport)	-40 °C ... 85 °C
Permissible humidity (operation)	5 % ... 95 % (non-condensing)
Permissible humidity (storage/transport)	5 % ... 95 % (non-condensing)
Altitude	4850 m
Degree of protection	IP20
Noise immunity	IEC 61850-3, IEEE 1613, EN 61000-6-2: 2005

General

Electrical isolation	VCC // FE // Ethernet
Latency	700 ns (Pass-through mode, 100 Mbps, static)
Test voltage data interface/power supply	1500 V AC (500 V AC, 1 minute)
Electromagnetic compatibility	Conformance with EMC Directive 2014/30/EU
Noise emission	EN 61000-6-4
Mounting position	On horizontal DIN rail NS 35 in acc. with EN 60715
Net weight	488.4 g
Housing material	Aluminum
MTTF	79.3 Years (MIL-HDBK-217F standard, temperature 25°C, operating cycle 100%)
Conformance	CE-compliant
UL, USA/Canada	Class I, Div. 2, Groups A, B, C, D

Power supply

Nominal supply voltage	24 V DC
	48 V DC
Supply voltage range	12 V DC ... 57 V DC
Typical current consumption	110 mA (24 V DC)
Connection method	Plug-in screw terminal block (COMBICON), redundancy possible
Max. AWG conductor cross section, flexible	12
Min. AWG conductor cross section, flexible	24
Conductor cross section AWG max.	12
Conductor cross section AWG min.	24

Interfaces

Interface 1	Ethernet interface, 100Base-Tx in acc. with IEEE 802.3u
No. of ports	1
Connection method	RJ45 socket, shielded
Transmission medium	Copper
Transmission length	100 m (twisted pair, shielded)
Link through	Link fault pass through
MDI-/MDI-X switchover	Auto-MDI(X)
Signal LEDs	LNK/ACT, 100
Data flow control/protocols	IEC 61850-3, IEEE 1613
Serial transmission speed	100 Mbps

FO converters - FL MC 2000E SM40 LC - 2891156

Technical data

Optical interface FO

Wavelength	1310 nm
Transmission length incl. 3 dB system reserve	40 km (fiberglass with F-G 9/125 0.36 dB/km)
	36 km (fiberglass with F-G 9/125 0.4 dB/km)
	29 km (fiberglass with F-G 9/125 0.5 dB/km)
Transmission medium	Single-mode fiberglass
Connection method	LC duplex

Digital outputs

Output name	Relay output
Output description	Alarm output
Number of outputs	1
Contact type	N/C contact
Maximum switching voltage	≤ 250 V AC
Max. switching current	1 A

Standards and Regulations

Electromagnetic compatibility	Conformance with EMC Directive 2014/30/EU
Type of test	Vibration resistance in acc. with EN 60068-2-6/IEC 60068-2-6
Test result	5g, 150 Hz, Criterion 3
Type of test	Shock in acc. with EN 60068-2-27/IEC 60068-2-27
Test result	30g, 11 ms half-sine shock pulse
Noise emission	EN 61000-6-4
Noise immunity	IEC 61850-3, IEEE 1613, EN 61000-6-2: 2005
Shock	300 m/s ² , 11 ms (IEC 60068-2)
Conformance	CE-compliant
UL, USA/Canada	Class I, Div. 2, Groups A, B, C, D

Environmental Product Compliance

China RoHS	Environmentally Friendly Use Period = 10;
	For details about hazardous substances go to tab "Downloads", Category "Manufacturer's declaration"

Classifications

eCl@ss

eCl@ss 4.0	27230200
eCl@ss 4.1	27230200
eCl@ss 5.0	27230200
eCl@ss 5.1	27230200
eCl@ss 6.0	19179200
eCl@ss 7.0	19179290
eCl@ss 8.0	19179290
eCl@ss 9.0	19170114

FO converters - FL MC 2000E SM40 LC - 2891156

Classifications

ETIM

ETIM 4.0	EC000310
ETIM 5.0	EC001467
ETIM 6.0	EC001467
ETIM 7.0	EC001467

UNSPSC

UNSPSC 13.2	43222604
UNSPSC 18.0	43223323
UNSPSC 19.0	43223323
UNSPSC 20.0	43223323
UNSPSC 21.0	43223323

Approvals

Approvals


Approvals


UL Listed / cUL Listed / cULus Listed

Ex Approvals

UL Listed / cUL Listed / cULus Listed

Approval details

UL Listed		http://database.ul.com/cgi-bin/XYV/template/LISEXT/1FRAME/index.htm	FILE E 140324
mm ² /AWG/kcmil		30-14	

cUL Listed		http://database.ul.com/cgi-bin/XYV/template/LISEXT/1FRAME/index.htm	FILE E 140324
mm ² /AWG/kcmil		30-14	

cULus Listed	
--------------	---

FO converters - FL MC 2000E SM40 LC - 2891156

Accessories

Accessories

Patch cable

Patch cable - FL CAT5 PATCH 0,5 - 2832263



Patch cable, CAT5, assembled, 0.5 m

Patch cable - FL CAT5 PATCH 1,0 - 2832276



Patch cable, CAT5, assembled, 1 m

Patch cable - FL CAT5 PATCH 2,0 - 2832289



Patch cable, CAT5, assembled, 2 m

Patch cable - FL CAT5 PATCH 3,0 - 2832292



Patch cable, CAT5, assembled, 3 m

Patch cable - FL CAT5 PATCH 5,0 - 2832580



Patch cable, CAT5, assembled, 5 m

FO converters - FL MC 2000E SM40 LC - 2891156

Accessories

Patch cable - FL CAT5 PATCH 7,5 - 2832616



Patch cable, CAT5, assembled, 7.5 m

Patch cable - FL CAT5 PATCH 10,0 - 2832629



Patch cable, CAT5, assembled, 10 m

PCB plug

Printed-circuit board connector - MSTB 2,5/ 8-ST - 1754562



PCB connector, nominal current: 12 A, rated voltage (III/2): 320 V, nominal cross section: 2.5 mm², number of positions: 8, pitch: 5 mm, connection method: Screw connection with tension sleeve, color: green, contact surface: Tin

Safety locking

Key - FL PATCH GUARD KEY - 2891521



Key for lockable security element

Port Guard Security Element - FL PATCH GUARD - 2891424



Lockable security element
