

FO converters - FL MC EF WDM-B SC - 2902659

Please be informed that the data shown in this PDF Document is generated from our Online Catalog. Please find the complete data in the user's documentation. Our General Terms of Use for Downloads are valid (<http://phoenixcontact.com/download>)



FO converter (replacement device B), for full duplex transmission from 10/100Base-T(X) to individual simplex fiberglass with WDM (wavelength division multiplex) technology, SC simplex fiber optic connection (1550/1310 nm). Device set (type A and type B) required for operation.

Product Description


Optical transmission with FO technology provides superior immunity to interference at maximum transmission ranges without restricting the transmission bandwidth.

Your advantages

- ✓ Full duplex communication with only one fiber
- ✓ Transmission ranges up to 38 km
- ✓ Auto negotiation
- ✓ Auto MDI/MDI-X switch-over
- ✓ Link fault pass through (LFPT) and far end fault (FEF) functions for easy connection monitoring
- ✓ Data rates 10/100 Mbps
- ✓ Shipbuilding approval in accordance with DNV GL



Key Commercial Data

Packing unit	1 pc
GTIN	
GTIN	404635669696
Weight per Piece (excluding packing)	120.000 g
Custom tariff number	85176200
Country of origin	Germany

Technical data

Note

Utilization restriction	EMC: class A product, see manufacturer's declaration in the download area
-------------------------	---

Dimensions

Caption	Slim design
---------	-------------

FO converters - FL MC EF WDM-B SC - 2902659

Technical data

Dimensions

Width	22.5 mm
Height	99 mm
Depth	114.5 mm

Ambient conditions

Ambient temperature (operation)	-40 °C ... 65 °C
Ambient temperature (storage/transport)	-40 °C ... 85 °C
Permissible humidity (operation)	30 % ... 95 % (non-condensing)
Permissible humidity (storage/transport)	30 % ... 95 % (non-condensing)
Altitude	≤ 5000 m (For restrictions, see the manufacturer's declaration for altitude operation)
	≤ 2000 m (With UL approval)
Degree of protection	IP20

General

Electrical isolation	according to IEEE 802.3
	VCC // FE // Ethernet
Latency	± 1.3 µs (Store&Forward mode, 10/100 Mbps, depending on the frame size)
Test voltage data interface/power supply	1.5 kV _{rms} (50 Hz, 1 min.)
Electromagnetic compatibility	Conformance with EMC Directive 2014/30/EU
Net weight	120 g
Housing material	PA 6.6-FR
Color	green
MTBF	492 Years (Telcordia standard, 25°C temperature, 21% operating cycle (5 days a week, 8 hours a day))
	133 Years (Telcordia standard, 40°C temperature, 34.25% operating cycle (5 days a week, 12 hours a day))

Power supply

Supply voltage range	18 V DC ... 30 V DC (Screw connection)
	18 V DC ... 30 V DC (as an alternative or redundant, via backplane bus contact and system current supply)
Typical current consumption	< 110 mA (24 V DC)
Protective circuit	Reverse polarity protection
Connection method	Plug-in screw terminal block (COMBICON), redundancy possible
Conductor cross section flexible max.	2.50 mm ²
Conductor cross section flexible min.	0.20 mm ²
Conductor cross section solid max.	2.50 mm ²
Conductor cross section solid min.	0.20 mm ²
Max. AWG conductor cross section, flexible	14
Min. AWG conductor cross section, flexible	24
Conductor cross section AWG max.	14
Conductor cross section AWG min.	24

FO converters - FL MC EF WDM-B SC - 2902659

Technical data

Interfaces

Interface 1	Ethernet interface, 10/100Base-T(X) in acc. with IEEE 802.3u
No. of ports	1
Connection method	RJ45 socket, shielded
Transmission medium	Copper
Transmission length	100 m (shielded twisted pair)
Auto-negotiation modes	Auto
Link through	Link fault pass through
Basic functions	Store-and-forward media converter
MDI-/MDI-X switchover	Auto-MDI(X)
Signal LEDs	Activity, link status, 10/100 Mbps

Optical interface FO

Transmit capacity, minimum	≥ ((9/125 μm) dynamic in link mode (average))
Transmit capacity, maximum	≤ -8 dBm ((9/125 μm) dynamic in link mode (average))
Minimum receiver sensitivity	min. -31 dBm (dynamic in link mode (average))
Overrange receiver	-3 dBm (dynamic in link mode (average))
Wavelength	1310 nm (Send) 1550 nm (Receiving)
Transmission length incl. 3 dB system reserve	38 km (With F-E 9/125 0.36 dB/km) 34 km (With F-E 9/125 0.4 dB/km) 28 km (With F-E 9/125 0.5 dB/km) 21 km (with F-G 62,5/125 0,7 dB/km F 1000) 5.5 km (with F-G 62.5/125 2.6 dB/km F 600) 21 km (with F-G 50/125 0,7 dB/km F 1200) 9 km (with F-G 50/125 1,6 dB/km F 800)
Transmission medium	Multi-mode fiberglass Single-mode fiberglass
Connection method	SC simplex

Conformance/approvals

Designation	CE
Identification	CE-compliant
Designation	ATEX
Identification	# II 3 G Ex nA IIC T4 Gc X
Additional text	Please follow the special installation instructions in the documentation!
Designation	UL, USA/Canada
Identification	508 Listed Class I, Zone 2, AEx nA IIC T4 Class I, Zone 2, Ex nA IIC T4 Gc X Class I, Div. 2, Groups A, B, C, D
Designation	Corrosive gas test
Identification	ISA-S71.04-1985 G3 Harsh Group A

FO converters - FL MC EF WDM-B SC - 2902659

Technical data

Conformance/approvals

Designation	Shipbuilding
Identification	DNV GL
Temperature	B
Humidity	A
Vibration	A
EMC	B
Enclosure	Required protection according to the Rules shall be provided upon installation on board

Standards and Regulations

Electromagnetic compatibility	Conformance with EMC Directive 2014/30/EU
Type of test	Free fall in acc. with IEC 60068-2-32
Test result	1 m
Type of test	Vibration resistance in acc. with EN 60068-2-6/IEC 60068-2-6
Test result	5g, 10...150 Hz, 2.5 h, in XYZ direction
Type of test	Shock in acc. with EN 60068-2-27/IEC 60068-2-27
Test result	25g, 11 ms period, half-sine shock pulse
Free from substances that could impair the application of coating	according to P-VW 3.10.7 57 65 0 VW-AUDI-Seat central standard
Standards/regulations	EN 61000-4-2
Contact discharge	± 6 kV (Test Level 3)
Indirect discharge	± 6 kV
Standards/regulations	EN 61000-4-3
Frequency range	80 MHz ... 3 GHz (Test Level 3)
Standards/regulations	EN 61000-4-4
Comments	Criterion B
Standards/regulations	EN 61000-4-5
Signal	± 1 kV (Data line, asymmetrical)
Standards/regulations	EN 55032
	EN 61000-4-6
Frequency range	0.15 MHz ... 80 MHz
Designation	Air clearances and creepage distances
Standards/regulations	EN 60950-1
Electrical isolation	according to IEEE 802.3

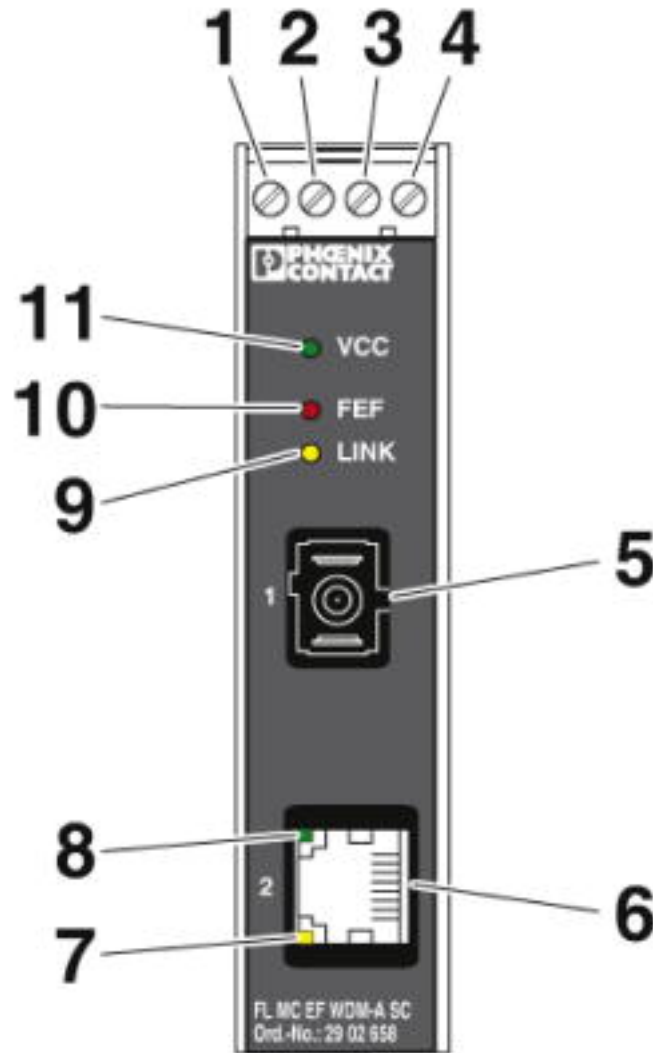
Environmental Product Compliance

REACH SVHC	Lead 7439-92-1
China RoHS	Environmentally Friendly Use Period = 50
	For details about hazardous substances go to tab "Downloads", Category "Manufacturer's declaration"

Drawings

FO converters - FL MC EF WDM-B SC - 2902659

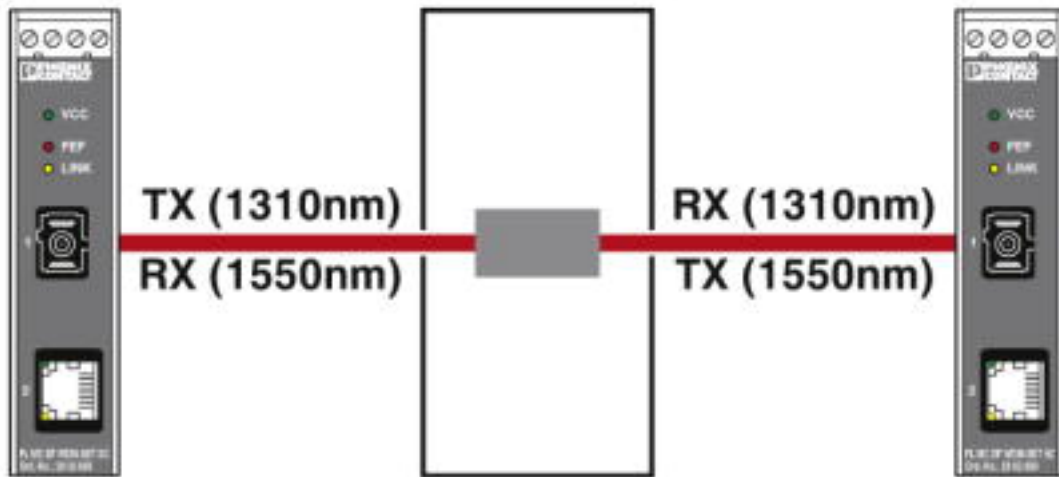
Schematic diagram



Front view

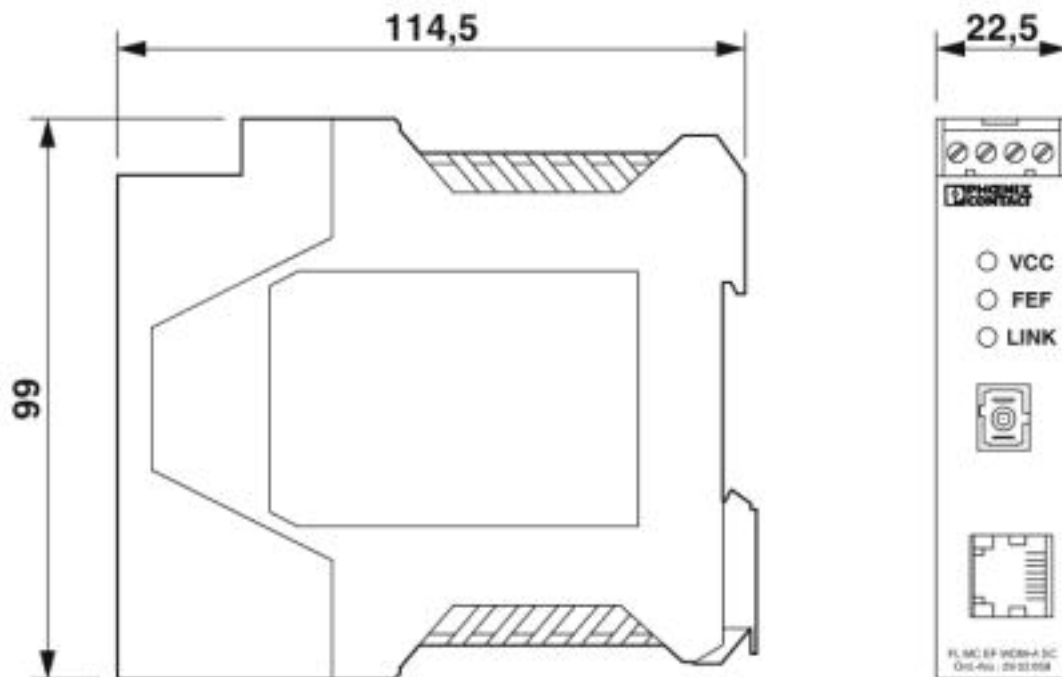
FO converters - FL MC EF WDM-B SC - 2902659

Application drawing



Slip ring communication

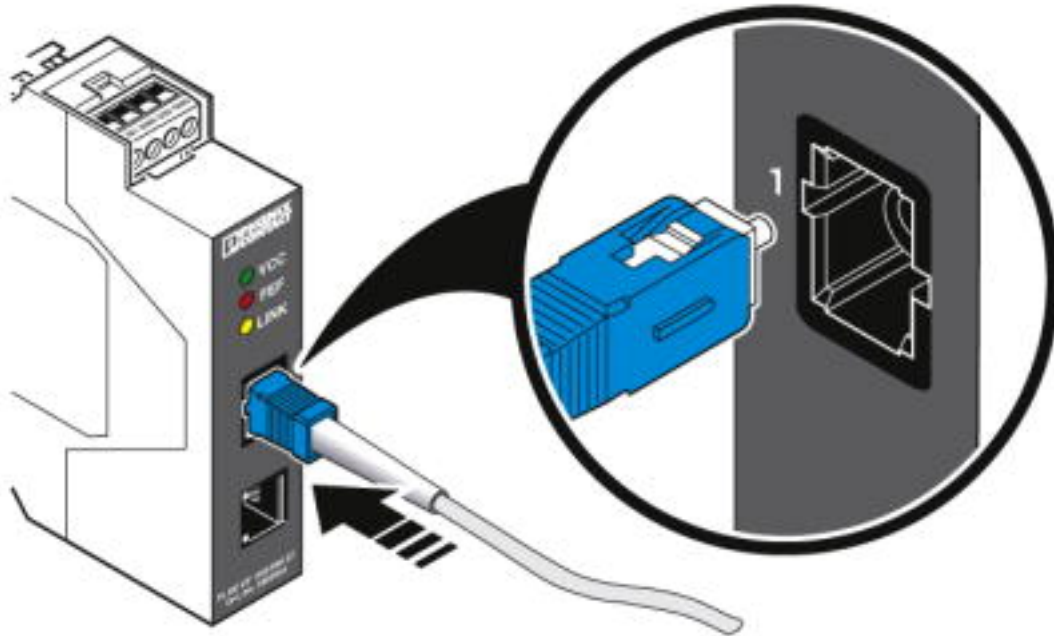
Dimensional drawing



Slim design

FO converters - FL MC EF WDM-B SC - 2902659

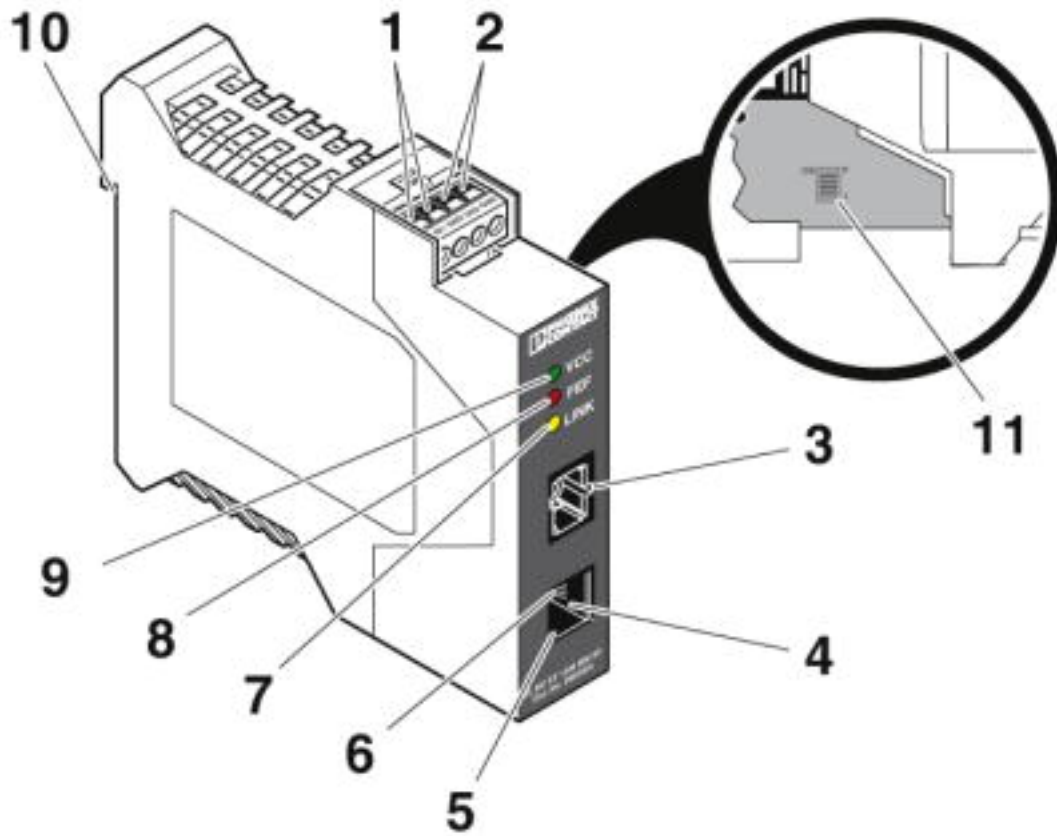
Schematic diagram



Connect SC simplex plug

FO converters - FL MC EF WDM-B SC - 2902659

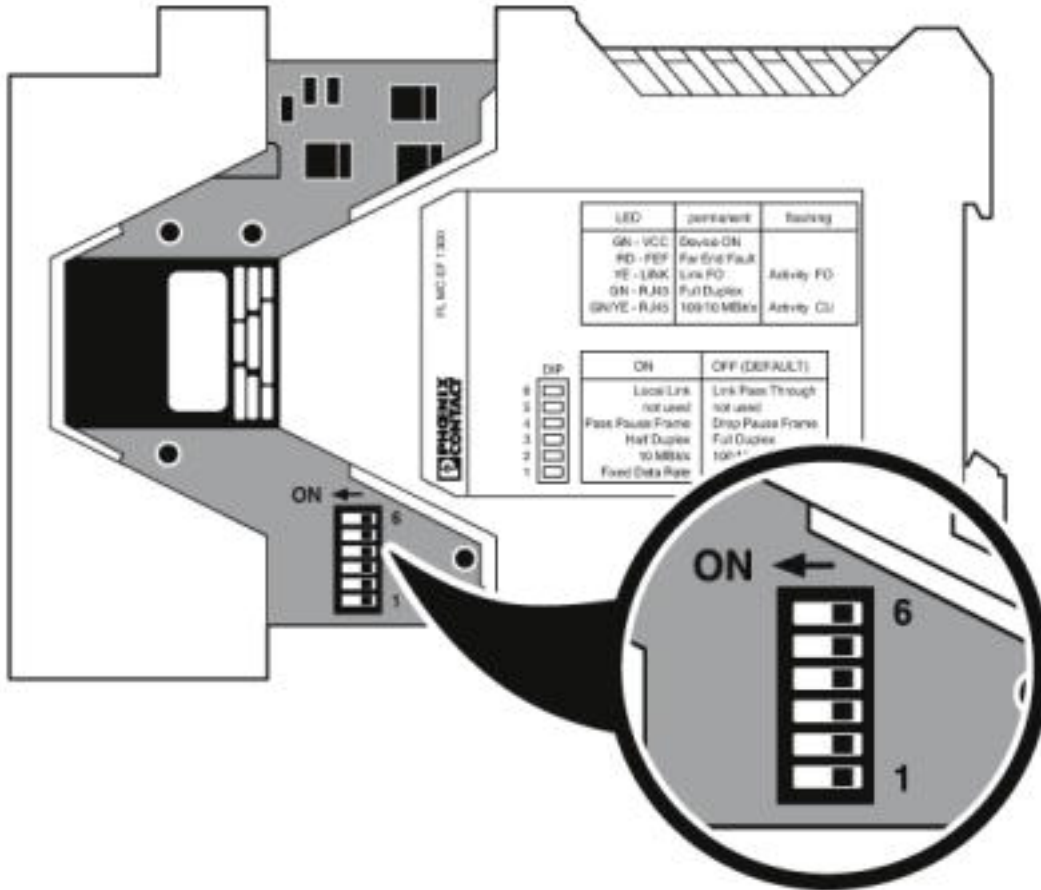
Schematic diagram



Function elements

FO converters - FL MC EF WDM-B SC - 2902659

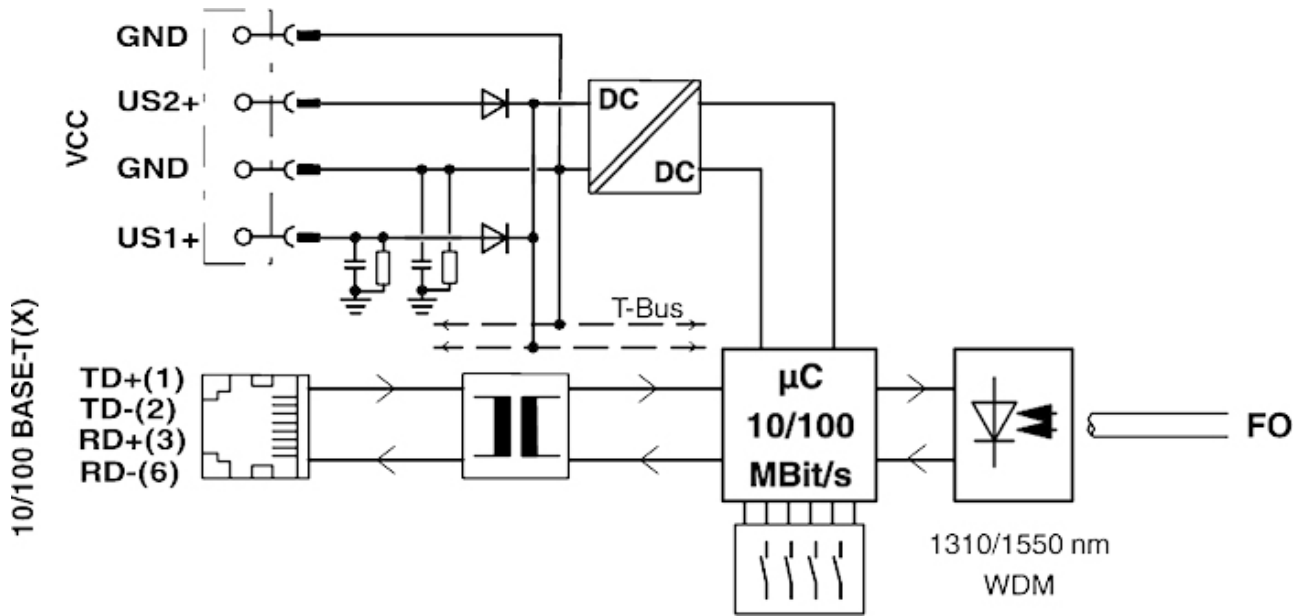
Schematic diagram



DIP switches

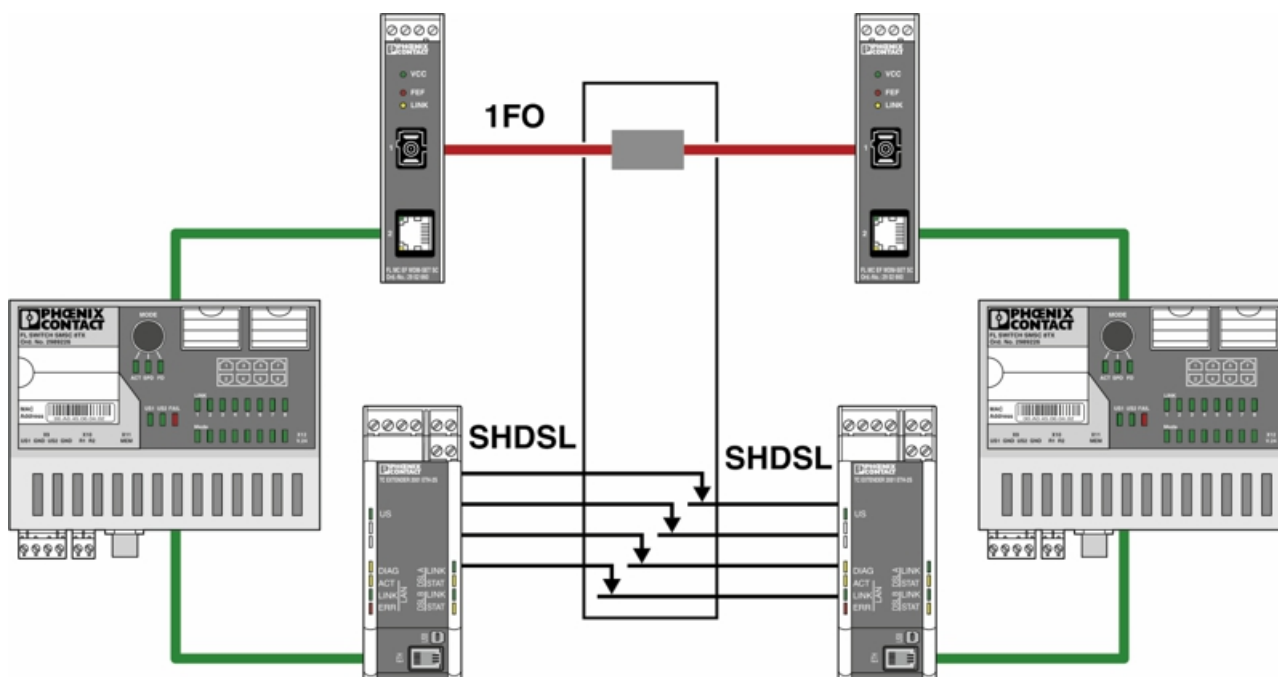
FO converters - FL MC EF WDM-B SC - 2902659

Block diagram



FO converters - FL MC EF WDM-B SC - 2902659

Application drawing



Redundant slip ring communication

Classifications

eCl@ss

eCl@ss 4.0	27230200
eCl@ss 4.1	27230200
eCl@ss 5.0	27230200
eCl@ss 5.1	27230200
eCl@ss 6.0	19179200
eCl@ss 7.0	19179290
eCl@ss 8.0	19179290
eCl@ss 9.0	19170114

FO converters - FL MC EF WDM-B SC - 2902659

Classifications

ETIM

ETIM 3.0	EC000310
ETIM 4.0	EC000310
ETIM 5.0	EC001467
ETIM 6.0	EC001467
ETIM 7.0	EC001467

UNSPSC

UNSPSC 6.01	30211506
UNSPSC 7.0901	39121008
UNSPSC 11	39121008
UNSPSC 12.01	39121008
UNSPSC 13.2	43222604
UNSPSC 18.0	43223323
UNSPSC 19.0	43223323
UNSPSC 20.0	43223323
UNSPSC 21.0	43223323

Approvals

Approvals

Approvals

DNV GL / UL Listed / cUL Listed / cULus Listed

Ex Approvals

ATEX / UL Listed / cUL Listed / cULus Listed

Approval details

DNV GL		https://approvalfinder.dnvgl.com/	TAA00001KR
--------	--	---	------------

UL Listed		http://database.ul.com/cgi-bin/XYV/template/LISEXT/1FRAME/index.htm	FILE E 238705
-----------	--	---	---------------

cUL Listed		http://database.ul.com/cgi-bin/XYV/template/LISEXT/1FRAME/index.htm	FILE E 238705
------------	--	---	---------------

FO converters - FL MC EF WDM-B SC - 2902659

Approvals

cULus Listed



Accessories

Accessories

Data cable by the meter

Network cable - FL CAT5 HEAVY - 2744814



CAT5-SF/UTP cable (J-02YS(ST)C HP 2 x 2 x 24 AWG), heavy-duty installation cable, 2 x 2 x 0.22 mm², solid conductor, shielded, outer sheath: 7.8 mm diameter, inner sheath: 5.75 mm ± 0.15 mm diameter

Network cable - FL CAT5 FLEX - 2744830



CAT5-SF/UTP cable (J-LI02YS(ST)C H 2 x 2 x 26 AWG), light-duty, flexible installation cable 2 x 2 x 0.14 mm², stranded, shielded, outer sheath: 5.75 mm ± 0.15 mm diameter

FO cable - PSM-LWL-GDO- 50/125 - 2799432



Fiberglass cable, duplex 50/125 µm, by the meter, without connector, for outdoor installation

FO cable - PSM-LWL-GDM-RUGGED- 50/125 - 2799322



Fiber glass cable, duplex 50 µm/125 µm, by the meter, without male connector, for installation in stationary systems and machines

Data cable preassembled

FO converters - FL MC EF WDM-B SC - 2902659

Accessories

Fiber optic cable - FOC-LC:PA-SC:PA-OM2:D01/1 - 1115607



Fiber optic cable - FOC-LC:PA-SC:PA-OM2:D01/2 - 1115605



Fiber optic cable - FOC-SC:PA-SC:PA-OM2:D01/1 - 1115536



Multi-mode OM2 duplex jumper, SC-SC, UPC polishing, length 1 m

Fiber optic cable - FOC-SC:PA-SC:PA-OM2:D01/2 - 1115535



Multi-mode OM2 duplex jumper, SC-SC, UPC polishing, length 2 m

Fiber optic cable - FOC-ST:PA-SC:PA-OM2:D01/1 - 1115574



Multi-mode OM2 duplex jumper, ST-SC, UPC polishing, length 1 m

FO converters - FL MC EF WDM-B SC - 2902659

Accessories

Fiber optic cable - FOC-ST:PA-SC:PA-OM2:D01/2 - 1115573



Multi-mode OM2 duplex jumper, ST-SC, UPC polishing, length 2 m

Fiber optic cable - FOC-LC:PA-SC:PA-OM4:D01/1 - 1115601



Multi-mode OM4 duplex jumper, LC-SC, UPC polishing, length 1 m

Fiber optic cable - FOC-LC:PA-SC:PA-OM4:D01/2 - 1115600



Multi-mode OM4 duplex jumper, LC-SC, UPC polishing, length 2 m

Fiber optic cable - FOC-SC:PA-SC:PA-OM4:D01/1 - 1115424



Multi-mode OM4 duplex jumper, SC-SC, UPC polishing, length 1 m

Fiber optic cable - FOC-SC:PA-SC:PA-OM4:D01/2 - 1115423



Multi-mode OM4 duplex jumper, SC-SC, UPC polishing, length 2 m

FO converters - FL MC EF WDM-B SC - 2902659

Accessories

FO patch cable - FOC-GDM-RUGGED-1016/IP20/... - 2901558



Robust GOF installation cable for assembly (IP20 heads only) for installation in stationary systems and machines, aramid strain-relief elements, with individual elements made from FRNC material, halogen-free, ozone and UV resistant, with a polyurethane (PUR) outer sheath

FO patch cable - FOC-GDM-RUGGED-1016/... - 1402193



rugged GOF installation cable for inner areas with highly tear-proof aramid strain-relief elements. Individual elements consist of highly flexible FRNC material. The cable is halogen-free, ozone and UV resistant and has a rugged polyurethane (PUR) outer sheath.

FO patch cable - FOC-GDO-1017/IP20/... - 2901559



Highly rugged GOF round cable (IP20 heads only) for assembly and for outdoor installation with integrated moisture barrier as well as rodent-proof scrim. Individual elements made from highly flexible FRNC material. The wire is ozone and UV resistant with a very rugged polyethylene outer sheath.

Fiber optic cable - FOC-SC:PA-SC:PA-OS2:D01/1 - 1115550



Single-mode OS2 duplex jumper, SC-SC, UPC polishing, length 1 m

Fiber optic cable - FOC-SC:PA-SC:PA-OS2:D01/2 - 1115548



Single-mode OS2 duplex jumper, SC-SC, UPC polishing, length 2 m

FO converters - FL MC EF WDM-B SC - 2902659

Accessories

Fiber optic cable - FOC-ST:PA-SC:PA-OS2:D01/1 - 1115582



Single-mode OS2 duplex jumper, ST-SC, UPC polishing, length 1 m

Fiber optic cable - FOC-ST:PA-SC:PA-OS2:D01/2 - 1115581



Single-mode OS2 duplex jumper, ST-SC, UPC polishing, length 2 m

Fiber optic cable - FOC-LC:PA-SC:PA-OS2:D01/1 - 1115618



Single-mode OS2 duplex jumper, LC-SC, UPC polishing, length 1 m

Fiber optic cable - FOC-LC:PA-SC:PA-OS2:D01/2 - 1115617



Single-mode OS2 duplex jumper, LC-SC, UPC polishing, length 2 m

FO patch cable - FL MM PATCH 1,0 SC-SCRJ - 2901812



Assembled FO cable, break out cable, multimode fiberglass 50/125 µm (OM2), connector: SC duplex/SC-RJ, degree of protection: IP20, for installation in cable ducts or control cabinets, length: 1 m

FO converters - FL MC EF WDM-B SC - 2902659

Accessories

FO patch cable - FL MM PATCH 2,0 SC-SCRJ - 2901813



Assembled FO cable, break out cable, multimode fiberglass 50/125 μm (OM2), connector: SC duplex/SC-RJ, degree of protection: IP20, for installation in cable ducts or control cabinets, length: 2 m

FO patch cable - FL MM PATCH 5,0 SC-SCRJ - 2901814



Assembled FO cable, break out cable, multimode fiberglass 50/125 μm (OM2), connector: SC duplex/SC-RJ, degree of protection: IP20, for installation in cable ducts or control cabinets, length: 5 m

Patch cable - NBC-R4AC-R4AC-IE8A/.../... - 1411854



Patch cable, degree of protection: IP20, number of positions: 8, 10 Gbps, CAT6_A, cable outlet: straight

Data plug

RJ45 connector - VS-08-RJ45-5-Q/IP20 - 1656725



RJ45 connector, degree of protection: IP20, number of positions: 8, 1 Gbps, CAT5 (IEC 11801:2002), material: PA, connection method: IDC fast connection, connection cross section: AWG 26- 23, cable outlet: straight, color: traffic grey A RAL 7042

RJ45 connector - VS-08-RJ45-5-Q/IP20 BK - 1658008



RJ45 connector, degree of protection: IP20, number of positions: 8, 1 Gbps, CAT5 (IEC 11801:2002), material: PA, connection method: IDC fast connection, connection cross section: AWG 26- 23, cable outlet: straight, color: black

DIN rail connector

FO converters - FL MC EF WDM-B SC - 2902659

Accessories

DIN rail bus connectors - ME 22,5 TBUS 1,5/ 5-ST-3,81 GN - 2707437



DIN rail connector, number of positions: 5, pitch: 3.81 mm, pin layout: Linear pinning, Articles with gold-plated contacts, bus connectors for connecting with electronic housings

DIN rail bus connectors - ME 17,5 TBUS 1,5/ 5-ST-3,81 GN - 2709561



DIN rail connector for DIN rail mounting. Universal for TBUS housing. Gold-plated contacts, 5-pos.

Media converter

FO converters - FL MC EF WDM-SET SC - 2902660



FO converter set, consisting of type A devices and type B devices, for full duplex transmission from 10/100Base-T(X) to individual simplex fiberglass with WDM (wavelength division multiplex) technology. SC simplex fiber optic connection (1550/1310 nm).

Patch cable

Patch cable - FL CAT5 PATCH 0,5 - 2832263



Patch cable, CAT5, assembled, 0.5 m

Patch cable - FL CAT5 PATCH 1,0 - 2832276



Patch cable, CAT5, assembled, 1 m

FO converters - FL MC EF WDM-B SC - 2902659

Accessories

Patch cable - FL CAT5 PATCH 2,0 - 2832289



Patch cable, CAT5, assembled, 2 m

Patch cable - FL CAT5 PATCH 3,0 - 2832292



Patch cable, CAT5, assembled, 3 m

Power supply

Power supply unit - MINI-SYS-PS-100-240AC/24DC/1.5 - 2866983



Primary-switched MINI POWER supply for DIN rail mounting, input: 1-phase, output: 24 V DC/1.5 A

Assembly tool - FL CRIMPTOOL - 2744869



Crimping pliers, for assembling the RJ45 plugs FL PLUG RJ45..., for assembly on site

Additional products

FO converters - FL MC EF WDM-A SC - 2902658



FO converter (replacement device A), for full duplex transmission from 10/100Base-T(X) to individual simplex fiberglass with WDM (wavelength division multiplex) technology, SC simplex fiber optic connection (1310/1550 nm). Device set (type A and type B) required for operation.

FO converters - FL MC EF WDM-B SC - 2902659

Accessories

FO converters - FL MC EF WDM-SET SC - 2902660



FO converter set, consisting of type A devices and type B devices, for full duplex transmission from 10/100Base-T(X) to individual simplex fiberglass with WDM (wavelength division multiplex) technology. SC simplex fiber optic connection (1550/1310 nm).