

Hybrid motor starter - ELR-H51-2,4-BUSBAR-CLASSIC-SET - 2904336

Please be informed that the data shown in this PDF Document is generated from our Online Catalog. Please find the complete data in the user's documentation. Our General Terms of Use for Downloads are valid (<http://phoenixcontact.com/download>)




Complete package consisting of ELR H51-IESSC-24DC500AC-2 and EM RI-ADAPTER CLASSIC for mounting on 60 mm busbar

Your advantages

- ✓ 22.5 mm wide
- ✓ Safety level according to IEC 61508-1: SIL 3, ISO 13849: PL e
- ✓ Reduction in wiring
- ✓ Space saving
- ✓ Long service life
- ✓ Adjustable current for bimetal function
- ✓ Low-wear switching



Key Commercial Data

Packing unit	1 pc
GTIN	 4 046356 802864
GTIN	4046356802864
Weight per Piece (excluding packing)	350.000 g
Custom tariff number	85371098
Country of origin	Germany
Note	Made to Order (non-returnable)

Technical data

Ambient conditions

Ambient temperature (operation)	-25 °C ... 70 °C (observe derating)
Ambient temperature (storage/transport)	-40 °C ... 80 °C
Maximum altitude	≤ 2000 m
Degree of protection	IP20

Device supply

Hybrid motor starter - ELR-H51-2,4-BUSBAR-CLASSIC-SET - 2904336

Technical data

Device supply

Rated control circuit supply voltage U_s	24 V DC
Control supply voltage range	19.2 V DC ... 30 V DC
Rated control supply current I_s	40 mA
Type of protection	Surge protection
	Reverse polarity protection

Input data

Input name	Control input right/left
Rated actuating voltage U_c	24 V DC
Triggering voltage range	19.2 V DC ... 30 V DC
Rated actuating current I_c	5 mA
Switching threshold	9.6 V ("0" signal)
	19.2 V ("1" signal)
Switching level	< 5 V DC (For EMERGENCY STOP)
Typical turn-off time	< 30 ms

Output data load output

Output name	AC output
Rated operating voltage U_e	500 V AC
Operating voltage range	42 V AC ... 550 V AC
Mains frequency	50/60 Hz
Load current range	180 mA ... 2.4 A
Trigger characteristic in acc. with IEC 60947-4-2	Class 10A
Cooling time	20 min. (for auto reset)
Leakage current	0 mA
Type of protection	Surge protection
	Short-circuit protection

Output data reply output

Output name	Acknowledge output
Note	Confirmation: floating change-over contact, signal contact
Contact type	1 PDT
Switching capacity according to IEC 60947-5-1	3 A (230 V, AC15)
	2 A (24 V, DC13)

General

Motor starter type	Reversing starter
Switching frequency	≤ 2 Hz (Load-dependent)
Mounting position	vertical (horizontal DIN rail, motor output below)
Mounting type	Bus bar mounting
Assembly instructions	alignable, for spacing see derating
Operating mode	100% operating factor
Maximum power dissipation	4.1 W

Hybrid motor starter - ELR-H51-2,4-BUSBAR-CLASSIC-SET - 2904336

Technical data

General

Minimum power dissipation	0.88 W
Operating voltage display	Green LED
Status display	Yellow LED
Indication	Red LED

Connection data

Connection name	Control circuits
Connection method	Screw connection
Stripping length	8 mm
Screw thread	M3
Conductor cross section solid	0.2 mm ² ... 2.5 mm ²
Conductor cross section flexible	0.2 mm ² ... 2.5 mm ²
Conductor cross section AWG	24 ... 14
Torque	0.5 Nm ... 0.6 Nm
	5 lb _f -in. ... 7 lb _f -in.

Connection data 2

Connection name	Load circuit
Connection method	Screw connection
Stripping length	8 mm
Screw thread	M3
Conductor cross section solid	0.2 mm ² ... 2.5 mm ²
Conductor cross section flexible	0.2 mm ² ... 2.5 mm ²
Conductor cross section AWG	24 ... 14
Torque	0.5 Nm ... 0.6 Nm
	5 lb _f -in. ... 7 lb _f -in.

Insulation characteristics

Rated insulation voltage	500 V
Rated surge voltage	6 kV
Overvoltage category	III
Degree of pollution	2
Designation	Insulation characteristics between the control input and control supply voltage, and auxiliary circuit to the main circuit
Insulation	Safe isolation (IEC 60947-1) at operating voltage ≤ 300 V AC
	Safe isolation (EN 50178) at operating voltage ≤ 300 V AC
	Basic isolation (IEC 60947-1) at operating voltage 300 ... 500 V AC
	Safe isolation (EN 50178) at operating voltage 300 ... 500 V AC
Designation	Isolation characteristics between the control input and control supply voltage to auxiliary circuit
Insulation	Safe isolation (IEC 60947-1) in the auxiliary circuit ≤ 300 V AC
	Safe isolation (EN 50178) in the auxiliary circuit ≤ 300 V AC

Hybrid motor starter - ELR-H51-2,4-BUSBAR-CLASSIC-SET - 2904336

Technical data

Standards and Regulations

Designation	Standards/regulations
Standards/regulations	IEC 60947-1
	EN 60947-4-2
	IEC 61508
	ISO 13849

Conformance/approvals

Designation	ATEX
Identification	# II (2) G [Ex e] [Ex d] [Ex px]
	# II (2) D [Ex t] [Ex p]
Certificate	PTB 07 ATEX 3145
Designation	UL approval
Certificate	NLDX.E228652
Designation	Safety Integrity Level (SIL, IEC 61508)
Identification	≤ 3
Additional text	Safe shutdown
Designation	Safety Integrity Level (SIL, IEC 61508)
Identification	2
Additional text	Motor protection
Designation	Performance Level (ISO 13849)
Identification	e
Additional text	Safe shutdown
Designation	Category (ISO 13849)
Identification	3
Additional text	Safe shutdown

UL data

SCCR	100 kA (480 V AC (fuse: 30 A class CC/30 A class J (high fault)))
	5 kA (480 V AC (fuse: 20 A RK5 (standard fault)))
FLA	2.4 A (480 V AC)
Group installation	20 A (class RK5, SCCR 5kA, #24 - 14 AWG max. solid and stranded)
	30 A (class CC or J, SCCR 100kA, #24 - 14 AWG max, solid and stranded)
Category code	NLDX / NRNT

Environmental Product Compliance

REACH SVHC	Lead 7439-92-1
China RoHS	Environmentally Friendly Use Period = 50
	For details about hazardous substances go to tab "Downloads", Category "Manufacturer's declaration"

Hybrid motor starter - ELR-H51-2,4-BUSBAR-CLASSIC-SET - 2904336

Articles in set

Hybrid motor starter - ELR H51-IESSC-24DC500AC-2 - 2902744



Short-circuit-proof hybrid motor starter for reversing 3~ AC motors up to 550 V AC, with 24 V DC input, 2.4 A output current, emergency stop function, and adjustable overload shutdown. Can only be used with EM-RD and EM-RI adapters or power distribution board.

Adapter - EM RI-ADAPTER CLASSIC - 2902831



Adapter for mounting short-circuit proof hybrid motor starters of type ELR-H51 ... on 60 mm power busbars. Classic design with 200 mm design height.

Fuse - FUSE-10X38-16A-GR - 2903126



Fuse, number: 10 Pcs., fuse type: Fuse (CC), nominal current: 16 A, tripping characteristic: super-fast blow (gR)

Classifications

eCl@ss

eCl@ss 4.0	27021100
eCl@ss 4.1	27021100
eCl@ss 5.0	27024000
eCl@ss 5.1	27024000
eCl@ss 6.0	27024000
eCl@ss 7.0	27024002
eCl@ss 8.0	27024002
eCl@ss 9.0	27370905

ETIM

ETIM 2.0	EC001037
ETIM 3.0	EC001037
ETIM 4.0	EC001037
ETIM 5.0	EC001037
ETIM 6.0	EC001037
ETIM 7.0	EC001037

Hybrid motor starter - ELR-H51-2,4-BUSBAR-CLASSIC-SET - 2904336

Classifications

UNSPSC

UNSPSC 6.01	30211915
UNSPSC 7.0901	39121514
UNSPSC 11	39121514
UNSPSC 12.01	39121514
UNSPSC 13.2	25173902
UNSPSC 18.0	25173902
UNSPSC 19.0	25173902
UNSPSC 20.0	25173902
UNSPSC 21.0	25173902

Approvals

Approvals


Approvals


UL Listed / cUL Listed / EAC / cULus Listed

Ex Approvals

ATEX

Approval details

UL Listed		http://database.ul.com/cgi-bin/XYV/template/LISEXT/1FRAME/index.htm	FILE E 228652
-----------	---	---	---------------

cUL Listed		http://database.ul.com/cgi-bin/XYV/template/LISEXT/1FRAME/index.htm	FILE E 228652
------------	---	---	---------------

EAC		RU*C- DE.*08.B.00520*
-----	---	--------------------------

cULus Listed	
--------------	---

Accessories

Spare parts

Hybrid motor starter - ELR-H51-2,4-BUSBAR-CLASSIC-SET - 2904336

Accessories

Fuse - FUSE-10X38-30A-MR - 2903119



Fuse, number: 10 Pcs., fuse type: Fuse (CC), nominal current: 30 A, tripping characteristic: fast-blow (F)

Fuse - FUSE-10X38-20A-GR - 2903384



Fuse, number: 10 Pcs., fuse type: Fuse (CC), nominal current: 20 A, tripping characteristic: super-fast blow (gR)

Fuse - FUSE-10X38-16A-GR - 2903126



Fuse, number: 10 Pcs., fuse type: Fuse (CC), nominal current: 16 A, tripping characteristic: super-fast blow (gR)
