

LED enclosure light - PLD E 400 W 375 - 2702222

Please be informed that the data shown in this PDF Document is generated from our Online Catalog. Please find the complete data in the user's documentation. Our General Terms of Use for Downloads are valid (<http://phoenixcontact.com/download>)



LED enclosure light, 24 V DC, color temperature 5000 K, length 375 mm, pivoting, can be switched in series, including mounting accessories


Product Description

The LED light is designed to illuminate the interior of control cabinets. The prismatic integrated into the light cover ensures optimum illumination of the control cabinet. It enables tool-free assembly with the clip system. This allows several lights to be successively switched. The light can be switched on and off either via the integrated button or external door position switch.

Your advantages

- Tool-free mounting, thanks to clip fastening
- Wiring via sensor/actuator cables with M8 snap-in technology
- Series connection reduces cabling effort for control cabinets arranged in series
- Optimum lighting of the control cabinet, thanks to integrated prismatic and capacity to swivel
- Swiveling enables optimum adjustment to the relevant control cabinet depth
- LED service life of 50,000 h (L70 value) prevents bulb replacement

Key Commercial Data

Packing unit	1 pc
GTIN	 4 055626 057781
GTIN	4055626057781
Weight per Piece (excluding packing)	170.000 g
Custom tariff number	94054039
Country of origin	Germany

Technical data

Note

Utilization restriction	EMC: class A product, see manufacturer's declaration in the download area
-------------------------	---

Dimensions

Width	23 mm
-------	-------

LED enclosure light - PLD E 400 W 375 - 2702222

Technical data

Dimensions

Height	38 mm
Length	375 mm

Ambient conditions

Ambient temperature (operation)	-25 °C ... 60 °C
Ambient temperature (storage/transport)	-40 °C ... 85 °C
Permissible humidity (operation)	5 % ... 95 %
Permissible humidity (storage/transport)	5 % ... 95 %
Air pressure (operation)	70 kPa ... 106 kPa (up to 3000 m above sea level)
Air pressure (storage/transport)	70 kPa ... 106 kPa (up to 3000 m above sea level)
Degree of protection	IP20

General

Socket	none
Housing material	Plastic
Assembly instructions	Magnet attachment available as an accessory Screw fixings available as accessories
Color	traffic grey A RAL 7042
Net weight	170 g
Mounting type	Clip mounting
Mounting position	any

Power supply for module electronics

Connection method	M8 connector (snap-in)
Number of positions	3
Supply voltage	24 V DC
Supply voltage range	19.2 V DC ... 30 V DC
Power consumption	3 W

Connection data

Connection method	M8 connector (snap-in)
-------------------	------------------------

Light properties

Source of light type	LED
Number of LEDs	12
Service life, lighting appliance	50,000 h (L70)
Light color	Neutral white
Color temperature / wavelength	5000 K
Color rendering index	75
Luminous flux	340 lm (Net luminous flux)
Illumination	max. 845 lx (50 cm distance)

Standards and Regulations

Mechanical tests	Vibration resistance in acc. with EN 60068-2-6/IEC 60068-2-6 5g
------------------	---

LED enclosure light - PLD E 400 W 375 - 2702222

Technical data

Standards and Regulations

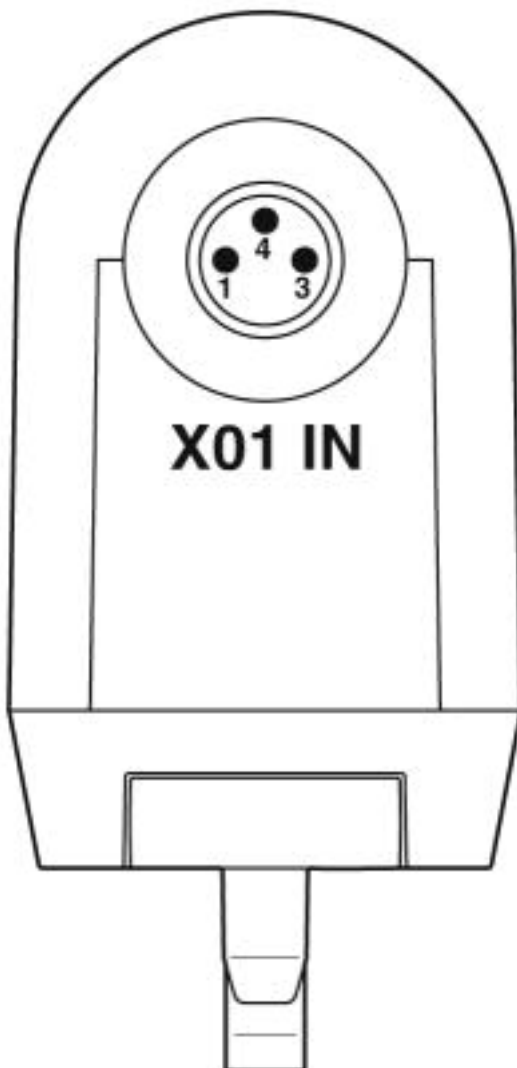
	Shock in acc. with EN 60068-2-27/IEC 60068-2-27 25g, 11 ms period, half-sine shock pulse
	Continuous shock according to EN 60068-2-27/IEC 60068-2-27 10g
Protection class	III

Environmental Product Compliance

China RoHS	Environmentally friendly use period: unlimited = EFUP-e
	No hazardous substances above threshold values

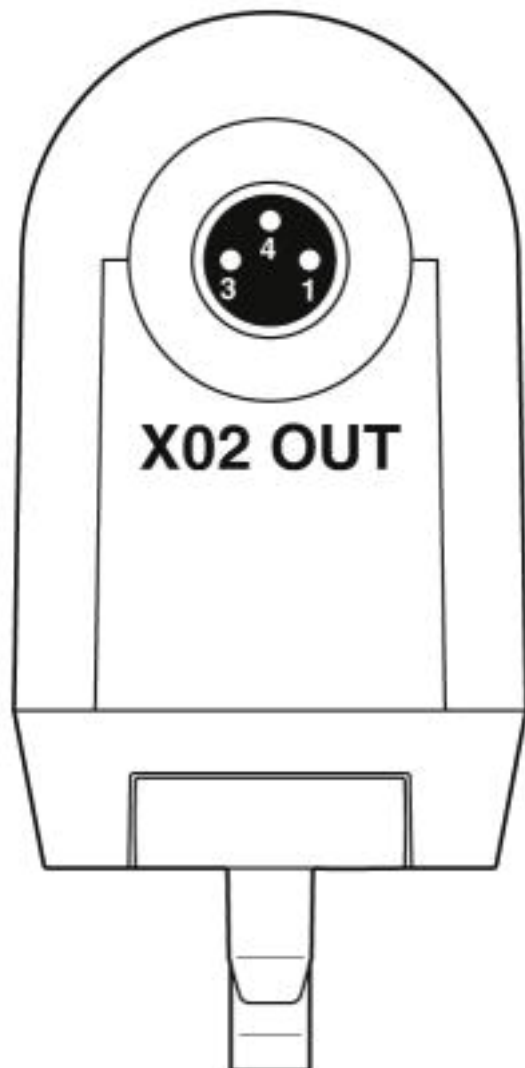
Drawings

Connection diagram



Connection of the supply voltage of a light

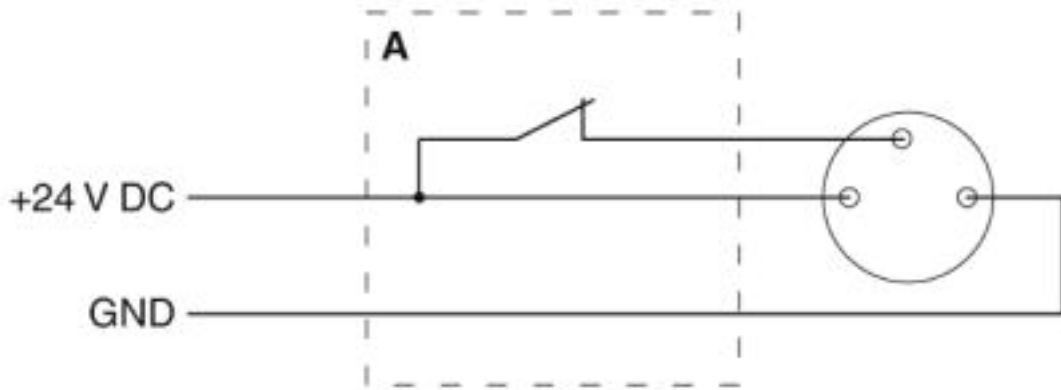
Connection diagram



Forwarding of the supply voltage with the series connection of lights

LED enclosure light - PLD E 400 W 375 - 2702222

Connection diagram



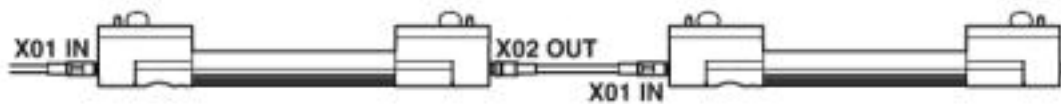
Connection of the light using a door position switch (A)

Schematic diagram




Connection of a light

Schematic diagram




Series connection of two lights

Dimensional drawing



LED enclosure light - PLD E 400 W 375 - 2702222

Dimensional drawing



Dimensional drawing for screw mounting

Classifications

eCl@ss

eCl@ss 5.0	27189200
eCl@ss 5.1	27189200
eCl@ss 6.0	27189200
eCl@ss 7.0	27189241
eCl@ss 8.0	27189241
eCl@ss 9.0	27189241

ETIM

ETIM 4.0	EC000321
ETIM 5.0	EC000321
ETIM 6.0	EC000321
ETIM 7.0	EC000321

Approvals

Approvals

LED enclosure light - PLD E 400 W 375 - 2702222

Approvals

Approvals

UL Listed / UL Recognized / cUL Recognized / cUL Listed / cULus Recognized / cULus Listed

Ex Approvals

Approval details

UL Listed		http://database.ul.com/cgi-bin/XYV/template/LISEXT/1FRAME/index.htm	FILE E 362966
mm ² /AWG/kcmil		30-14	

UL Recognized		http://database.ul.com/cgi-bin/XYV/template/LISEXT/1FRAME/index.htm	FILE E 255026
mm ² /AWG/kcmil		30-14	

cUL Recognized		http://database.ul.com/cgi-bin/XYV/template/LISEXT/1FRAME/index.htm	FILE E 255026
mm ² /AWG/kcmil		30-14	

cUL Listed		http://database.ul.com/cgi-bin/XYV/template/LISEXT/1FRAME/index.htm	FILE E 362966
mm ² /AWG/kcmil		30-14	

cULus Recognized			
------------------	--	--	--

cULus Listed			
--------------	--	--	--

LED enclosure light - PLD E 400 W 375 - 2702222

Accessories

Accessories

Door position switch

Door position switch - PLD E 400-DS-3,0/FS/0,6 - 2702336



Door position switch with 3 m cable with open cable end and 0.6 m cable with M8 socket (Snap-in), including mounting accessories

Door position switch - PLD E 400-DS-MS/1,0-FS/0,6 - 2702337



Door position switch with 1 m cable with M8 plug and 0.6 m cable with M8 socket (Snap-in), including mounting accessories

Mounting material

Mounting material - PLD E 400-ME MM - 2702312



Set for magnetic mounting of class 400 PLD enclosure lights

Mounting material - PLD E 400-ME SM - 2702313



Set for screw mounting of class 400 PLD enclosure lights, including screws and washers

Mounting material - PLD E 400-ME CM - 2702314



Set consisting of two clip retainers for class 400 PLD enclosure lights (replacement part)

Power module

LED enclosure light - PLD E 400 W 375 - 2702222

Accessories

Mains plug - PLD E 400-PS/1AC/24DC/12W - 2702435



Plug-in power supply unit for class 400 LED enclosure lights, including country-specific plug adapters for Europe, Great Britain, USA and Australia; max. output voltage 12 W

Mains plug - PLD E 400-PS/1AC/24DC/30W - 2702436



Plug-in power supply unit for class 400 LED enclosure lights, including country-specific plug adapters for Europe, Great Britain, USA and Australia; max. output voltage 30 W

Power supply

Power supply unit - STEP-PS/ 1AC/24DC/0.5 - 2868596



Primary-switched STEP POWER power supply for DIN rail mounting, input: 1-phase, output: 24 V DC/0.5 A

Power supply unit - STEP-PS/ 1AC/24DC/0.75/FL - 2868622



Primary-switched STEP POWER power supply for DIN rail mounting, input: 1-phase, output: 24 V DC/0.75 A

Sensor/actuator cable

Sensor/actuator cable - SAC-3P- 3,0-PUR/M 8SIFS AE - 1417698



Sensor/actuator cable, 3-position, PUR halogen-free, black-gray RAL 7021, free cable end, on Socket straight M8 Snap-in, cable length: 3 m, with ferrules

LED enclosure light - PLD E 400 W 375 - 2702222

Accessories

Sensor/actuator cable - SAC-3P-M 8MS/ 0,6-PUR/M 8SIFS - 1417699



Sensor/actuator cable, 3-position, PUR halogen-free, black-gray RAL 7021, Plug straight M8, on Socket straight M8 Snap-in, cable length: 0.6 m

Sensor/actuator cable - SAC-3P-M 8MS/ 1,0-PUR/M 8SIFS - 1417700



Sensor/actuator cable, 3-position, PUR halogen-free, black-gray RAL 7021, Plug straight M8, on Socket straight M8 Snap-in, cable length: 1 m

Sensor/actuator cable - SAC-3P-M 8MS/ 3,0-PUR/M 8SIFS - 1417701



Sensor/actuator cable, 3-position, PUR halogen-free, black-gray RAL 7021, Plug straight M8, on Socket straight M8 Snap-in, cable length: 3 m
