

Power supply unit - ESSENTIAL-PS/1AC/24DC/120W/EE - 2910586

Please be informed that the data shown in this PDF Document is generated from our Online Catalog. Please find the complete data in the user's documentation. Our General Terms of Use for Downloads are valid (<http://phoenixcontact.com/download>)




Primary-switched ESSENTIAL POWER power supply for DIN rail mounting, input: 1-phase, output: 24 V DC / 120 W

Your advantages

- Worldwide use thanks to the wide range input and international approval package
- Fast installation, thanks to easy DIN rail mounting
- Greater availability, thanks to fanless convection cooling



Key Commercial Data

Packing unit	1 pc
GTIN	 4 055626 464411
GTIN	4055626464411
Weight per Piece (excluding packing)	674.800 g
Custom tariff number	85044030
Country of origin	Thailand

Technical data

Dimensions

Width	40 mm
Height	123.6 mm
Depth	117.6 mm
Installation distances left/right	10 mm
Installation distances top/bottom	50 mm

Ambient conditions

Degree of protection	IP20
Ambient temperature (operation)	-20 °C ... 70 °C
Ambient temperature (storage/transport)	-40 °C ... 85 °C
Max. permissible relative humidity (operation)	≤ 95 % (at 25 °C, non-condensing)

Power supply unit - ESSENTIAL-PS/1AC/24DC/120W/EE - 2910586

Technical data

Ambient conditions

Degree of pollution	2
Installation height	≤ 5000 m (> 2000 m, Derating: 10 %/1000 m)

Input data

Nominal input voltage range	100 V AC ... 240 V AC
Input voltage range	85 V AC ... 264 V AC (< 100 V AC derating 1%/V AC)
AC frequency range	47 Hz ... 63 Hz
Discharge current to PE	< 0.25 mA (264 V AC)
Current consumption	2.2 A (115 V AC)
	1.2 A (230 V AC)
Nominal power consumption	249.56 VA
Inrush current	typ. 20 A (115 V AC)
	typ. 40 A (230 V AC)
Mains buffering time	typ. 20 ms (115 V AC)
	typ. 90 ms (230 V AC)
Input fuse	4 A (slow-blow, internal)
Type of protection	Transient surge protection
Protective circuit/component	Varistor

Output data

Nominal output voltage	24 V DC ±2 %
Setting range of the output voltage (U_{Set})	22 V DC ... 28 V DC (max. power ≤ 120 W)
Nominal output current (I_N)	5 A
Derating	-20 °C ... -10 °C (2 % / °C)
	> 40 °C (1.67 % / °C, 115 V AC)
	> 50 °C (2.5 % / °C, 230 V AC)
Max. capacitive load	8000 µF
Active current limitation	105% - 150% of the max. output power (in the event of short circuit)
Residual ripple	< 120 mV _{PP} (-10 °C ... +70 °C)
	< 240 mV _{PP} (-20 °C ... -10 °C)
Output power	120 W
Typical response time	200 ms
Maximum power dissipation in no-load condition	0.65 W (115 V AC / 230 V AC)
Power loss nominal load max.	13.3 W (115 V AC / 230 V AC)

General

Net weight	0.54 kg
Operating voltage display	Green LED
Efficiency	85 % (115 V AC)
	88 % (230 V AC)
Insulation voltage input/output	3 kV AC
Insulation voltage input / PE	2 kV AC

Power supply unit - ESSENTIAL-PS/1AC/24DC/120W/EE - 2910586

Technical data

General

Insulation voltage output / PE	0.5 kV AC
Protection class	I (with PE connection)
Degree of protection	IP20
MTBF (Telcordia SR-332)	> 700000 h
Assembly instructions	alignable: horizontally 10 mm, vertically 50 mm

Connection data, input

Connection method	Screw connection
Conductor cross section AWG min.	18
Conductor cross section AWG max.	8
Stripping length	7 mm

Connection data, output

Connection method	Screw connection
Conductor cross section AWG min.	24
Conductor cross section AWG max.	12
Stripping length	7 mm

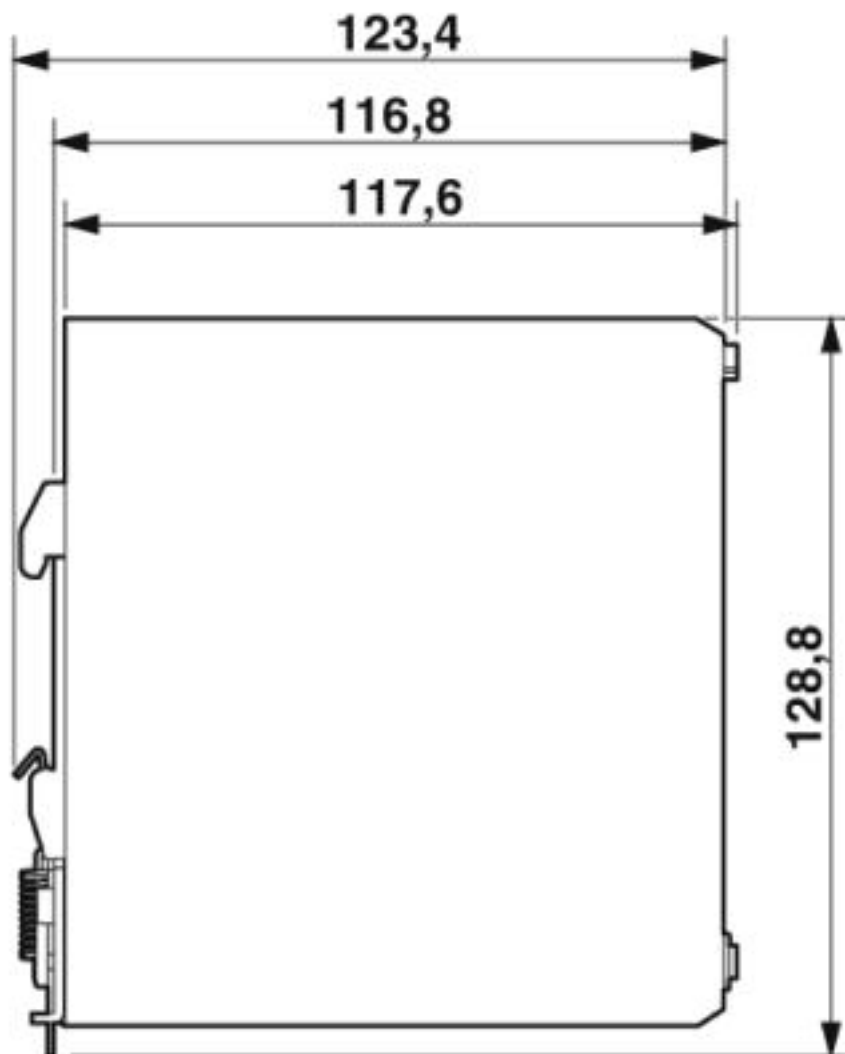
Standards and Regulations

Electromagnetic compatibility	Conformance with EMC Directive 2014/30/EU
Noise emission	EN 55011 (EN 55022) Class B
Noise immunity	EN 61000-6-2
	EN 61000-6-1
Standards/regulations	EN 61000-6-3
Low Voltage Directive	Conformance with Low Voltage Directive 2014/35/EC
Standard - Electrical safety	EN 60950-1
Standard – Safety extra-low voltage	EN 60950-1 (SELV)
UL approvals	UL/C-UL listed UL 508
Shock	IEC 60068-2-27, 27, half sinusoidal wave: 50g for 11 ms; 3x per direction, 9x overall
Vibration (operation)	IEC 60068-2-6, sinusoidal waves: 10 Hz ... 500 Hz, 19,6 m/s ² (2g peak), 10 min. per cycle, 60 min. in the X direction
Approval - requirement of the semiconductor industry with regard to mains voltage dips	SEMI F47 - 0706 (200 V AC)

Drawings

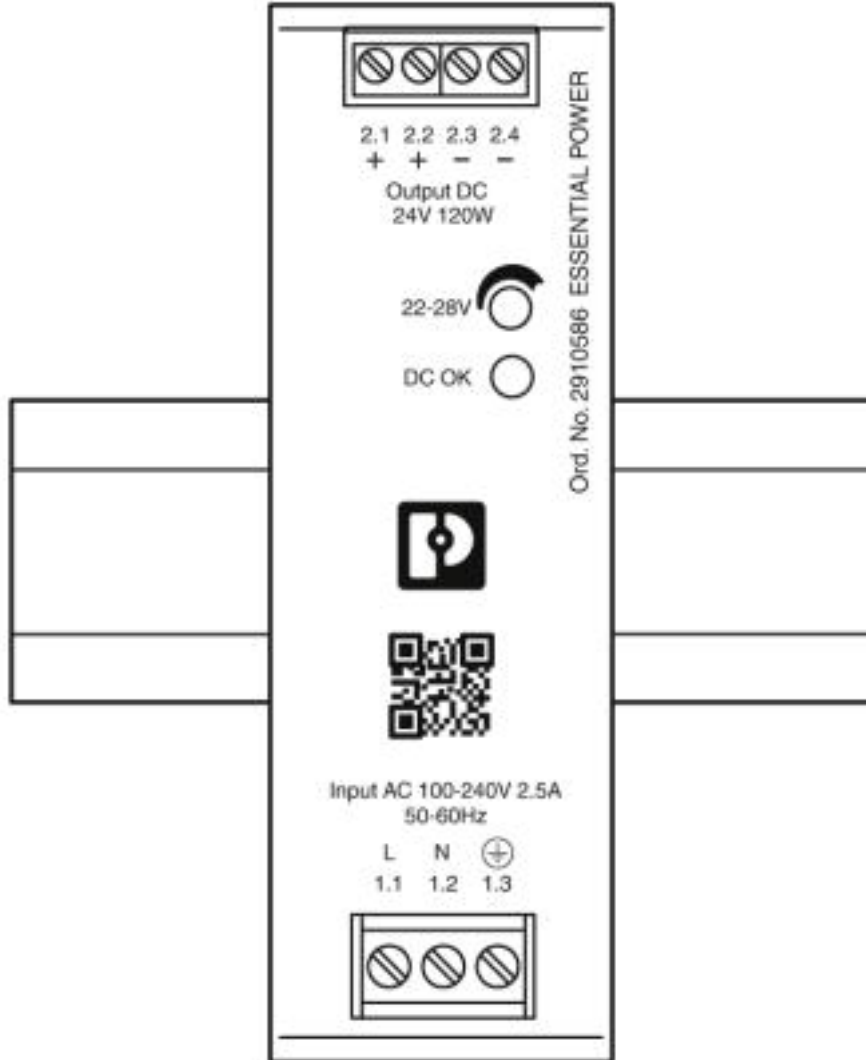
Power supply unit - ESSENTIAL-PS/1AC/24DC/120W/EE - 2910586

Dimensional drawing



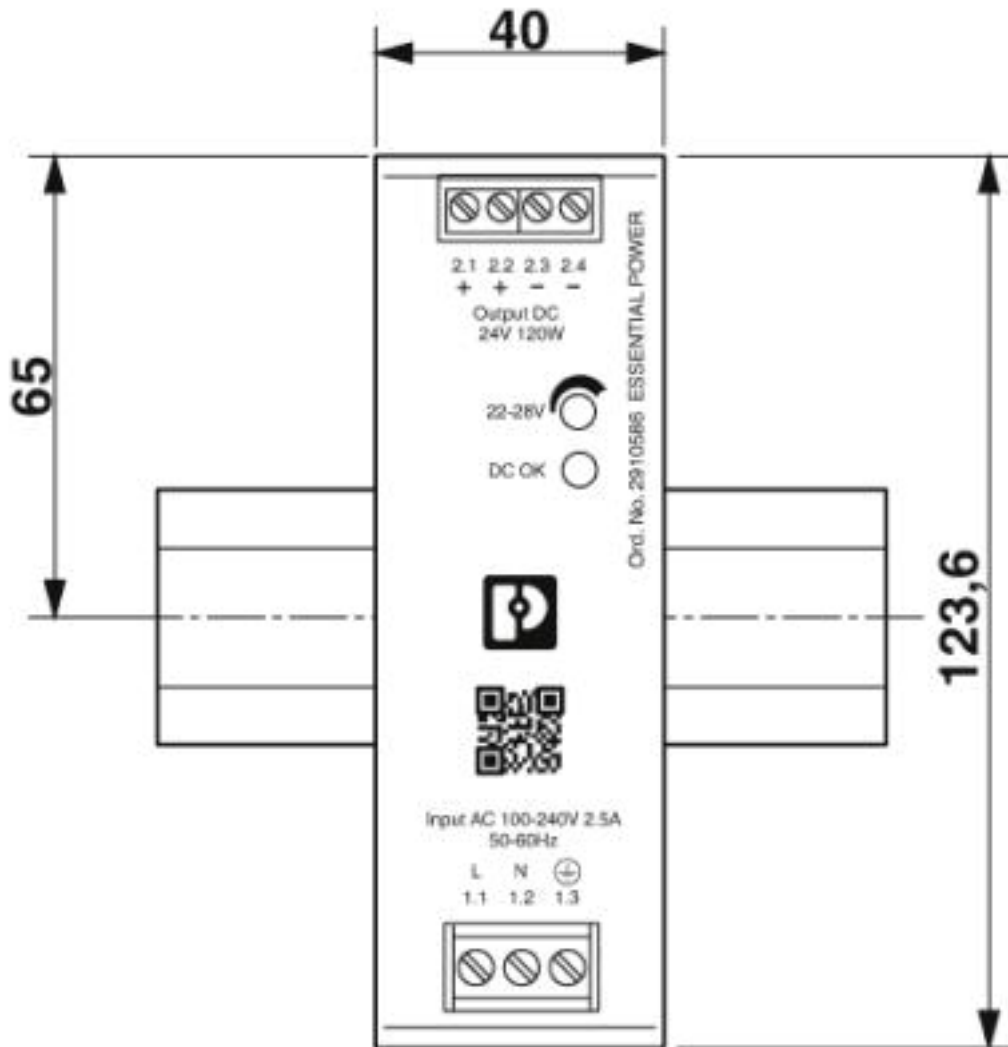
Power supply unit - ESSENTIAL-PS/1AC/24DC/120W/EE - 2910586

Schematic diagram

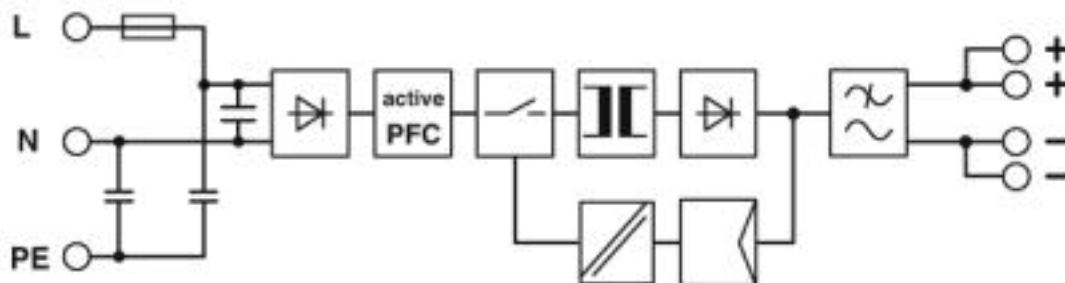


Power supply unit - ESSENTIAL-PS/1AC/24DC/120W/EE - 2910586

Dimensional drawing

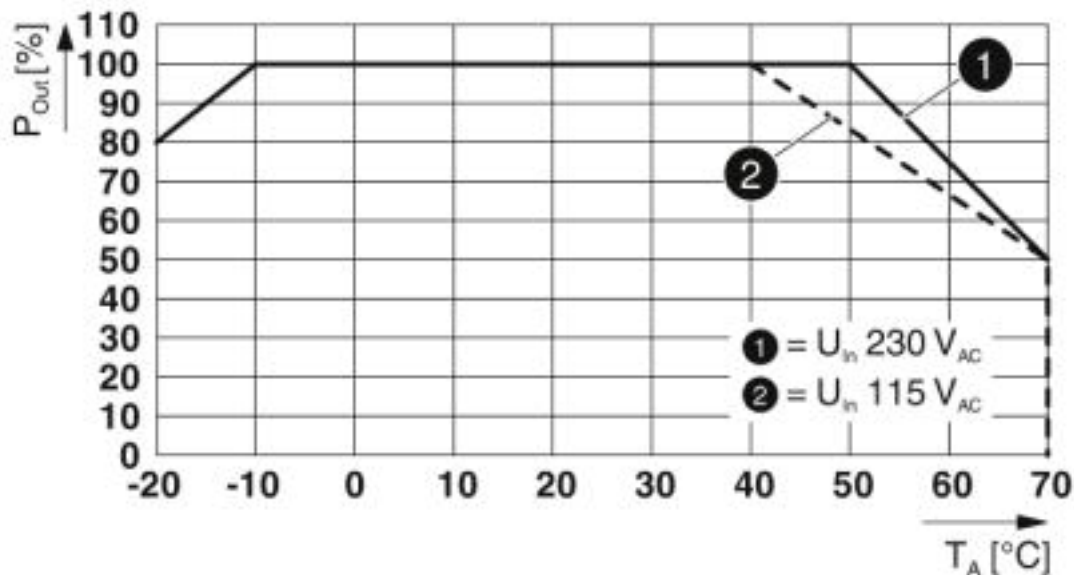


Block diagram

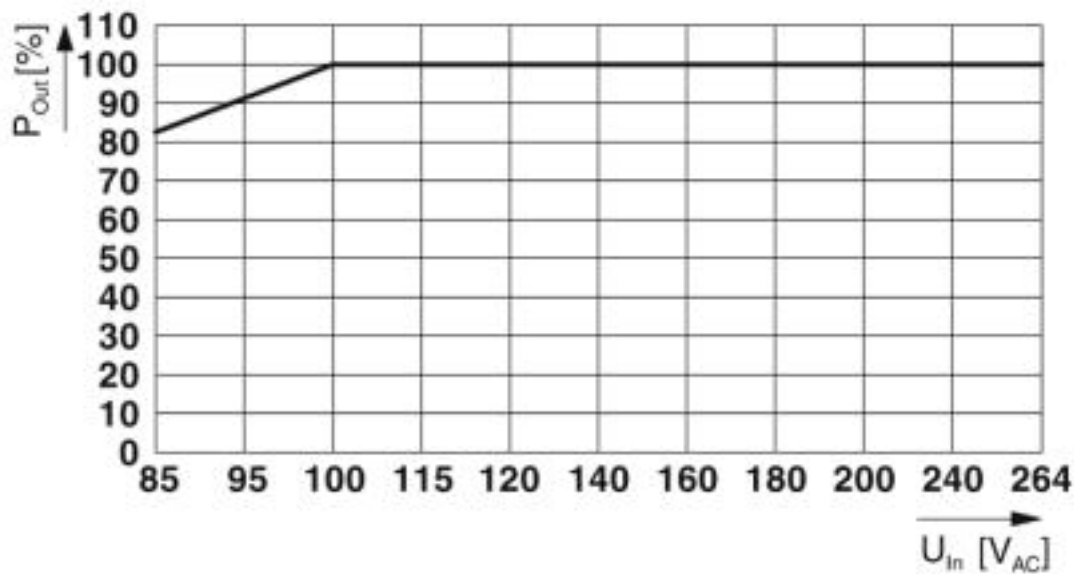


Power supply unit - ESSENTIAL-PS/1AC/24DC/120W/EE - 2910586

Diagram



Diagram



Classifications

eCl@ss

eCl@ss 5.1	27049002
eCl@ss 9.0	27040701

Approvals

Approvals

Power supply unit - ESSENTIAL-PS/1AC/24DC/120W/EE - 2910586


Approvals

Approvals

EAC

Ex Approvals

Approval details

EAC		EAC*DE*08*02578
-----	---	-----------------

Accessories

Accessories

Device protection

Type 3 surge protection device - PLT-EE-T3-230-FM - 2910544



Pluggable device protection, according to type 3/Class III, for 1-phase power supply networks with separate N and PE (3-conductor system: L1, N, PE) with remote indication contact.

Type 3 surge protection device - PLT-EE-T3-24-FM - 2910540



Pluggable device protection, according to type 3/Class III, for 1-phase power supply networks with separate N and PE (3-conductor system: L1, N, PE) with remote indication contact.
