

Valve connectors - SACC-V-4CON-PG7/CI - 1527977


Please be informed that the data shown in this PDF Document is generated from our Online Catalog. Please find the complete data in the user's documentation. Our General Terms of Use for Downloads are valid (<http://phoenixcontact.com/download>)



Valve connectors, Universal, 4-position, Valve connector CI (9.4 mm), Screw connection, cable gland Pg9, external cable diameter 4 mm ... 6 mm



Key Commercial Data

Packing unit	1 pc
GTIN	 4 017918 981068
GTIN	4017918981068
Weight per Piece (excluding packing)	13.000 g
Custom tariff number	85366990
Country of origin	Hungary

Technical data

Dimensions

External diameter	4 mm ... 6 mm
-------------------	---------------

Ambient conditions

Ambient temperature (operation)	-30 °C ... 100 °C (connector)
Degree of protection	IP65

General

Note	NOTE: Observe the permissible bending radii when laying conductors, since the degree of protection may be put in jeopardy if the bending forces are too high. Alleviate mechanical loads upstream of the connector, e.g. by using cable ties.
Rated current at 40°C	10 A
Rated voltage	250 V AC 250 V DC
Number of positions	4
Insulation resistance	≥ 100 MΩ
Signal type/category	Universal

Valve connectors - SACC-V-4CON-PG7/CI - 1527977

Technical data

General

Status display	No
Protective circuit/component	unwired
Overvoltage category	II
Degree of pollution	3
Connection method	Screw connection
Conductor cross section	0.34 mm ² ... 1.5 mm ²
Conductor cross section AWG	22 ... 16
Insertion/withdrawal cycles	50 (Valve connector)

Material

Flammability rating according to UL 94	HB
Valve plug contact material	CuSn
Valve plug contact surface material	Ni
Valve plug contact insert material	PA6
Material housing valve plug	PA6
Sealing material	NBR

Standards and Regulations

Flammability rating according to UL 94	HB
--	----

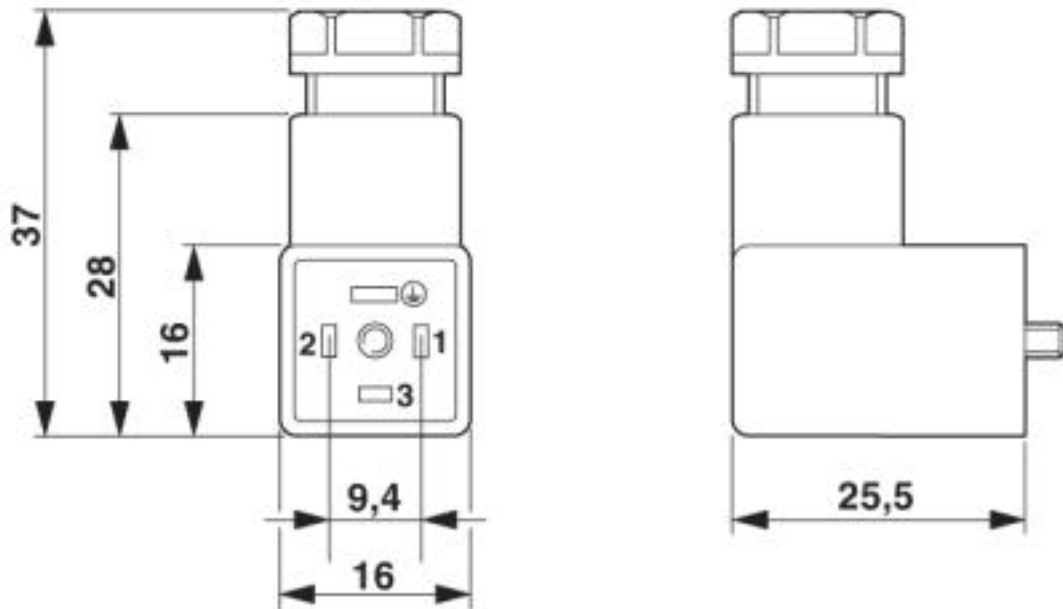
Environmental Product Compliance

REACH SVHC	Lead 7439-92-1
China RoHS	Environmentally Friendly Use Period = 50
	For details about hazardous substances go to tab "Downloads", Category "Manufacturer's declaration"

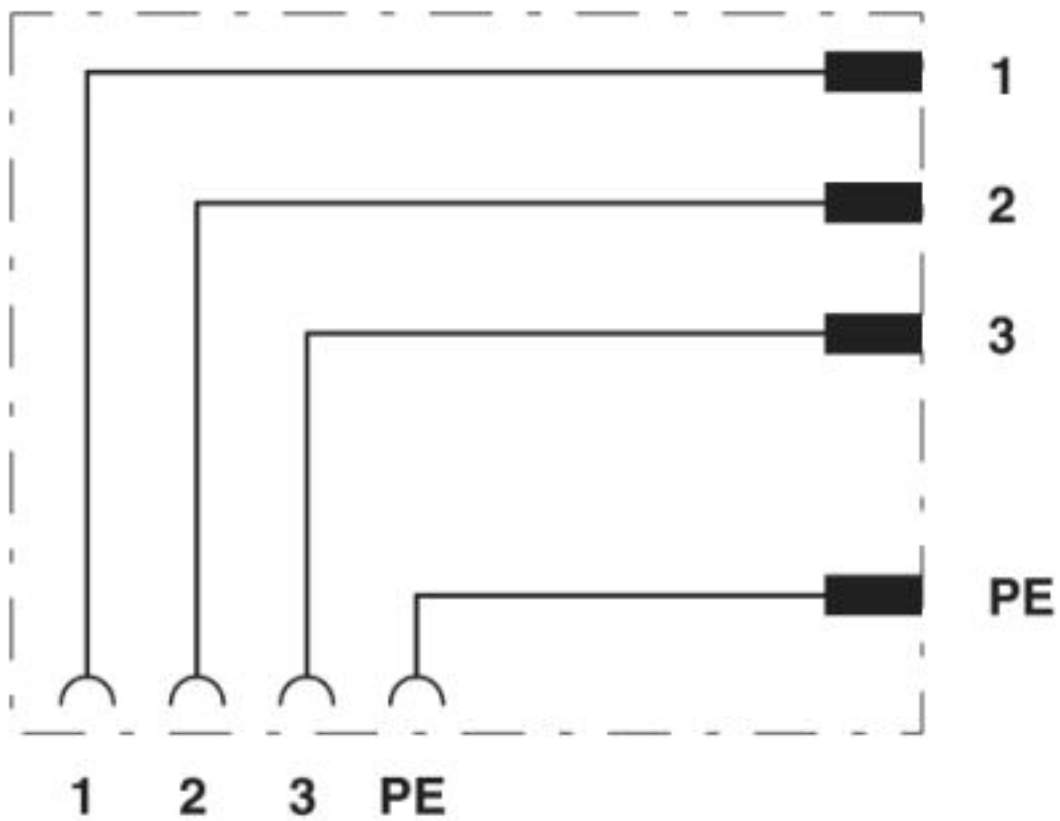
Drawings

Valve connectors - SACC-V-4CON-PG7/CI - 1527977

Dimensional drawing



Circuit diagram



Valve connectors - SACC-V-4CON-PG7/CI - 1527977

Classifications

eCl@ss

eCl@ss 4.0	27140800
eCl@ss 4.1	27140800
eCl@ss 5.0	27143400
eCl@ss 5.1	27143400
eCl@ss 6.0	27279200
eCl@ss 7.0	27440104
eCl@ss 8.0	27440104
eCl@ss 9.0	27440105

ETIM

ETIM 2.0	EC001121
ETIM 3.0	EC002062
ETIM 4.0	EC002062
ETIM 5.0	EC002062
ETIM 6.0	EC002925
ETIM 7.0	EC002925

UNSPSC

UNSPSC 6.01	31251501
UNSPSC 7.0901	31251501
UNSPSC 11	31251501
UNSPSC 12.01	31251501
UNSPSC 13.2	32151909
UNSPSC 19.0	31251501
UNSPSC 20.0	31251501
UNSPSC 21.0	31251501

Approvals

Approvals

Approvals

EAC / EAC


Ex Approvals

Approval details

Valve connectors - SACC-V-4CON-PG7/CI - 1527977

Approvals

EAC		RU C- DE.AI30.B.01102
-----	---	--------------------------

EAC		RU C- DE.BL08.B.00511
-----	---	--------------------------