

## Europe connectors - EC 4 TR - 3240170


Please be informed that the data shown in this PDF Document is generated from our Online Catalog. Please find the complete data in the user's documentation. Our General Terms of Use for Downloads are valid (<http://phoenixcontact.com/download>)



Polyamide Europe terminal strip, transparent, for connecting solid conductors and stranded conductors with ferrules with a cross section of 0.5 to 4 mm<sup>2</sup>

RoHS

### Key Commercial Data

Packing unit	10 pc
Minimum order quantity	10 pc
GTIN	 4 046356 457064
GTIN	4046356457064
Weight per Piece (excluding packing)	19.410 g
Custom tariff number	85369010
Country of origin	Austria

### Technical data

#### General

Number of positions	12
Number of levels	1
Number of connections	24
Nominal cross section	4 mm <sup>2</sup>
Color	transparent
Insulating material	PA
Flammability rating according to UL 94	V2
Ambient temperature (operation)	-40 °C ... 110 °C
Maximum load current	32 A (with 4 mm <sup>2</sup> conductor cross section)
Nominal current I <sub>N</sub>	32 A (with 4 mm <sup>2</sup> conductor cross section)
Nominal voltage U <sub>N</sub>	450 V (Only use secured in place.)
Open side panel	No

#### Dimensions

# Europe connectors - EC 4 TR - 3240170

## Technical data

### Dimensions

Width	16.2 mm
Length	93.6 mm
Height	13.4 mm
Depth	16.2 mm
Drill hole spacing	8.1 mm
Pitch	8.1 mm

### Connection data

Connection method	Screw connection
Screw thread	M2,6
Stripping length	5 mm
Tightening torque, min	0.4 Nm
Tightening torque max	0.5 Nm
Conductor cross section solid min.	0.5 mm <sup>2</sup>
Conductor cross section solid max.	4 mm <sup>2</sup>
Conductor cross section AWG min.	20
Conductor cross section AWG max.	12
Conductor cross section flexible min.	0.5 mm <sup>2</sup>
Conductor cross section flexible max.	4 mm <sup>2</sup>
Min. AWG conductor cross section, flexible	20
Max. AWG conductor cross section, flexible	12
Conductor cross section flexible, with ferrule without plastic sleeve min.	0.5 mm <sup>2</sup>
Conductor cross section flexible, with ferrule without plastic sleeve max.	1.5 mm <sup>2</sup>
Conductor cross section flexible, with ferrule with plastic sleeve min.	0.5 mm <sup>2</sup>
Conductor cross section flexible, with ferrule with plastic sleeve max.	1 mm <sup>2</sup>
2 conductors with same cross section, solid min.	0.5 mm <sup>2</sup>
2 conductors with same cross section, solid max.	0.75 mm <sup>2</sup>
Two conductors with the same cross section, flexible, with TWIN ferrules, with plastic sleeve, maximum	0.5 mm <sup>2</sup>

### Standards and Regulations

Connection in acc. with standard	CUL
Flammability rating according to UL 94	V2

### Environmental Product Compliance

	Lead 7439-92-1
--	----------------

## Classifications

### eCl@ss

eCl@ss 4.0	27141100
eCl@ss 4.1	27141100
eCl@ss 5.0	27141100

## Europe connectors - EC 4 TR - 3240170

### Classifications

#### eCl@ss

eCl@ss 5.1	27141100
eCl@ss 6.0	27141100
eCl@ss 7.0	27141106
eCl@ss 8.0	27141106
eCl@ss 9.0	27141106

#### ETIM

ETIM 3.0	EC001284
ETIM 4.0	EC001284
ETIM 5.0	EC001284
ETIM 6.0	EC001284
ETIM 7.0	EC001284

#### UNSPSC

UNSPSC 6.01	30212109
UNSPSC 7.0901	27121703
UNSPSC 11	27121703
UNSPSC 12.01	27121703
UNSPSC 13.2	39121409
UNSPSC 18.0	39121409
UNSPSC 19.0	39121409
UNSPSC 20.0	39121409
UNSPSC 21.0	39121409

### Approvals


#### Approvals

#### Approvals

UL Recognized / cUL Recognized / EAC / EAC / cULus Recognized

#### Ex Approvals

#### Approval details

UL Recognized		<a href="http://database.ul.com/cgi-bin/XYV/template/LISEXT/1FRAME/index.htm">http://database.ul.com/cgi-bin/XYV/template/LISEXT/1FRAME/index.htm</a>	FILE E 60425
	B	C	D
Nominal voltage UN	300 V	300 V	300 V


## Europe connectors - EC 4 TR - 3240170

### Approvals

	B	C	D
Nominal current IN	20 A	20 A	20 A
mm <sup>2</sup> /AWG/kcmil	22-12	22-12	22-12

cUL Recognized		<a href="http://database.ul.com/cgi-bin/XYV/template/LISEXT/1FRAME/index.htm">http://database.ul.com/cgi-bin/XYV/template/LISEXT/1FRAME/index.htm</a>	FILE E 60425
----------------	---	---	--------------

	B	C	D
Nominal voltage UN	300 V	300 V	300 V
Nominal current IN	20 A	20 A	20 A
mm <sup>2</sup> /AWG/kcmil	22-12	22-12	22-12

EAC		RU C- DE.AI30.B.01102
-----	---	--------------------------

EAC		RU C- DE.BL08.B.00534
-----	---	--------------------------

cULus Recognized	
------------------	---