

LED enclosure light - PLD E 608 W 315/E - 2702228

Please be informed that the data shown in this PDF Document is generated from our Online Catalog. Please find the complete data in the user's documentation. Our General Terms of Use for Downloads are valid (<http://phoenixcontact.com/download>)



LED enclosure light, AC wide-range input, color temperature 4000 K, with motion sensor, type E socket (e.g., for France and Belgium)


Product Description

The LED light is designed to illuminate the interior of control cabinets. The integrated optics ensure optimum illumination of the control cabinet. Tool-free assembly using the integrated retaining hook system. This allows several lights to be successively switched. Switching the light on and off takes place via an integrated motion sensor.

Your advantages

- ✓ Tool-free mounting, thanks to the patented snap-in hook system
- ✓ Worldwide use, thanks to AC wide range input
- ✓ Integrated motion detector saves on MRP and installation costs for door position switches
- ✓ Socket enables the operation of external devices even when power is disconnected to the control cabinet
- ✓ Series connection reduces cabling effort for control cabinets arranged in series
- ✓ Optimum lighting of the control cabinet, thanks to integrated optics
- ✓ LED service life of 50,000 h (L70 value) prevents bulb replacement

Key Commercial Data

Packing unit	1 pc
GTIN	 4 055626 057521
GTIN	4055626057521
Weight per Piece (excluding packing)	886.900 g
Custom tariff number	94054039
Country of origin	Germany

Technical data

Note

Utilization restriction	EMC: class A product, see manufacturer's declaration in the download area
-------------------------	---

Dimensions

LED enclosure light - PLD E 608 W 315/E - 2702228

Technical data

Dimensions

Width	91 mm
Height	44 mm
Length	315.4 mm

Ambient conditions

Ambient temperature (operation)	-25 °C ... 60 °C
Ambient temperature (storage/transport)	-40 °C ... 85 °C
Permissible humidity (operation)	5 % ... 95 %
Permissible humidity (storage/transport)	5 % ... 95 %
Air pressure (operation)	70 kPa ... 106 kPa (up to 3000 m above sea level)
Air pressure (storage/transport)	70 kPa ... 106 kPa (up to 3000 m above sea level)
Degree of protection	IP20

General

Socket	Type E
Housing material	Plastic
Assembly instructions	Magnet attachment available as an accessory Screw fixings available as accessories
Color	traffic grey A RAL 7042
Net weight	886.9 g
Mounting type	Snap-in hook system
Mounting position	any
Can be used as typical for the country	France Belgium Poland

Power supply for module electronics

Connection method	Installation coupler
Number of positions	3
Supply voltage range	85 V AC ... 265 V AC (50/60 Hz) 100 V AC ... 250 V AC (50/60 Hz, nominal voltage)
Current consumption	max. 16 A (from the socket)
Power consumption	9.8 W

Light properties

Source of light type	LED
Number of LEDs	23
Service life, lighting appliance	50,000 h (L70)
Light color	Neutral white
Color temperature / wavelength	4000 K
Color rendering index	85
Luminous flux	685 lm (Net luminous flux)
Illumination	max. 1255 lx (50 cm distance)

LED enclosure light - PLD E 608 W 315/E - 2702228

Technical data

Motion detector

Detection range	1.5 m ±0.25 m
Detection angle	35 ° ±5° (Horizontal and vertical)
Lighting duration	180 s (Retriggered)

Standards and Regulations

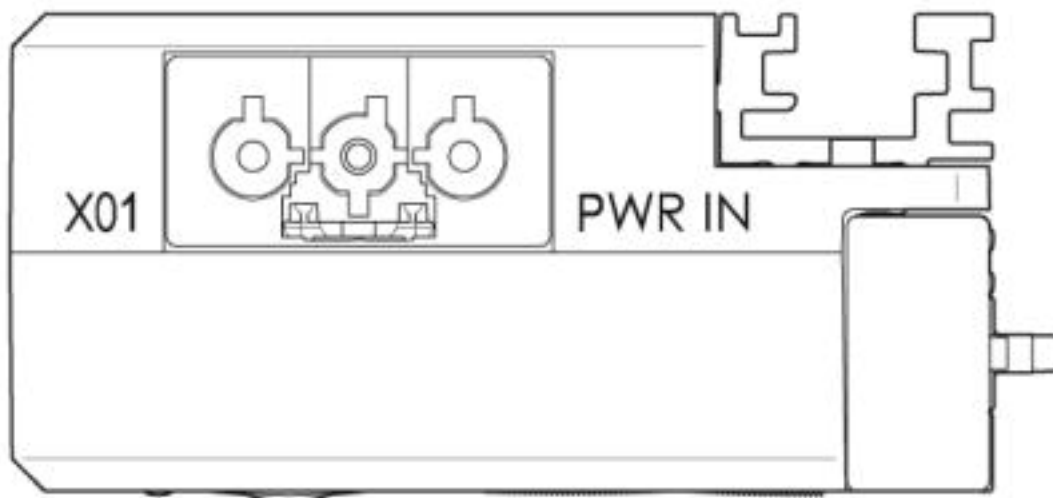
Mechanical tests	Vibration resistance in acc. with EN 60068-2-6/IEC 60068-2-6 5g
	Shock in acc. with EN 60068-2-27/IEC 60068-2-27 25g, 11 ms period, half-sine shock pulse
	Continuous shock according to EN 60068-2-27/IEC 60068-2-27 10g
Protection class	I

Environmental Product Compliance

China RoHS	Environmentally friendly use period: unlimited = EFUP-e
	No hazardous substances above threshold values

Drawings

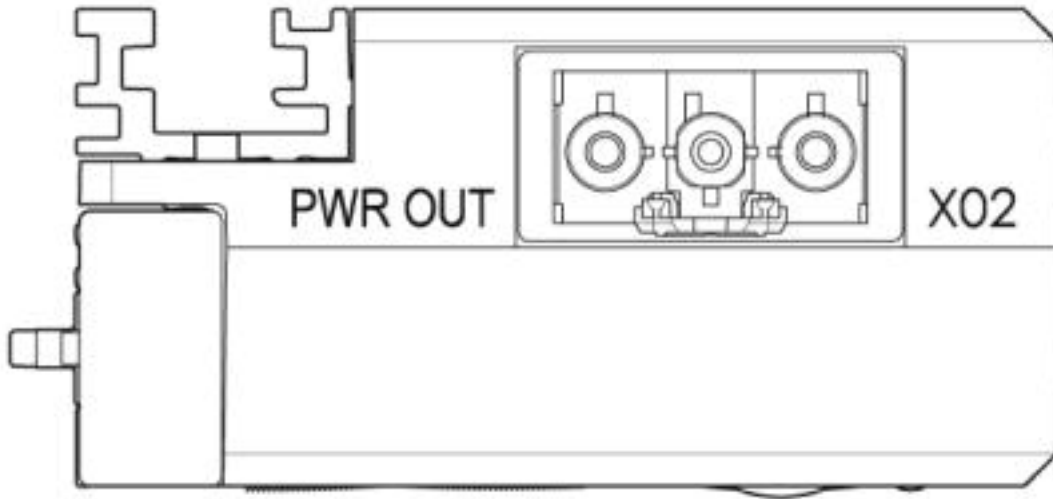
Connection diagram



Connection of the supply voltage of a light

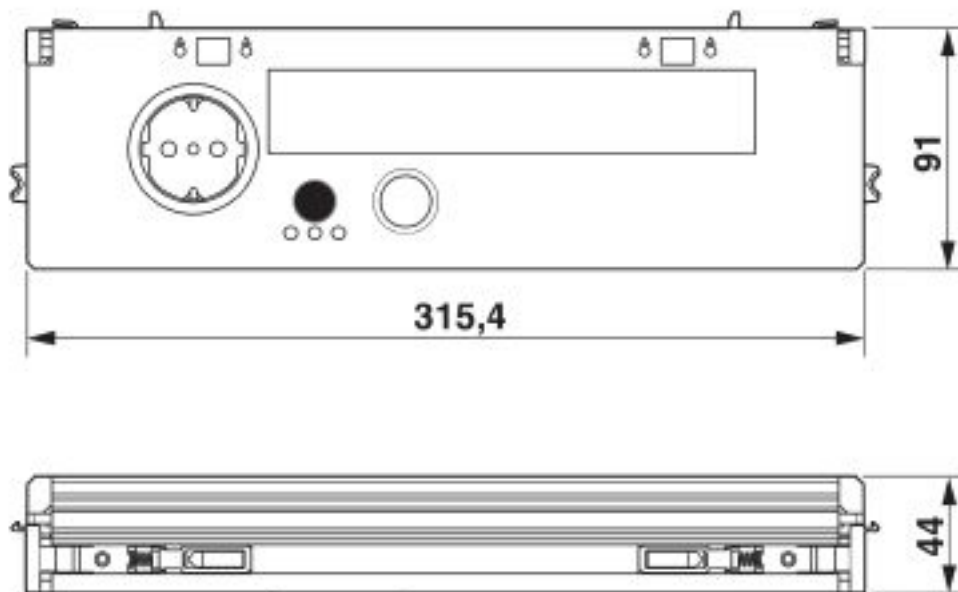
LED enclosure light - PLD E 608 W 315/E - 2702228

Connection diagram



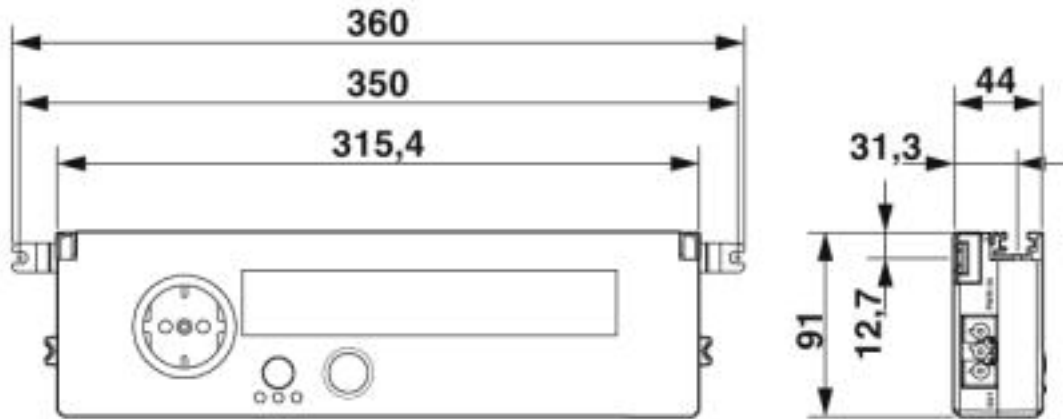
Forwarding of the supply voltage with the series connection of lights

Dimensional drawing



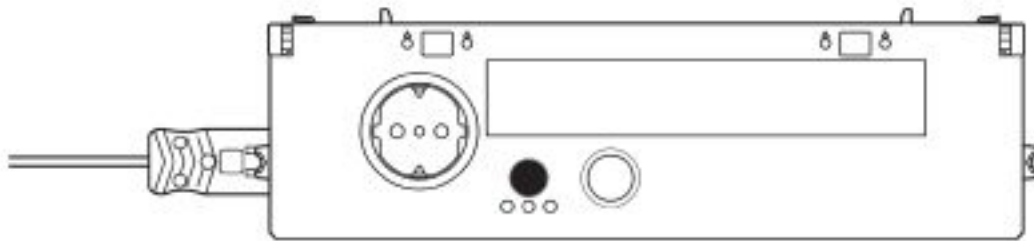
LED enclosure light - PLD E 608 W 315/E - 2702228

Dimensional drawing



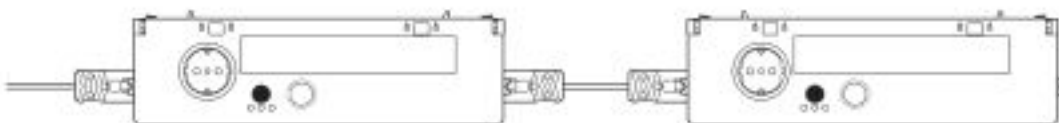
Dimensional drawing for screw mounting

Schematic diagram



Connection of a light

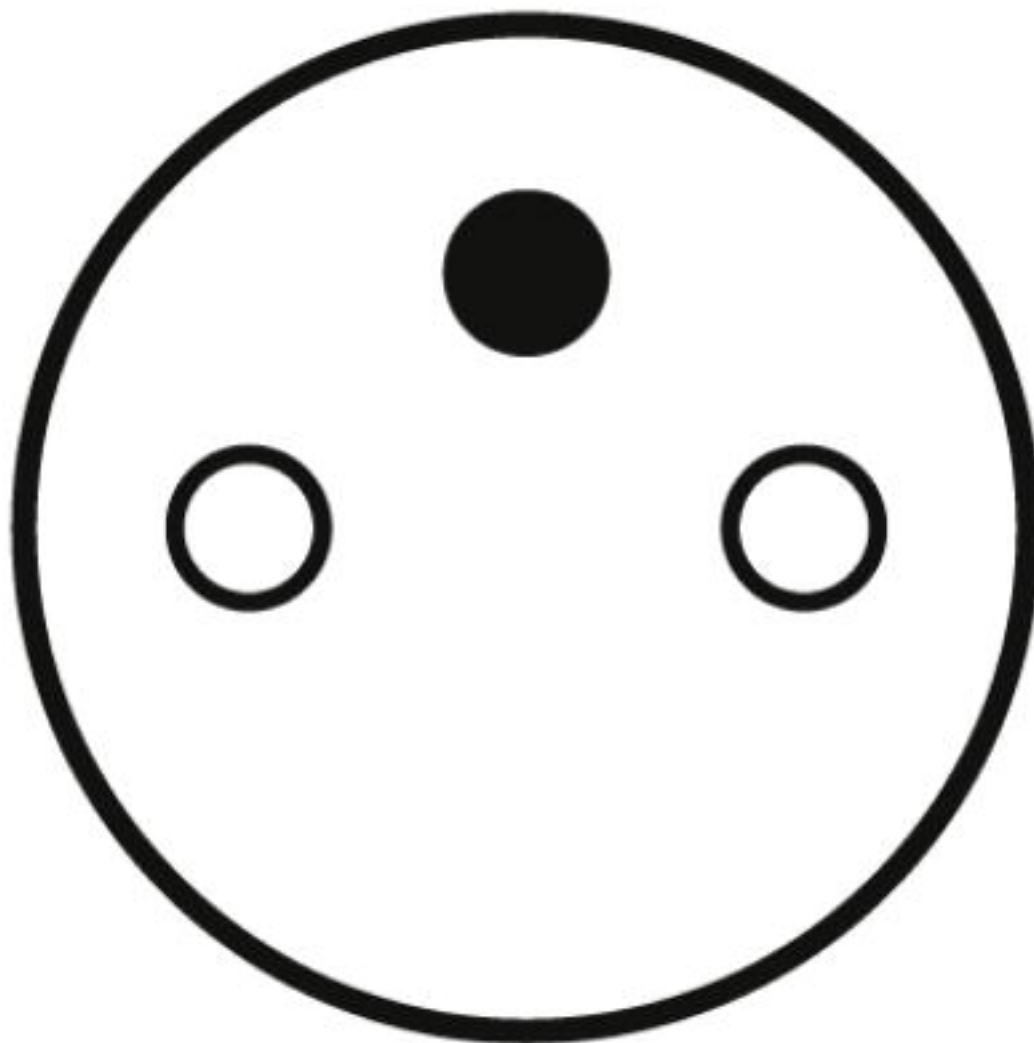
Schematic diagram



Series connection of two lights

LED enclosure light - PLD E 608 W 315/E - 2702228

Schematic diagram



Type E socket (CEE 7/5)

Classifications

eCl@ss

eCl@ss 5.0	27189200
eCl@ss 5.1	27189200
eCl@ss 6.0	27189200
eCl@ss 7.0	27189241
eCl@ss 8.0	27189241
eCl@ss 9.0	27189241

ETIM

ETIM 4.0	EC000321
----------	----------

LED enclosure light - PLD E 608 W 315/E - 2702228

Classifications

ETIM

ETIM 5.0	EC000321
ETIM 6.0	EC000321
ETIM 7.0	EC000321

Accessories

Accessories

Installation connector

Connector - PLD E 608-CO-MS - 2702308



Connector for series connection, black, 3-pos.

Connector - PLD E 608-CO-FS - 2702309



Socket for power supply and series connection, black, 3-pos.

Mounting material

Mounting material - PLD E 608-ME MM - 2702315



Set for magnetic mounting of class 600 PLD enclosure lights

Mounting material - PLD E 608-ME SM - 2702316



Set for screw mounting of class 600 PLD enclosure lights, including screws

LED enclosure light - PLD E 608 W 315/E - 2702228

Accessories

Mounting material - PLD E 608-ME SFM - 2702317



Set consisting of two mounting carriages with snap-in hooks for class 600 PLD enclosure lights (replacement part)

Power cable

Power cable - PLD E 608-CA-3,0/FS AM - 2702302



Power cable, 3-position, PVC, orange RAL 2004, free cable end, on Socket straight, black, cable length: 3 m

Power cable - PLD E 608-CA-MS/0,6/FS AM - 2702303



Power cable, 3-position, PVC, orange RAL 2004, Plug straight, black, on Socket straight, black, cable length: 0.6 m

Power cable - PLD E 608-CA-MS/1,0/FS AM - 2702304



Power cable, 3-position, PVC, orange RAL 2004, Plug straight, black, on Socket straight, black, cable length: 1 m

Power cable - PLD E 608-CA-MS/4,0/FS AM - 2702305



Power cable, 3-position, PVC, orange RAL 2004, Plug straight, black, on Socket straight, black, cable length: 4 m

Power distributor

LED enclosure light - PLD E 608 W 315/E - 2702228

Accessories

T distributor - PLD E 608-CO-MS/FS/FR - 2702310



T-distributor with 2 sockets and one connector for series connection, black, 3-pos.
