

# Surge protection device - PT-IQ-1X2-TELE-UT - 2800769


Please be informed that the data shown in this PDF Document is generated from our Online Catalog. Please find the complete data in the user's documentation. Our General Terms of Use for Downloads are valid (<http://phoenixcontact.com/download>)



Surge protective device, consisting of plug and base element, with integrated multi-stage status indicator on the module, for protecting a double wire for analog and digital telecommunications interfaces (VDSL up to 50 Mbps, on short paths (< 300 m) up to 100 Mbps).



## Key Commercial Data

Packing unit	1 pc
GTIN	 4 046356 645072
GTIN	4046356645072
Weight per Piece (excluding packing)	78.000 g
Custom tariff number	85363010
Country of origin	Germany

## Technical data

### Dimensions

Height	91.1 mm
Width	17.7 mm
Depth	77.5 mm (incl. DIN rail 7.5 mm)
Horizontal pitch	1 Div.

### Ambient conditions

Ambient temperature (operation)	-40 °C ... 70 °C
Ambient temperature (storage/transport)	-40 °C ... 85 °C
Altitude	≤ 4000 m (amsl (above mean sea level))
Degree of protection	IP20

### General

Housing material	PA 6.6
Flammability rating according to UL 94	V-0
Color	jet black RAL 9005
Mounting type	DIN rail: 35 mm

# Surge protection device - PT-IQ-1X2-TELE-UT - 2800769

## Technical data

### General

Type	DIN rail module, two-section, divisible
Direction of action	Line-Line & Line-Earth Ground

### Protective circuit

IEC test classification	C1
	C2
	C3
	D1
	B2
VDE requirement class	C1
	C2
	C3
	D1
	B2
Nominal voltage $U_N$	180 V DC
Maximum continuous voltage $U_C$	180 V DC
Rated current	150 mA (25 °C)
Operating effective current $I_C$ at $U_C$	$\leq 1 \mu A$
Residual current $I_{PE}$	$\leq 1 \mu A$
Nominal discharge current $I_n$ (8/20) $\mu s$ (line-line)	10 kA
Nominal discharge current $I_n$ (8/20) $\mu s$ (line-earth)	10 kA
Pulse discharge current $I_{imp}$ (10/350) $\mu s$ (line-earth)	2.5 kA
Total discharge current $I_{total}$ (8/20) $\mu s$	20 kA
Voltage protection level $U_p$ (line-line)	$\leq 290$ V (B2 - 100 A)
	$\leq 290$ V (C1 - 1 kV)
	$\leq 290$ V (C2 - 10 kV)
	$\leq 300$ V (C2 - 10 kA)
	$\leq 290$ V (C3 - 50 A)
Voltage protection level $U_p$ (line-earth)	$\leq 500$ V (B2 - 100 A)
	$\leq 600$ V (C1 - 1 kV)
	$\leq 600$ V (C2 - 10 kV)
	$\leq 650$ V (C2 - 10 kA)
	$\leq 700$ V (C3 - 50 A)
Response time $t_A$ (line-line)	$\leq 1$ ns
Response time $t_A$ (line-earth)	$\leq 100$ ns
Input attenuation aE, sym.	typ. 0.3 dB ( $\leq 5$ MHz / 150 $\Omega$ )
Cut-off frequency $f_g$ (3 dB), sym. in 150 Ohm system	typ. 25 MHz
Capacity (line-line)	typ. 60 pF
Resistance per path	1.2 $\Omega \pm 5\%$
Surge protection fault message	Optical, multi-stage
Max. required back-up fuse	150 mA (slow-blow)

## Surge protection device - PT-IQ-1X2-TELE-UT - 2800769

### Technical data

#### Protective circuit

Impulse durability (line-line)	C1 - 500 A
	C2 - 10 kA
	C3 - 50 A
	B2 - 100 A
Impulse durability (line-earth)	C1 - 500 A
	C2 - 10 kA
	C3 - 50 A
	B2 - 100 A
	D1 - 2.5 kA
Pulse reset time (line-line)	≤ 30 ms

#### Connection data

Connection method	Screw connection
Screw thread	M3
Tightening torque	0.5 Nm
Stripping length	8 mm
Conductor cross section flexible	0.2 mm <sup>2</sup> ... 2.5 mm <sup>2</sup>
Conductor cross section solid	0.2 mm <sup>2</sup> ... 4 mm <sup>2</sup>
Conductor cross section AWG	24 ... 12

#### Standards and Regulations

Standards/specifications	IEC 61643-21 2000 + A1:2008 + A2:2012
	EN 61643-21 2001 + A1:2009 + A2:2013
	EN 61000-6-2 2005
	EN 61000-6-3 2007 + A1:2011

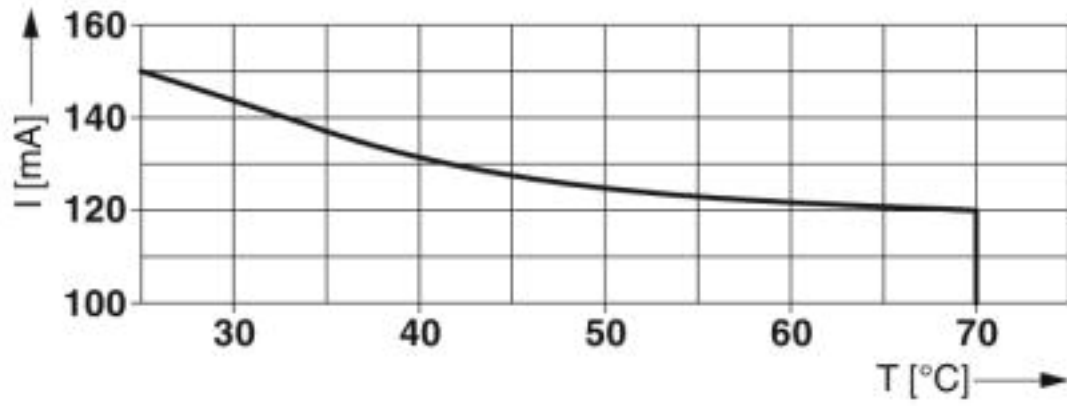
#### Environmental Product Compliance

REACH SVHC	Lead 7439-92-1
China RoHS	Environmentally Friendly Use Period = 50
	For details about hazardous substances go to tab "Downloads", Category "Manufacturer's declaration"

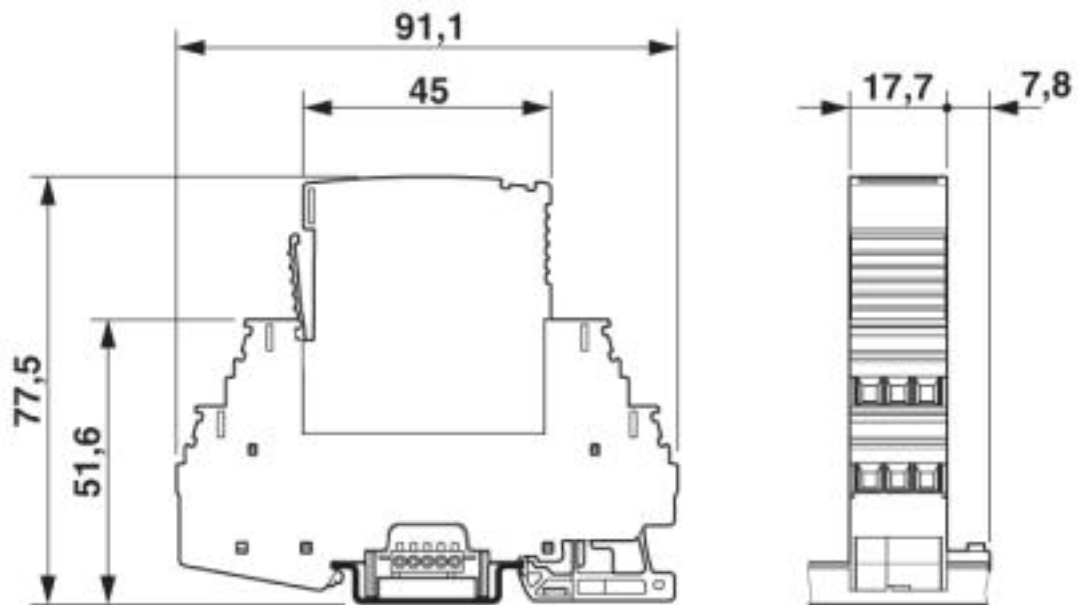
### Drawings

# Surge protection device - PT-IQ-1X2-TELE-UT - 2800769

Diagram

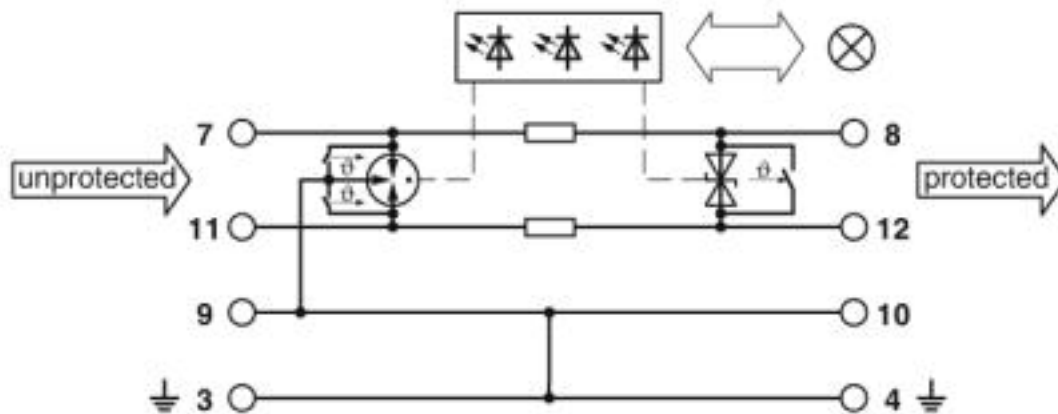


Dimensional drawing



# Surge protection device - PT-IQ-1X2-TELE-UT - 2800769

Circuit diagram



## Classifications

### eCl@ss

eCl@ss 4.0	27130800
eCl@ss 4.1	27130800
eCl@ss 5.0	27130800
eCl@ss 5.1	27130800
eCl@ss 6.0	27130800
eCl@ss 7.0	27130807
eCl@ss 8.0	27130807
eCl@ss 9.0	27130807

### ETIM

ETIM 3.0	EC000943
ETIM 4.0	EC000943
ETIM 5.0	EC000943
ETIM 6.0	EC000943
ETIM 7.0	EC000943

### UNSPSC

UNSPSC 6.01	30212010
UNSPSC 7.0901	39121610
UNSPSC 11	39121610
UNSPSC 12.01	39121610
UNSPSC 13.2	39121620
UNSPSC 18.0	39121620
UNSPSC 19.0	39121620
UNSPSC 20.0	39121620
UNSPSC 21.0	39121620

# Surge protection device - PT-IQ-1X2-TELE-UT - 2800769

## Approvals

### Approvals

---

#### Approvals

UL Listed / cUL Listed / cULus Listed

---

#### Ex Approvals

---

### Approval details

UL Listed		<a href="http://database.ul.com/cgi-bin/XYV/template/LISEXT/1FRAME/index.htm">http://database.ul.com/cgi-bin/XYV/template/LISEXT/1FRAME/index.htm</a>	FILE E 477688
-----------	--	---	---------------

cUL Listed		<a href="http://database.ul.com/cgi-bin/XYV/template/LISEXT/1FRAME/index.htm">http://database.ul.com/cgi-bin/XYV/template/LISEXT/1FRAME/index.htm</a>	FILE E 477688
------------	--	---	---------------

cULus Listed			
--------------	--	--	--

## Accessories

### Accessories

#### Device marking

Zack marker strip - ZBN 18:UNBEDRUCKT - 2809128



Zack marker strip, Strip, white, unlabeled, can be labeled with: CMS-P1-PLOTTER, PLOTMARK, mounting type: snap into tall marker groove, for terminal block width: 18 mm, lettering field size: 18 x 5 mm, Number of individual labels: 5

#### Labeled terminal marker

Zack Marker strip, flat - ZBF 5,LGS:FORTL.ZAHLEN - 0808671



Zack Marker strip, flat, Strip, white, labeled, printed horizontally: consecutive numbers 1 ... 10, 11 ... 20, etc. up to 491 ... 500, mounting type: snap into flat marker groove, for terminal block width: 5 mm, lettering field size: 5.15 x 5.15 mm, Number of individual labels: 10

## Surge protection device - PT-IQ-1X2-TELE-UT - 2800769

### Accessories

Zack Marker strip, flat - ZBF 5,LGS:GERADE ZAHLEN - 0810821



Zack Marker strip, flat, Strip, white, labeled, printed horizontally: consecutive numbers 2 ... 20, 22 ... 40, etc. up to 82 ... 100, mounting type: snap into flat marker groove, for terminal block width: 5 mm, lettering field size: 5.15 x 5.15 mm, Number of individual labels: 10

Zack Marker strip, flat - ZBF 5,LGS:UNGERADE ZAHLEN - 0810863



Zack Marker strip, flat, Strip, white, labeled, printed horizontally: Odd numbers 1 - 19, 21 - 39, etc. up to 81 - 99, mounting type: snap into flat marker groove, for terminal block width: 5 mm, lettering field size: 5.15 x 5.15 mm, Number of individual labels: 10

Zack Marker strip, flat - ZBF 5,QR:FORTL.ZAHLEN - 0808697



Zack Marker strip, flat, Strip, white, labeled, Printed vertically: consecutive numbers 1 ... 10, 11 ... 20, etc. up to 91 ... 100, mounting type: snap into flat marker groove, for terminal block width: 5 mm, lettering field size: 5.15 x 5.15 mm, Number of individual labels: 10

### Marker pen

Marker pen - X-PEN 0,35 - 0811228



Marker pen without ink cartridge, for manual labeling of markers, labeling extremely wipe-proof, line thickness 0.35 mm

### Mounting material

End clamp - E/ME TBUS NS35 GY - 2713780



End clamp, stable construction for DIN rail bus connector

### PCB plug

## Surge protection device - PT-IQ-1X2-TELE-UT - 2800769

### Accessories

Printed-circuit board connector - FK-MC 0,5/ 5-ST-2,5 - 1881354



PCB connector, nominal current: 4 A, rated voltage (III/2): 160 V, nominal cross section: 0.5 mm<sup>2</sup>, number of positions: 5, pitch: 2.5 mm, connection method: Push-in spring connection, color: green, contact surface: Tin

---

### Terminal marking

Zack Marker strip, flat - ZBF 5:UNBEDRUCKT - 0808642



Zack Marker strip, flat, Strip, white, unlabeled, can be labeled with: PLOTMARK, CMS-P1-PLOTTER, mounting type: snap into flat marker groove, for terminal block width: 5 mm, lettering field size: 5.1 x 5.2 mm, Number of individual labels: 10

Zack Marker strip, flat - ZBF 5/WH-100:UNBEDRUCKT - 0808668



Zack Marker strip, flat, Strip, white, unlabeled, can be labeled with: CMS-P1-PLOTTER, PLOTMARK, mounting type: snap into flat marker groove, for terminal block width: 5 mm, lettering field size: 5.15 x 5.15 mm, Number of individual labels: 10

---

### Necessary add-on products

Supply and remote module - PT-IQ-PTB-UT - 2800768



Module for power supply and multi-stage, floating remote signaling of connected surge protection modules.

---

### Additional products

Shield connection - SSA 3-6 - 2839295



Shield fast connection for 3 ... 6 mm cable diameter. Potential connecting cable: 200 mm, 1 mm<sup>2</sup>, color: black



## Surge protection device - PT-IQ-1X2-TELE-UT - 2800769

### Accessories

Shield connection - SSA 5-10 - 2839512



Shield fast connection for 5 ... 10 mm cable diameter. Potential connecting cable: 200 mm, 1 mm<sup>2</sup>, color: black

---

### Spare parts

Surge protection plug - PT-IQ-1X2-TELE-P - 2800782



Surge protection plug with integrated multi-stage status indicator on the module, for protecting a double wire from analog and digital telecommunications interfaces (up to 16 Mbps).

---

DIN rail bus connectors - PT-IQ-17,5-TBUS-5-2.0 - 2906878



DIN rail connector for PT-IQ system for establishing remote signaling and the power supply when a surge protection module is snapped on.