

## Wireless set - ILB BT ADIO MUX - 2702875

Please be informed that the data shown in this PDF Document is generated from our Online Catalog. Please find the complete data in the user's documentation. Our General Terms of Use for Downloads are valid (<http://phoenixcontact.com/download>)



Wireless-MUX set, two modules with 16 digital inputs and outputs and 2 analog inputs and outputs (0 - 20 mA, 0 - 10 V) each, without antennas

### Product Description


The Wireless MUX transmits 16 digital and 2 analog signals bidirectionally. The Wireless MUX is supplied ready to use: Unpack – connect – switch on – and you have a working wireless path.

### Your advantages

- ✓ Wireless diagnostics by means of bar graph
- ✓ Range of 50 m ... 100 m in industrial halls with omnidirectional antennas and up to 400 m outdoors with directional antennas
- ✓ Quick connection establishment and signal transmission
- ✓ Current Bluetooth 4.0 technology
- ✓ Plug&Play - startup without configuration
- ✓ It couldn't be simpler: unpack – connect – switch on

RoHS

### Key Commercial Data

Packing unit	1 pc
GTIN	 4 055626 369846
GTIN	4055626369846
Weight per Piece (excluding packing)	630.000 g
Custom tariff number	85176200
Country of origin	Germany

### Technical data

#### Dimensions

Width	95 mm
Height	123.4 mm
Depth	57 mm
Note on dimensions	with connectors

# Wireless set - ILB BT ADIO MUX - 2702875

## Technical data

### Ambient conditions

Ambient temperature (operation)	-25 °C ... 60 °C
Ambient temperature (storage/transport)	-25 °C ... 85 °C
Permissible humidity (operation)	95 % (non-condensing)
Permissible humidity (storage/transport)	95 %
Air pressure (operation)	795 hPa ... 1080 hPa (up to 2000 m above sea level)
Air pressure (storage/transport)	66 kPa ... 108 kPa (up to 3500 m above sea level)
Degree of protection	IP20

### Wireless interface

Wireless standard	Based on Bluetooth 4.0
Modulation type	GFSK (Gaussian Frequency Shift Keying)
Antenna connection method	RSMA (female)
Frequency range	2.402 GHz ... 2.48 GHz (ISM bandwidth)
Transmission power	5 dBm
Receiver sensitivity	-95 dBm

### Power supply for module electronics

Connection method	Inline connector
Supply voltage	24 V DC
Supply voltage range	19.2 V DC ... 30.5 V DC (via power connector)
Current consumption	60 mA (at 24 V DC, at 25 °C)
Type of protection	Polarity protection, surge protection

### Digital inputs

Input name	Digital inputs
Connection method	Spring-cage connection
Connection technology	1-wire
Number of inputs	16
	16
Nominal input voltage $U_{IN}$	24 V DC
Input voltage range "0" signal	< 5 V
Input voltage range "1" signal	> 15 V
Typical input current per channel	2.3 mA

### Digital outputs

Output name	Digital outputs
Connection method	Spring-cage connection
Connection technology	1-wire
Number of outputs	16
Protective circuit	Short-circuit protection, overload protection, protected against reverse voltages
Nominal output voltage	24 V DC
Output current	8 A

# Wireless set - ILB BT ADIO MUX - 2702875

## Technical data

### Digital outputs

Maximum output current per channel	500 mA
Nominal load, inductive	12 VA (1.2 H, 50 $\Omega$ )
Nominal load, lamp	12 W
Nominal load, ohmic	12 W (48 $\Omega$ )
Output current when switched off	$\leq 10 \mu\text{A}$ (When not loaded, a voltage can be measured even at an output that is not set.)
Behavior with overload	Auto restart
Behavior with inductive overload	Output can be destroyed
Reverse voltage resistance to short pulses	Reverse voltage proof

### Analog inputs

Description of the input	Single ended
Input name	Analog inputs
Number of inputs	2
Type of protection	Surge voltage
Measured value resolution	12 bits
Current input signal	0 mA ... 20 mA
Input resistance current input	50 $\Omega$
Voltage input signal	0 V ... 10 V
Input resistance of voltage input	130 k $\Omega$

### Analog outputs

Number of outputs	2
Output name	Analog outputs
DAC resolution	12 Bit
Current output signal	0 mA ... 20 mA
Load/output load current output	$\leq 500 \Omega$
Voltage output signal	0 V ... 10 V
Load/output load voltage output	$\geq 2 \text{ k}\Omega$

### General

Housing material	PA 6.6-FR
Mounting type	DIN rail
Color	green
Net weight	630 g
Note on weight specifications	one module, incl. connector, without antenna
Degree of pollution	2
MTTF	1458 Years (Telcordia standard, 25°C temperature, 21% operating cycle (5 days a week, 8 hours a day))
	557 Years (Telcordia standard, 40°C temperature, 34.25% operating cycle (5 days a week, 12 hours a day))
	219 Years (Telcordia standard, temperature 40 °C, operating cycle 100 % (7 days a week, 24 hours a day))
Diagnostics messages	Short-circuit or overload of the digital outputs LED

## Wireless set - ILB BT ADIO MUX - 2702875

### Technical data

#### General

	Wireless connection FS LED
	Logic and actuator voltage LED
	Link quality of the wireless connection 4 LEDs
Delay time	≤ 10 ms (Latency, typical)
	≤ 800 ms (Failsafe function for wireless interruption)
Wireless licenses	Europe, additional countries in the e-shop
Wireless licences	Belgium
	Bulgaria
	Denmark
	Germany
	Estonia
	Finland
	France
	Greece
	Great Britain
	Ireland
	Iceland
	Israel
	Italy
	Japan
	Canada
	Latvia
	Liechtenstein
	Lithuania
	Luxembourg
	Malta
	Netherlands
	Norway
	Austria
	Poland
	Portugal
	Romania
	Sweden
	Switzerland
	Singapore
	Slovakia
	Slovenia
	Spain
	South Africa
	Czech Republic

## Wireless set - ILB BT ADIO MUX - 2702875

### Technical data

#### General

	Turkey
	Hungary
	USA
	Cyprus (rep.)
Mounting type	DIN rail mounting

#### Standards and Regulations

Electromagnetic compatibility	Conformance with EMC Directive 2014/30/EU
Standards/specifications	RED directive 2014/53/EU EN 300328 EN 61000-6-4 EN 61000-6-2 EN 62311 EN 60950
Mechanical tests	Vibration resistance in acc. with EN 60068-2-6/IEC 60068-2-6 5g
	Shock in acc. with EN 60068-2-27/IEC 60068-2-27 25g, 11 ms period, half-sine shock pulse
Free from substances that could impair the application of coating	according to P-VW 3.10.7 57 65 0 VW-AUDI-Seat central standard
Standards/regulations	EN 61000-4-2
Contact discharge	± 6 kV (Test Level 3)
Standards/regulations	EN 61000-4-3
Frequency range	26 MHz ... 3 GHz (Test Level 3)
Standards/regulations	EN 61000-4-4
Comments	Criterion B
Signal	± 1 kV (Signal line, asymmetrical)
Standards/regulations	EN 61000-4-6
Frequency range	0.15 MHz ... 80 MHz
Protection class	III
Overvoltage category	II

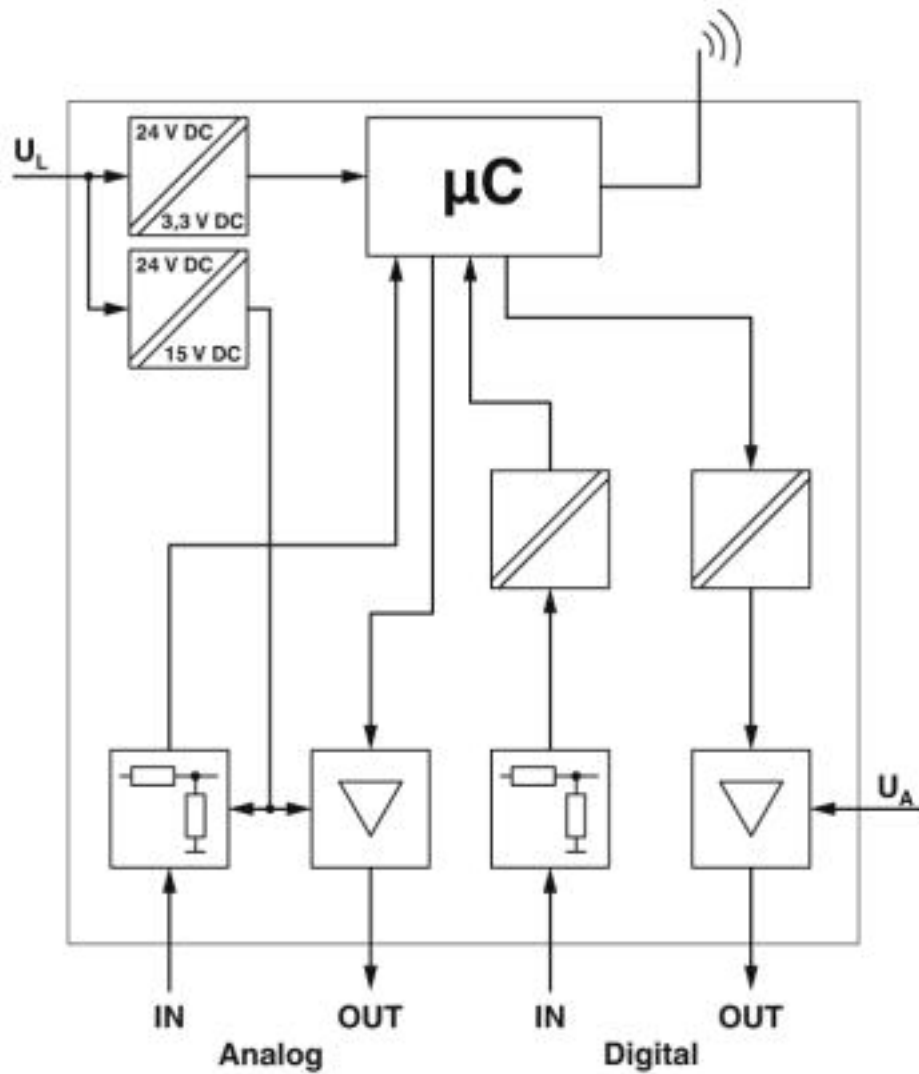
#### Environmental Product Compliance

REACH SVHC	Lead 7439-92-1
China RoHS	Environmentally Friendly Use Period = 50
	For details about hazardous substances go to tab "Downloads", Category "Manufacturer's declaration"

### Drawings

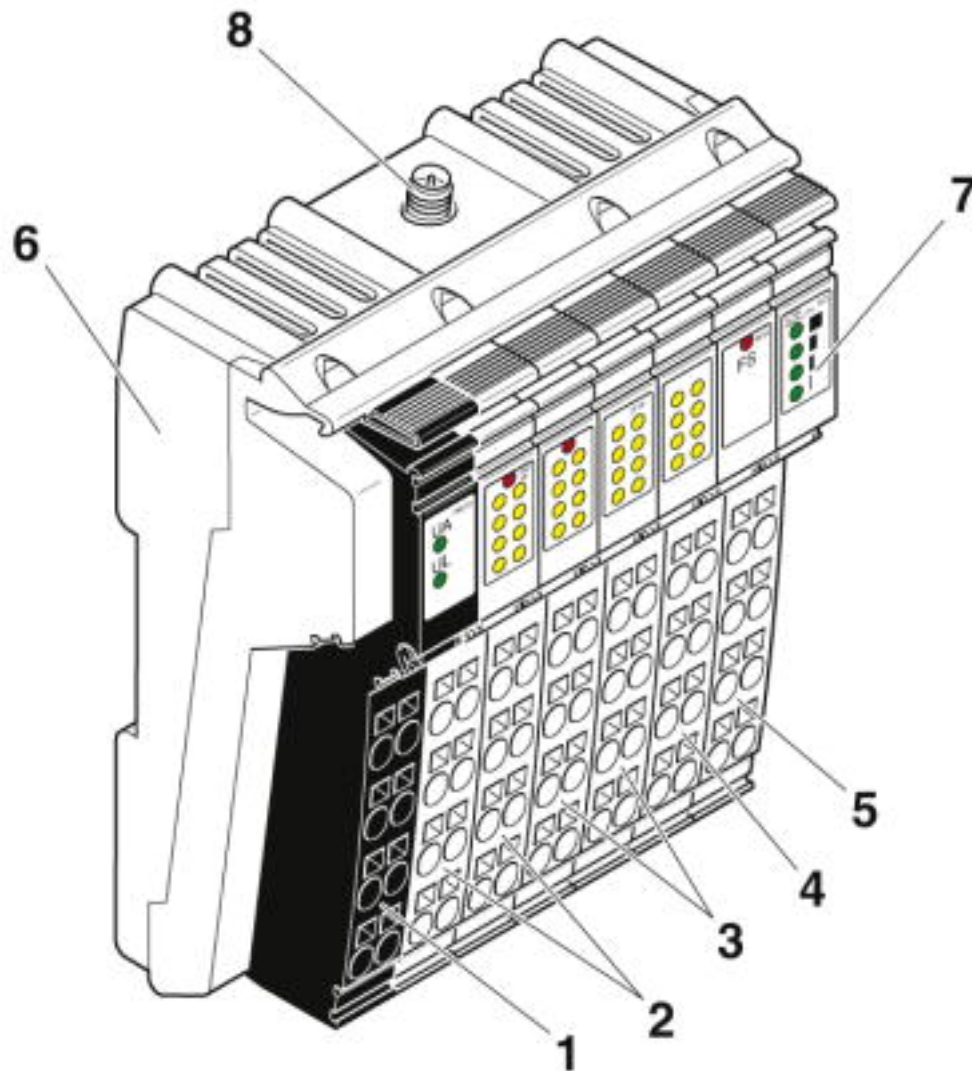
## Wireless set - ILB BT ADIO MUX - 2702875

Block diagram



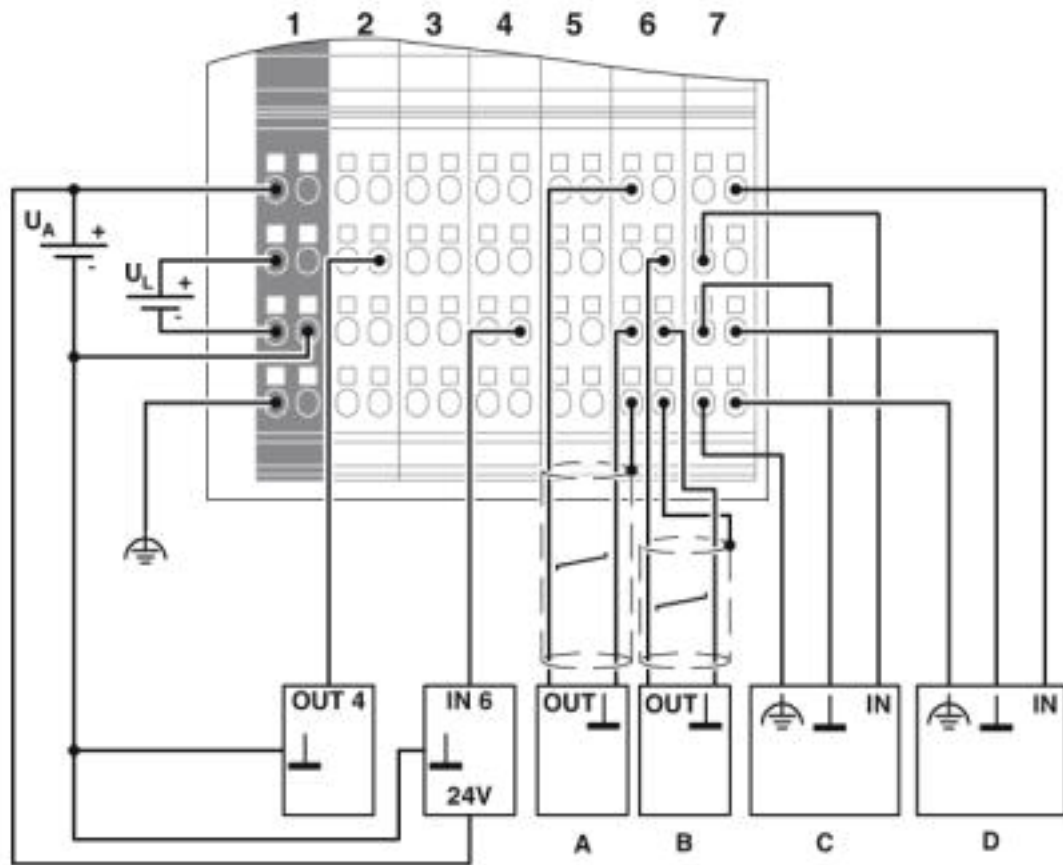
## Wireless set - ILB BT ADIO MUX - 2702875

Schematic diagram



## Wireless set - ILB BT ADIO MUX - 2702875

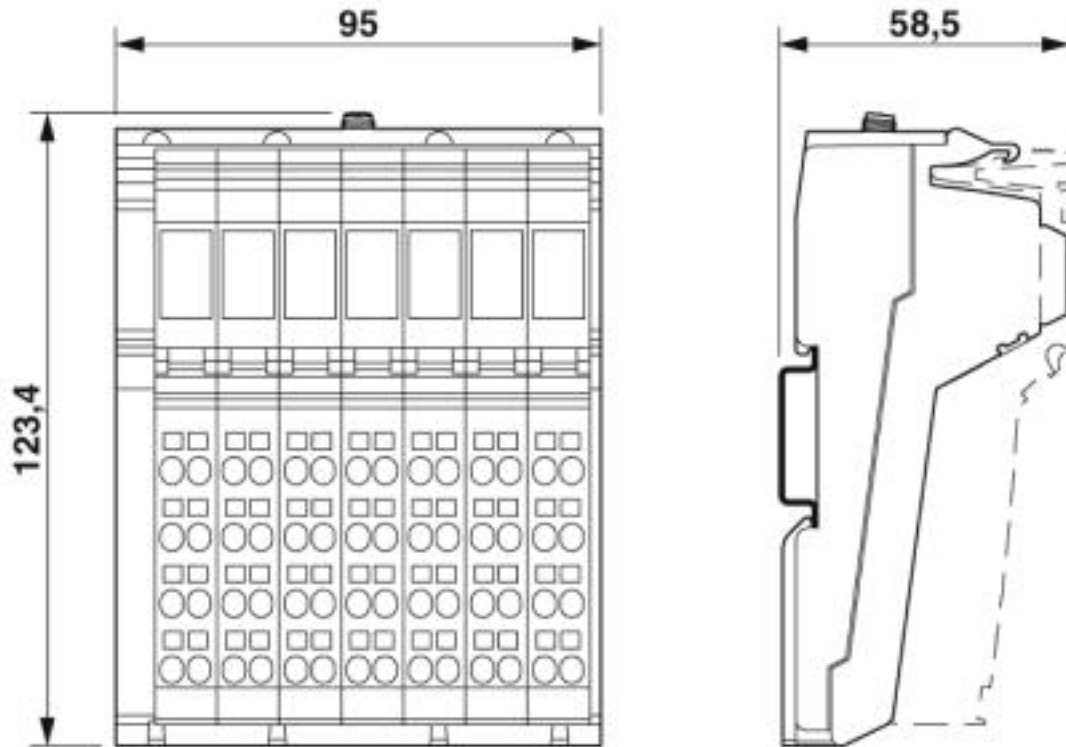
Connection diagram





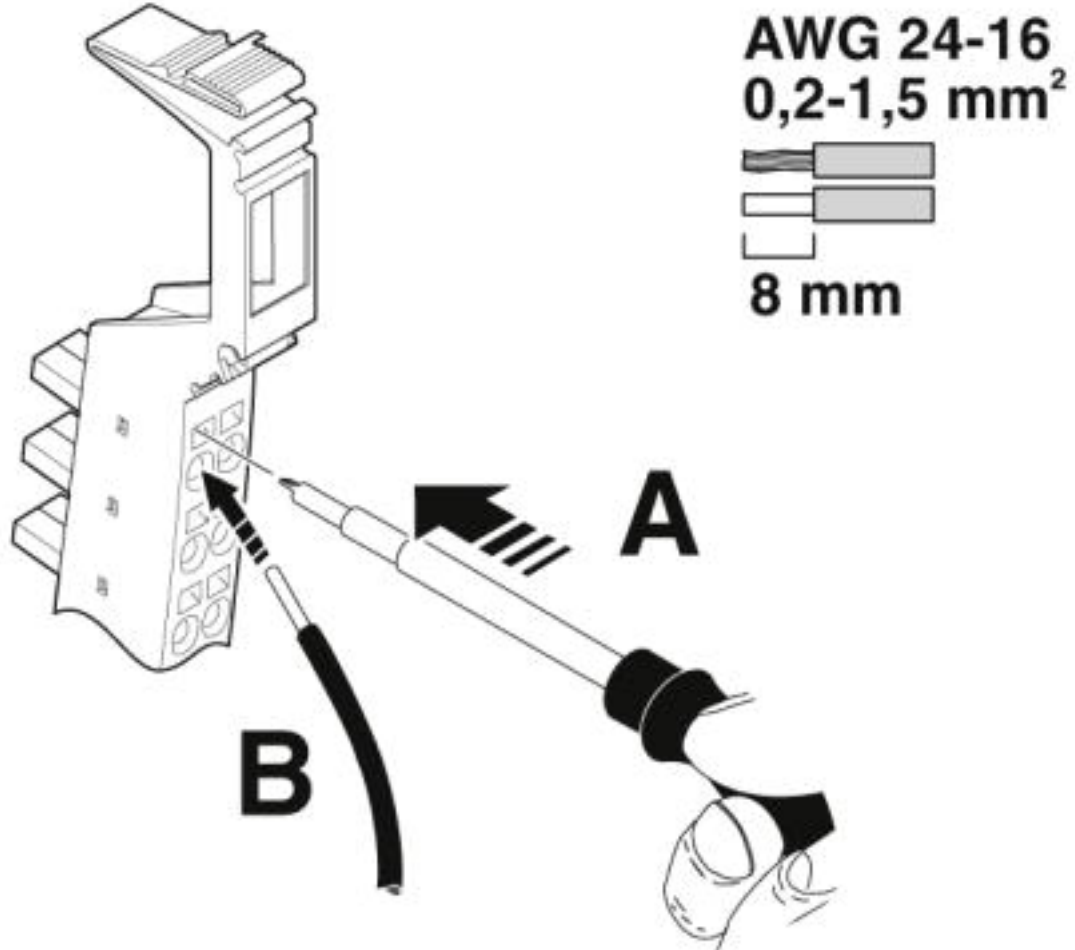
## Wireless set - ILB BT ADIO MUX - 2702875

Dimensional drawing



## Wireless set - ILB BT ADIO MUX - 2702875

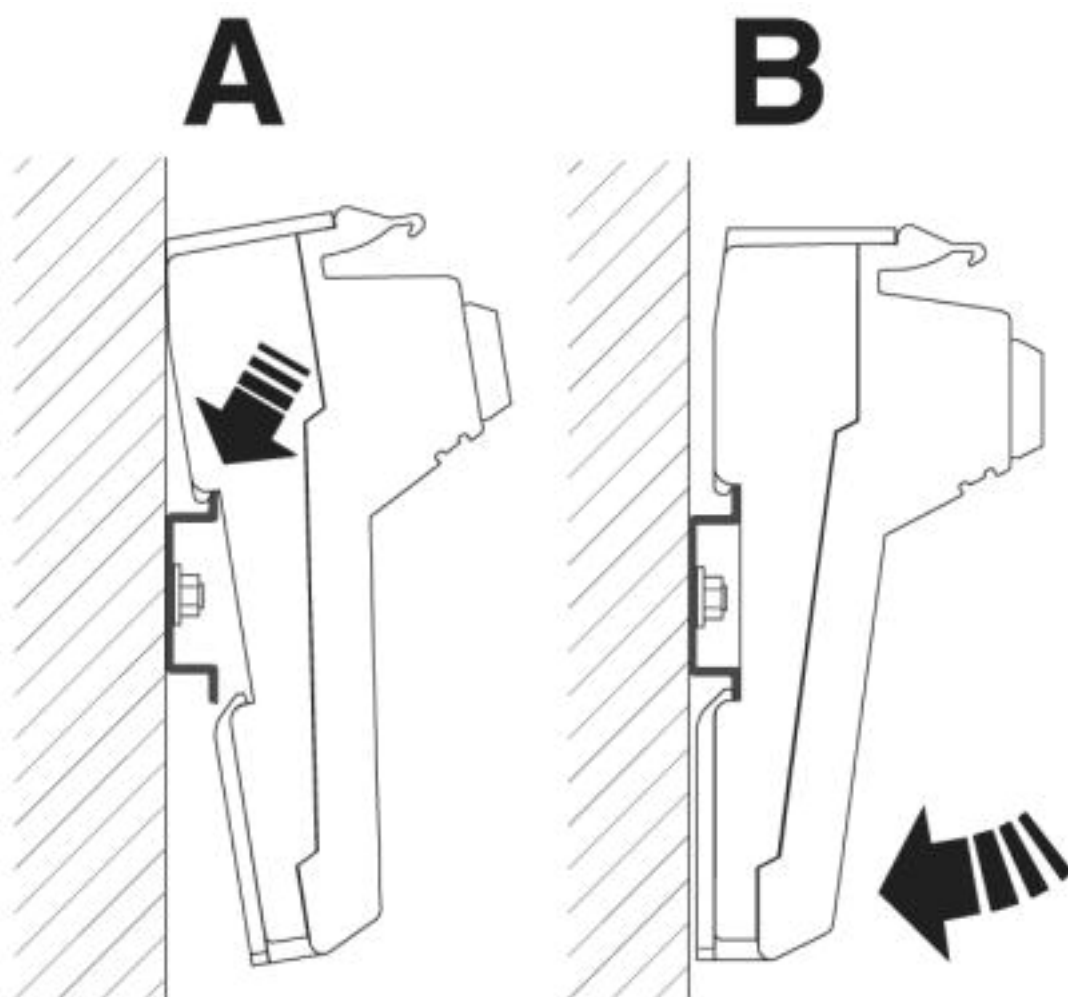
Schematic diagram



Connecting cables

## Wireless set - ILB BT ADIO MUX - 2702875

Schematic diagram



Mounting

### Classifications

eCl@ss

eCl@ss 4.0	27250302
eCl@ss 4.1	27250302
eCl@ss 5.0	27250600
eCl@ss 5.1	27242604
eCl@ss 6.0	27242600
eCl@ss 7.0	27242602
eCl@ss 8.0	27242602
eCl@ss 9.0	27242602

ETIM

ETIM 5.0	EC001597
----------	----------

## Wireless set - ILB BT ADIO MUX - 2702875

### Classifications

#### ETIM

ETIM 6.0	EC001597
ETIM 7.0	EC001597

#### UNSPSC

UNSPSC 6.01	20142601
UNSPSC 7.0901	20142601
UNSPSC 11	20142601
UNSPSC 12.01	20142601
UNSPSC 13.2	20142601
UNSPSC 18.0	32151602
UNSPSC 19.0	32151602
UNSPSC 20.0	32151602
UNSPSC 21.0	32151602

### Approvals

#### Approvals

##### Approvals


FCC / Industry Canada / MIC / UL Listed / cUL Listed / cULus Listed

##### Ex Approvals

#### Approval details

FCC	YG3ADIOMUX
-----	------------

Industry Canada	4720B-ADIOMUX
-----------------	---------------

MIC		202-LSF002
-----	---	------------

UL Listed		<a href="http://database.ul.com/cgi-bin/XYV/template/LISEXT/1FRAME/index.htm">http://database.ul.com/cgi-bin/XYV/template/LISEXT/1FRAME/index.htm</a>	FILE E 140324
-----------	---	---	---------------

cUL Listed		<a href="http://database.ul.com/cgi-bin/XYV/template/LISEXT/1FRAME/index.htm">http://database.ul.com/cgi-bin/XYV/template/LISEXT/1FRAME/index.htm</a>	FILE E 140324
------------	---	---	---------------

## Wireless set - ILB BT ADIO MUX - 2702875

### Approvals

cULus Listed



### Accessories

#### Accessories

#### Antenna

##### Antenna - RAD-ISM-2400-ANT-OMNI-2-1-RSMA - 2701362



Omnidirectional antenna, 2.4 GHz, gain: 2 dBi, polarization: linear, opening angle: h/v 360°/75°, degree of protection: IP65, connection: RSMA (male), incl. 1.5 m / 5 ft. connecting cable and mounting bracket for wall mounting

##### Antenna - RAD-ISM-2400-ANT-VAN-3-0-RSMA - 2701358



Omnidirectional antenna with protection against vandalism, 2.4 GHz, gain: 3 dBi, polarization: linear, opening angle: h/v 360°/85°, degree of protection: IP55, connection: RSMA (male), for control cabinet mounting (optional wall mounting), incl. 1.5 m / 5 ft. connecting cable

##### Antenna - RAD-ISM-2400-ANT-OMNI-6-0 - 2885919



Omnidirectional antenna, 2.4 GHz, gain: 6 dBi, polarization: linear, opening angle: h/v 360°/30°, degree of protection: IP67, seawater-resistant, connection: N (female), incl. mounting bracket and mast clips, ATEX and IECEx approval

##### Antenna - ANT-OMNI-2459-02 - 2701408



Omnidirectional antenna, 2.4 GHz/5 GHz, gain: 2.5 dBi/5 dBi, polarization: linear, opening angle: h/v 360°/30°/16°, degree of protection: IP68, connection: N (male), corresponding connecting cable for control cabinet feed-through (Order No. 2701402)

## Wireless set - ILB BT ADIO MUX - 2702875

### Accessories

Antenna - ANT-DIR-2459-01 - 2701186



Directional antenna, 2.4 GHz/5 GHz, gain: 9 dBi, polarization: linear, opening angle: h/v 75°/55°, degree of protection: IP67, seawater-resistant, connection: N (female), incl. mounting bracket and mast clips, ATEX and IECEx approval

---

### Coaxial adapter

Adapter - RAD-ADP-N/F-N/F - 2867843



Antenna adapter for control cabinet feed-through, frequency range: 0.3 GHz ... 6 GHz, degree of protection: IP65, connection: 2 x N (female)

---

Adapter - RAD-ADP-RSMA/M-RSMA/F-90 - 2904790



Antenna adapter, frequency range: 0.3 GHz ... 6 GHz, connection: RSMA (male) -> RSMA (female), 90° angled

---

### Coaxial cable

Antenna cable - RAD-PIG-EF316-N-RSMA - 2701402



Antenna cable for control cabinet feed-through, outside diameter: 3.2 mm (0.126 in.), inner conductor: stranded, attenuation: 0.6 / 0.9 / 1.4 dB at 0.9 / 2.4 / 5.8 GHz, connection: N (female) -> RSMA (male), cable length: 0.5 m (1.6 ft.)

---

Antenna cable - RAD-PIG-RSMA/N-0.5 - 2903263



Antenna cable, outside diameter: 5 mm (0.2 in.), inner conductor: solid, attenuation: 0.4 / 0.5 / 0.6 dB at 0.9 / 2.4 / 5.8 GHz, connection: N (male) -> RSMA (male), cable length: 0.5 m (1.6 ft.)

## Wireless set - ILB BT ADIO MUX - 2702875

### Accessories

#### Antenna cable - RAD-PIG-RSMA/N-1 - 2903264



Antenna cable, outside diameter: 5 mm (0.2 in.), inner conductor: solid, attenuation: 0.5 / 0.8 / 1.1 dB at 0.9 / 2.4 / 5.8 GHz, connection: N (male) -> RSMA (male), cable length: 1 m (3.3 ft.)

---

#### Antenna cable - RAD-PIG-RSMA/N-2 - 2903265



Antenna cable, outside diameter: 5 mm (0.2 in.), inner conductor: solid, attenuation: 0.9 / 1.3 / 2.0 dB at 0.9 / 2.4 / 5.8 GHz, connection: N (male) -> RSMA (male), cable length: 2 m (6.5 ft.)

---

#### Antenna cable - RAD-PIG-RSMA/N-3 - 2903266



Antenna cable, outside diameter: 5 mm (0.2 in.), inner conductor: solid, attenuation: 1.2 / 2.0 / 3.0 dB at 0.9 / 2.4 / 5.8 GHz, connection: N (male) -> RSMA (male), cable length: 3 m (10 ft.)

---

#### Antenna cable - RAD-PIG-RSMA/N-5 - 2702140



Antenna cable, outside diameter: 5 mm (0.2 in.), inner conductor: solid, attenuation: 2.0 / 3.3 / 4.8 dB at 0.9 / 2.4 / 5.8 GHz, connection: N (male) -> RSMA (male), cable length: 5 m (16 ft.)

---

#### Antenna cable - RAD-CAB-EF393- 3M - 2867649



Antenna cable, outside diameter: 10 mm (0.4 in.), inner conductor: stranded, attenuation: 1.0 / 1.8 / 3.1 dB at 0.9 / 2.4 / 5.8 GHz, connection: 2 x N (male), cable length: 3 m (10 ft.)

## Wireless set - ILB BT ADIO MUX - 2702875

### Accessories

#### Antenna cable - RAD-CAB-EF393- 5M - 2867652



Antenna cable, outside diameter: 10 mm (0.4 in.), inner conductor: stranded, attenuation: 1.6 / 2.9 / 5.0 dB at 0.9 / 2.4 / 5.8 GHz, connection: 2 x N (male), cable length: 5 m (16 ft.)

---

#### Antenna cable - RAD-CAB-EF393-10M - 2867665



Antenna cable, outside diameter: 10 mm (0.4 in.), inner conductor: stranded, attenuation: 2.9 / 5.6 / 9.9 dB at 0.9 / 2.4 / 5.8 GHz, connection: 2 x N (male), cable length: 10 m (32 ft.)

---

#### Antenna cable - RAD-CAB-EF393-15M - 2885634



Antenna cable, outside diameter: 10 mm (0.4 in.), inner conductor: stranded, attenuation: 4.3 / 8.3 / 14.8 dB at 0.9 / 2.4 / 5.8 GHz, connection: 2 x N (male), cable length: 15 m (50 ft.)

---

### Control box

#### Control box - FL RUGGED BOX - 2701204



Control box for robust construction of wireless systems for industrial applications, IP66, 25 x 18 x 13 cm, polycarbonate material, gray, drilled, incl. DIN rail, plugs, and screw connections, without devices

---

### End block

#### End clamp - CLIPFIX 35-5 - 3022276



Quick mounting end clamp for NS 35/7,5 DIN rail or NS 35/15 DIN rail, with marking option, with parking option for FBS...5, FBS...6, KSS 5, KSS 6, width: 5.15 mm, color: gray

---

### Labeling panel



## Wireless set - ILB BT ADIO MUX - 2702875

### Accessories

Labeling field - IB IL FIELD 2 - 2727501

Labeling field, width: 12.2 mm



---

### Mounting material

Mounting material - FL RUGGED BOX POLE SET - 2701205



Set for mast mounting of the FL RUGGED BOX housing, incl. screw clamps for masts up to a diameter of 89 mm

---

Weather protection tape - RAD-TAPE-SV-19-3 - 2903182



Vulcanizing sealing tape for external protection of adapters, cable connections, etc. against the effects of weather, roll length: 3 m

---

### Plug

Inline shield connector - IB IL SCN 6-SHIELD-TWIN - 2740245



Inline shield connector

---

Inline connector - IB IL SCN-PWR IN-CP - 2727637



Connector, colored, for Inline power and segment terminal blocks

## Wireless set - ILB BT ADIO MUX - 2702875

### Accessories

Inline connector - IB IL SCN-8 - 2726337

Connector, for digital 1, 2 or 8-channel Inline terminals



---

### Surge protection for transceiver systems

Surge protection device - CN-LAMBDA/4-5.9-BB - 2838490



Attachment plug with Lambda/4 technology as surge protection for coaxial signal interfaces. Connection: N connectors socket-socket

---

### Terminal marking

Insert strip - ESL 62X10 - 0809492



Insert strip, Sheet, white, unlabeled, can be labeled with: Office printing systems: Laser printer, mounting type: insert, lettering field size: 62 x 10 mm, Number of individual labels: 72

---

Flat zack marker sheet - ZBFM 6/WH:UNBEDRUCKT - 0803618



Flat zack marker sheet, Sheet, white, unlabeled, can be labeled with: CMS-P1-PLOTTER, PLOTMARK, mounting type: snap into flat marker groove, for terminal block width: 6.2 mm, lettering field size: 5 x 5.5 mm, Number of individual labels: 100