

click&touch

The world's first touchpad on keyboard

An intuitive keyboard system called Click&Touch combines the functions of a keyboard, a touchpad and a mouse. Control your device intuitively by seamless transitions between the typing and cursor control. This is the world's first device to offer this technology.



Prestigio

CONNECT

SIMULTANEOUSLY CONNECT UP TO FIVE DEVICES



SMART TVS



COMPUTERS



INTERACTIVE PANELS



VIDEO GAME CONSOLES



MOBILE DEVICES



BLUETOOTH



USB RECEIVER

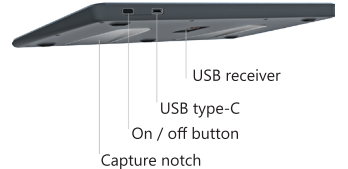


USB TYPE-C

SPECIFICATIONS

An indicator displays which mode you are currently working in

Touchpad mode — Keyboard mode



Compatibility	Windows 7 or higher Mac OS 10.5 or higher Android 4.4 or higher
Connection	Bluetooth 4.2 up to 3 devices USB receiver 2.4 GHz USB type-C cable
Signal range	Up to 10m
Operating voltage	5.0 V
Battery type	Li-Ion Polymer Battery, non-removable
Keyboard technology	Scissor system
Charging time	1 hour
Work time	1 week (moderate daily usage)
Light indication	2 status modes indicators
Net weight	307g

Segment	Business model	Devices
Education	Local vertical markets, tenders, government	Essential laptops
Creative and copywriting (design, photo correction, writing, etc)	Consumer segment, retail	Midrange/Advanced laptops
Advanced PC users (activities where time consumption, design and limited place matters)	Consumer segment, retail	Advanced laptops
HoReCa, Medicine	B2B, tenders, government, retail	Various types based on needs

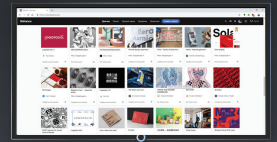
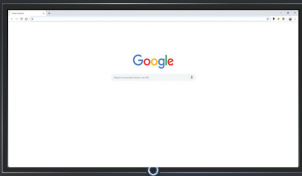
An external keyboard is not the only possible application of Clevertura technology. Potential use cases for the new generation laptops with a touchpad integrated into keyboard are (segment-business model-devices types):

Clevertura technology can be integrated into other devices



prestigio.com

clevertura.com



Smart switch


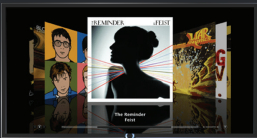
Switching between keyboard and touchpad modes is automatic. Click&Touch easily recognises which mode it being used.

Cursor control

Built-in sensors allow cursor control on the surface of the keyboard – just swipe across keys in the same way as the touchpad. A separate mouse or touch panel is no longer necessary.

Click

A light touch allows the click function on the surface of keyboard: use one finger for left click, two fingers for right click.



Scroll

Slide two fingers across the keyboard to activate horizontal and vertical scrolling.

Multimedia sliders

Change the volume by sliding left and right on the right-hand slider located on the top row of the keyboard. Use the left slider to rewind videos.

Print

The thin and tactile keyboard allows quick and easy typing reducing the chance of mistake. The keys feel similar to that of a laptop.



Perfect for use at home
With Click&Touch it is easier to control your Smart TV and type on it.

Comfortable design

Thanks to the well-designed ergonomics of the device, it can be easily used even when elevated.



Efficient office use

The Click&Touch device is compact and clears your work space; a regular mouse is no longer necessary.

