

RoHS
Compliant



Features

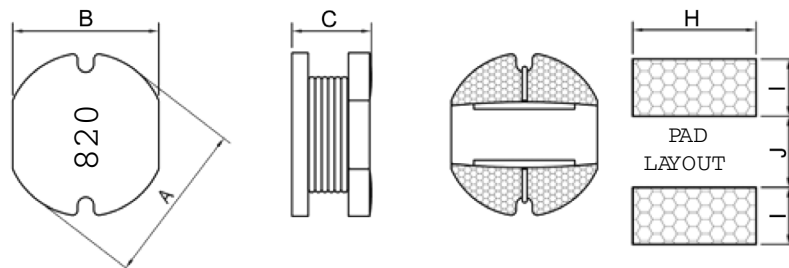
- High power, High saturation inductors
- Silver Plated Type, Low cost design
- Ideal inductors for DC-DC converters
- Available on tape and reel for auto surface mounting

Applications

- Power Supply For VTRs.
- LCD Televisions
- Personal Computers
- Handheld Communication
- DC/DC Converters, etc.

Characteristics

- Rated DC Current: The DC current when the inductance becomes 10% lower than its initial value or DC current when temperature of coil is increased to 40°C. (Ta=25°C).
- The smaller one is defined as Rated DC Current.
- Operating temperature range: -40°C to 125°C



Unshielded SMD Power Inductors **multicomp**PRO

Dimensions

Case Code	A (mm)	B (mm)	C (mm)	H (mm)	I (mm)	J (mm)
0302	3.5±0.3	3±0.3	2.1±0.3	3.5	1.6	0.8
0403	4.5±0.3	4±0.3	3.2±0.3	4.5	1.75	1.5
0504	5.8±0.3	5.2±0.3	4.5±0.3	5.5	2.15	1.7
0703	7.8±0.3	7±0.3	3.5±0.5	7.5	3	2
0705	7.8±0.3	7±0.3	5.0±0.5	7.5	3	2

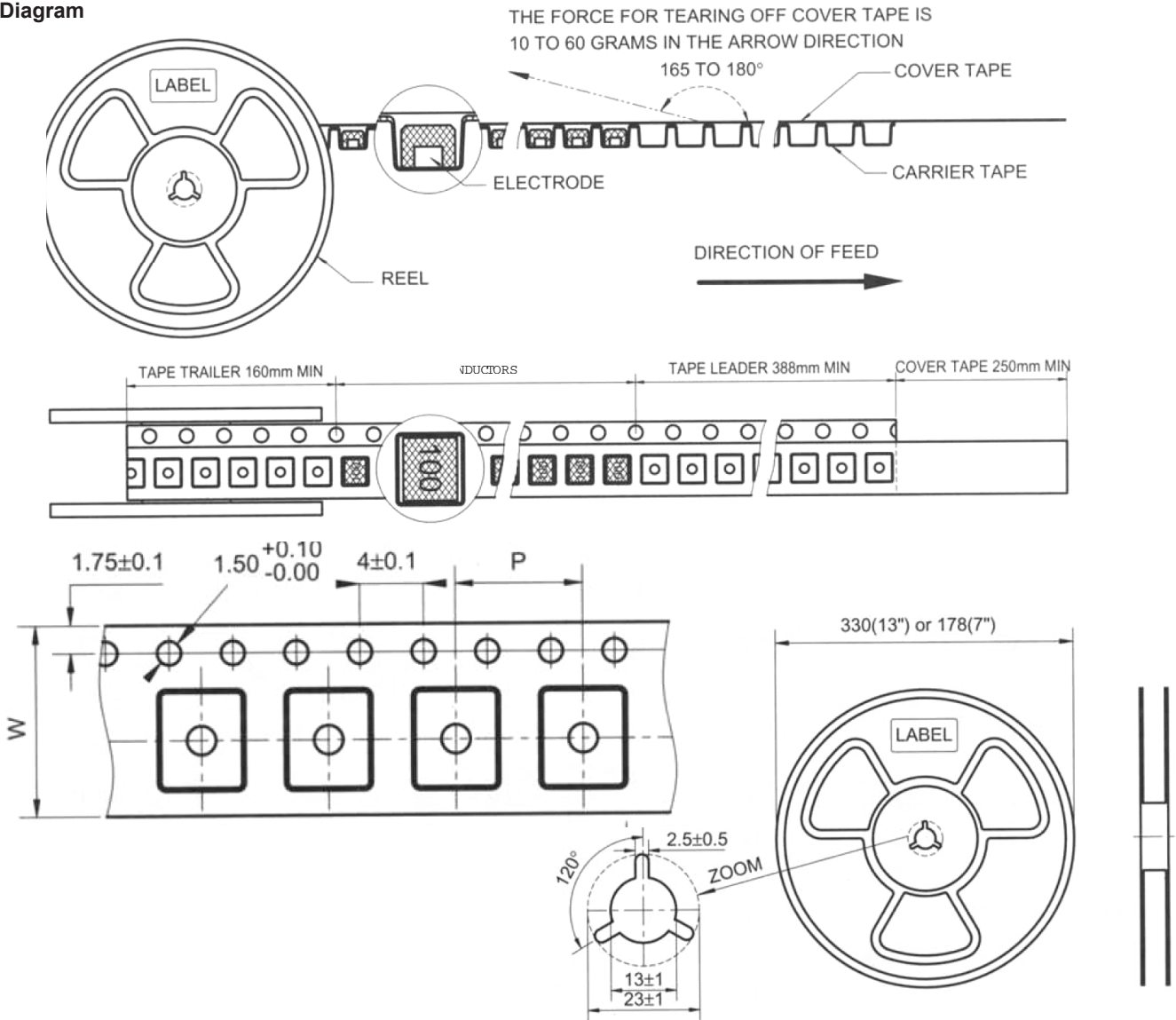
Electrical Characteristics

Part No	Case Code	L (µH)	Tolerance	Test Condition	DCR (Ω) max.	IDC (A) max.
MP002818	0302	2.2	20%	100kHz, 0.25V	0.085	1.6
MP002819		4.7	20%	100kHz, 0.25V	0.17	1
MP002820		10	20%	1kHz, 0.25V	0.32	0.76
MP002821	0403	2.2	20%	100kHz, 0.25V	0.072	2.25
MP002822		4.7	20%	100kHz, 0.25V	0.109	1.62
MP002823		6.8	20%	100kHz, 0.25V	0.131	1.43
MP002824		27	10%	1kHz, 0.25V	0.522	0.62
MP002825		33	10%	1kHz, 0.25V	0.540	0.56
MP002826	0504	56	10%	1kHz, 0.25V	0.42	0.68
MP002827		100	20%	1kHz, 0.25V	0.7	0.52
MP002828		220	20%	1kHz, 0.25V	1.57	0.35
MP002829		1000	10%	1kHz, 0.25V	5.74	0.26
MP002830	0703	22	10%	1kHz, 0.25V	0.129	1.07
MP002831	0705	10	10%	1kHz, 0.25V	0.07	2.3
MP002832		47	20%	1kHz, 0.25V	0.18	1.1
MP002833		220	10%	1kHz, 0.25V	0.96	0.49

Unshielded SMD Power Inductors **multicomp**PRO

Tape and Reel specifications

Diagram



Unit: mm

Case Code	Tape size		Parts Per Reel
	W	P	13"
0302	12	8	2000
0403	12	8	2000
0504	12	8	1500
0703	16	12	1000
0705	16	12	1000

Newark.com/multicomp-pro
 Farnell.com/multicomp-pro
 Element14.com/multicomp-pro

multicompPRO

Unshielded SMD Power Inductors **multicomp** PRO

General

Items	Specifications
Shelf Storage conditions	Temperature range: 15°C to 28°C ; Humidity: <80% relative humidity. Recommended product should be used within one year from the time of delivery.

Environmental test

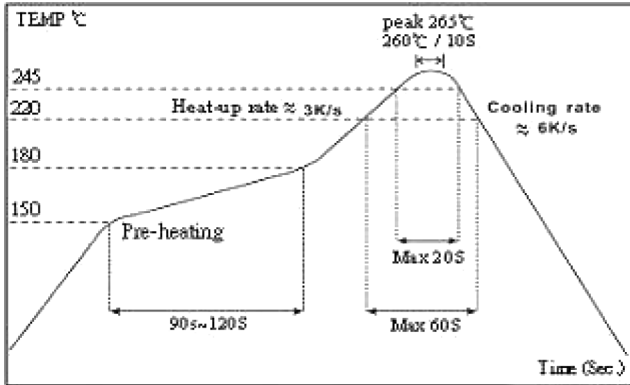
Test Items	Specifications	Test Conditions / Test Methods
High temperature Storage test	No case deformation or change in appearance. $\Delta L/L \leq 10\%$	Temperature 85±2°C, Time: 48±2 hours, Tested after 1 hour at room temperature.
Low temperature Storage test		Temperature -25±2°C, Time: 48±2 hours, Tested after 1 hour at room temperature.
Humidity test		Temperature 40±2°C, 90% to 95% relative humidity Time: 96±2 hours Tested after 1hour at room temperature.
Thermal shock test		First -25°C 30 minutes then 25°C 10 minutes last 85°C 30 minutes, as 1 cycle. Go through 5 cycles. Tested after 1 hour at room temperature.

Mechanical test

Test Items	Specifications	Test Conditions / Test Methods
Solder ability test	Terminal area must have 90% minimum solder coverage.	Dip pads in flux then dip in solder pot (SnCuNi) at 245±5°C for 3 seconds.
Resistance to Soldering Heat	No case deformation or change in appearance.	Flux should cover the whole of the sample before heating, then be preheated for about 2 minutes over temperature of 130°C to 150°C. Immersing to 260±5°C for 10 seconds.
Vibration test	No case deformation or change in appearance. $\Delta L/L \leq 10\%$	Apply frequency 10Hz to 55Hz. 1.5mm amplitude in each of perpendicular direction for 2 hours.
Shock resistance		Drop down with 981m/s ² (100G) shock attitude upon a rubber block method shock testing machine, for 1 time. In each of three orientations.

Unshielded SMD Power Inductors **multicomp** PRO

The condition of reflow (recommendation)



Part Number Table

Description	Part Number
SMD Power Inductor, Unshielded, 20%, 2.2uH, 0302	MP002818
SMD Power Inductor, Unshielded, 20%, 4.7uH, 0302	MP002819
SMD Power Inductor, Unshielded, 20%, 10uH, 0302	MP002820
SMD Power Inductor, Unshielded, 20%, 2.2uH, 0403	MP002821
SMD Power Inductor, Unshielded, 20%, 4.7uH, 0403	MP002822
SMD Power Inductor, Unshielded, 20%, 6.8uH, 0403	MP002823
SMD Power Inductor, Unshielded, 10%, 27uH, 0403	MP002824
SMD Power Inductor, Unshielded, 10%, 33uH, 0403	MP002825
SMD Power Inductor, Unshielded, 10%, 56uH, 0504	MP002826
SMD Power Inductor, Unshielded, 20%, 100uH, 0504	MP002827
SMD Power Inductor, Unshielded, 20%, 220uH, 0504	MP002828
SMD Power Inductor, Unshielded, 10%, 1mH, 0504	MP002829
SMD Power Inductor, Unshielded, 10%, 22uH, 0703	MP002830
SMD Power Inductor, Unshielded, 10%, 10uH, 0705	MP002831
SMD Power Inductor, Unshielded, 20%, 47uH, 0705	MP002832
SMD Power Inductor, Unshielded, 10%, 220uH, 0705	MP002833

Important Notice : This data sheet and its contents (the "Information") belong to the members of the AVNET group of companies (the "Group") or are licensed to it. No licence is granted for the use of it other than for information purposes in connection with the products to which it relates. No licence of any intellectual property rights is granted. The Information is subject to change without notice and replaces all data sheets previously supplied. The Information supplied is believed to be accurate but the Group assumes no responsibility for its accuracy or completeness, any error in or omission from it or for any use made of it. Users of this data sheet should check for themselves the Information and the suitability of the products for their purpose and not make any assumptions based on information included or omitted. Liability for loss or damage resulting from any reliance on the Information or use of it (including liability resulting from negligence or where the Group was aware of the possibility of such loss or damage arising) is excluded. This will not operate to limit or restrict the Group's liability for death or personal injury resulting from its negligence. Multicomp Pro is the registered trademark of Premier Farnell Limited 2019.