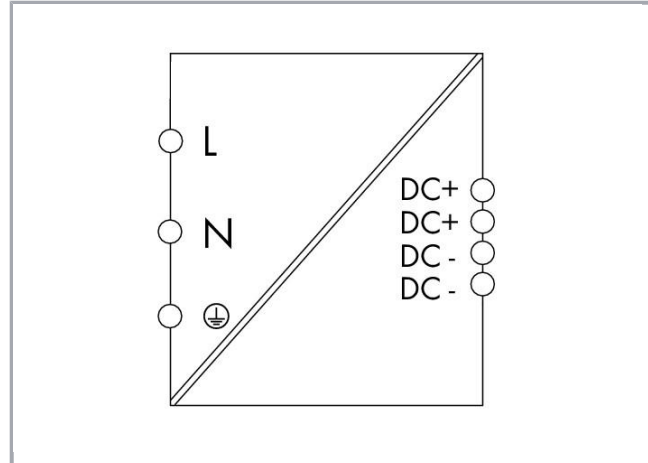


Data sheet | Item number: 787-1721

Switched-mode power supply; Eco; 1-phase; 12 VDC output voltage; 8 A output current; DC-OK LED



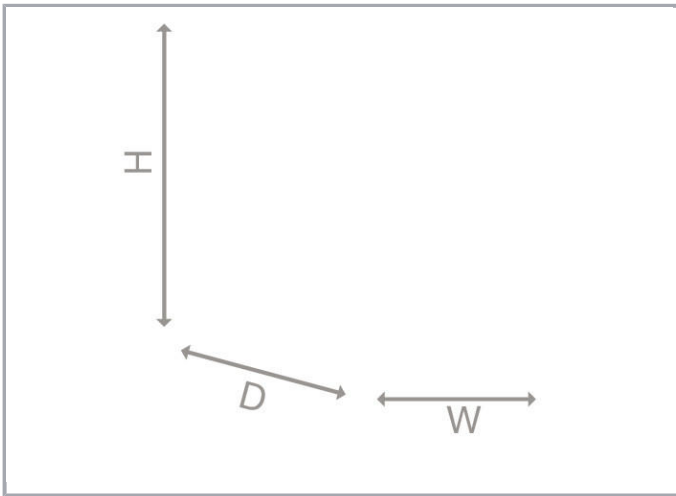
www.wago.com/787-1721



Subject to changes. Please also observe the further product documentation!

WAGO Kontakttechnik GmbH & Co. KG
Hansastr. 27
32423 Minden
Phone: +49571 887-0 | Fax: +49571 887-169
Email: info.de@wago.com | Web: www.wago.com

Do you have any questions about our products?
We are always happy to take your call at {0}.



Item description

Features:

- Switched-mode power supply
- Natural convection cooling when horizontally mounted
- Encapsulated for use in control cabinets
- Suitable for both parallel and series operation
- Electrically isolated output voltage (SELV) per EN 60335-1; PELV per EN 60204
- DIN-35 rail mountable in different positions
- Direct installation on mounting plate via cable grip

Data

Technical Data

Input

Phases	1
Nominal input voltage $U_{i\text{nom}}$	AC 100 ... 240 V
Input voltage range	AC 90 ... 264 V; DC 125 ... 375 V
Nominal mains frequency range	47 ... 63 Hz; 0 Hz
Input current I_i	≤ 3 A (100 VAC)
Discharge current	$\leq 3,5$ mA
Inrush current	≤ 18 A
Power factor correction (PFC)	Passive
Mains failure hold-up time	≥ 10 ms (230 VAC)

Subject to changes. Please also observe the further product documentation!



Output

Nominal output voltage $U_{o\ nom}$	DC 12 V (SELV)
Output voltage range	DC 10 ... 14 V (adjustable)
Factory preset	DC 12 V
Nominal output current $I_{o\ nom}$	8 A (12 VDC; 110 ... 240 VAC); 6,4 A (12 VDC; 100 ... 240 VAC)
Nominal output power	96 W
Adjustment accuracy	$\leq 1\ %$
Residual ripple	$\leq 150\ mV$ (peak-to-peak)
Overload behavior	Constant power (in overload range: $1.05 \dots 1.4 \times I_{o\ nom}$); Shutdown and automatic restart in the event of a short circuit

Signaling and communication

Signaling	1 x LED DC OK (green)
Operation status indicator	Green LED (U_o)

Efficiency/Power losses:

Efficiency (typ.)	80 % (230 VAC; 8 ADC)
-------------------	-----------------------

Fuse protection:

Internal fuse	F 3.15 A / 250 VAC
External fuse (required)	An external DC fuse is required for the DC input voltage.
External fuse (recommended)	Circuit breaker: B6, B10

Safety and protection:

Insulation voltage (PRI-SEC)	DC 4,242 kV
Isolation voltage (PRI-GND)	DC 2,2 kV
Insulation voltage (SEC-GND)	DC 0,7 kV
Protection class	I
Protection class	IP20 (per EN 60529)
Feedback voltage	$\leq DC\ 14\ V$
Overvoltage category	II
Transient protection, primary	Varistor
Short circuit protection	Yes
No-load proof	Yes
Parallel operation	Yes

Subject to changes. Please also observe the further product documentation!



Series connection	Yes, for 2 devices of the same type
MTBF	> 300,000 h (per IEC 61709)

Connection data

Connection type (1)	Input/Output
Connection technology	CAGE CLAMP®
WAGO terminal	WAGO 236 Series
Solid conductor	0,08 ... 2,5 mm ² / 28 ... 12 AWG
Fine-stranded conductor	0,08 ... 2,5 mm ² / 28 ... 12 AWG
Strip length	6 ... 7 mm / 0.24 ... 0.28 inch
Note (conductor cross-section)	12 AWG: THHN, THWN

Geometrical Data

Width	60 mm / 2.362 inch
Height	130 mm / 5.112 inch
Length from upper-edge of DIN-35 rail	99 mm / 3.898 inch

Mechanical data

Type of mounting	DIN-35 rail (EN 60715) Screw mount
------------------	---------------------------------------

Material Data

Weight	520 g
--------	-------

Environmental Requirements

Surrounding air (operating) temperature	-20 ... 60 °C
Surrounding air (storage) temperature	-25 ... 75 °C
Relative humidity	10 ... 95 % (no condensation permissible)
Derating	-3 %/K (> 40 °C)
Pollution degree	2
Climatic category	3K3 (per EN 60721)

Standards and specifications

Conformity marking	CE
Standards/specifications	EN 61204-3; EN 60335-1; EN 61558-2-6; EN 62368-1

Subject to changes. Please also observe the further product documentation!

WAGO Kontakttechnik GmbH & Co. KG
 Hansastr. 27
 32423 Minden
 Phone: +49571 887-0 | Fax: +49571 887-169
 Email: info.de@wago.com | Web: www.wago.com

Do you have any questions about our products?
 We are always happy to take your call at {0}.



Commercial data

Packaging type	BOX
Country of origin	CN
GTIN	4055143656047
Customs Tariff No.	85044082900










Counterpart

Compatible products












tools

	Item no.: 210-720 Operating tool; Blade: 3.5 x 0.5 mm; with a partially insulated shaft	www.wago.com/210-720
	Item no.: 210-769 SCREWDRIVER; green	www.wago.com/210-769

ferrule

	Item no.: 216-201 Ferrule; Sleeve for 0.5 mm ² / 20 AWG; insulated; electro-tin plated; white	www.wago.com/216-201
	Item no.: 216-202 Ferrule; Sleeve for 0.75 mm ² / 18 AWG; insulated; electro-tin plated; gray	www.wago.com/216-202
	Item no.: 216-203 Ferrule; Sleeve for 1 mm ² / AWG 18; insulated; electro-tin plated; red	www.wago.com/216-203
	Item no.: 216-204 Ferrule; Sleeve for 1.5 mm ² / AWG 16; insulated; electro-tin plated; black	www.wago.com/216-204
	Item no.: 216-221 Ferrule; Sleeve for 0.5 mm ² / 20 AWG; insulated; electro-tin plated; white	www.wago.com/216-221
	Item no.: 216-222 Ferrule; Sleeve for 0.75 mm ² / 18 AWG; insulated; electro-tin plated; gray	www.wago.com/216-222
	Item no.: 216-223 Ferrule; Sleeve for 1 mm ² / AWG 18; insulated; electro-tin plated; red	www.wago.com/216-223
	Item no.: 216-224 Ferrule; Sleeve for 1.5 mm ² / AWG 16; insulated; electro-tin plated; black	www.wago.com/216-224
	Item no.: 216-241 Ferrule; Sleeve for 0.5 mm ² / 20 AWG; insulated; electro-tin plated; electrolytic copper; gastight crimped; acc. to DIN 46228, Part 4/09.90; white	www.wago.com/216-241

Subject to changes. Please also observe the further product documentation!

	Item no.: 216-242 Ferrule; Sleeve for 0.75 mm ² / 18 AWG; insulated; electro-tin plated; electrolytic copper; gastight crimped; acc. to DIN 46228, Part 4/09.90; gray	www.wago.com/216-242
	Item no.: 216-243 Ferrule; Sleeve for 1 mm ² / AWG 18; insulated; electro-tin plated; electrolytic copper; gastight crimped; acc. to DIN 46228, Part 4/09.90; red	www.wago.com/216-243
	Item no.: 216-244 Ferrule; Sleeve for 1.5 mm ² / AWG 16; insulated; electro-tin plated; electrolytic copper; gastight crimped; acc. to DIN 46228, Part 4/09.90; black	www.wago.com/216-244
	Item no.: 216-262 Ferrule; Sleeve for 0.75 mm ² / 18 AWG; insulated; electro-tin plated; electrolytic copper; gastight crimped; acc. to DIN 46228, Part 4/09.90; gray	www.wago.com/216-262
	Item no.: 216-263 Ferrule; Sleeve for 1 mm ² / AWG 18; insulated; electro-tin plated; electrolytic copper; gastight crimped; acc. to DIN 46228, Part 4/09.90; red	www.wago.com/216-263
	Item no.: 216-264 Ferrule; Sleeve for 1.5 mm ² / AWG 16; insulated; electro-tin plated; electrolytic copper; gastight crimped; acc. to DIN 46228, Part 4/09.90; black	www.wago.com/216-264
	Item no.: 216-284 Ferrule; Sleeve for 1.5 mm ² / AWG 16; insulated; electro-tin plated; electrolytic copper; gastight crimped; acc. to DIN 46228, Part 4/09.90; black	www.wago.com/216-284
	Item no.: 216-301 Ferrule; Sleeve for 0.25 mm ² / AWG 24; insulated; electro-tin plated; yellow	www.wago.com/216-301
	Item no.: 216-302 Ferrule; Sleeve for 0.34 mm ² / 22 AWG; insulated; electro-tin plated; green	www.wago.com/216-302
	Item no.: 216-321 Ferrule; Sleeve for 0.25 mm ² / AWG 24; insulated; electro-tin plated; yellow	www.wago.com/216-321
	Item no.: 216-322 Ferrule; Sleeve for 0.34 mm ² / 22 AWG; insulated; electro-tin plated; green	www.wago.com/216-322
Marking accessories		
	Item no.: 210-831 Marking strips; on reel; 2.3 mm wide; plain; Self-adhesive; white	www.wago.com/210-831
	Item no.: 210-832 Marking strips; on reel; 3 mm wide; plain; Self-adhesive; white	www.wago.com/210-832

Downloads

Documentation

Instruction Leaflet

Primary Switch Mode Power Supply EPSITRON-ECO-Power
VDC 12, 8 A

V 1.1

pdf
272.1 kB

Download

Subject to changes. Please also observe the further product documentation!

WAGO Kontakttechnik GmbH & Co. KG
 Hansastr. 27
 32423 Minden
 Phone: +49571 887-0 | Fax: +49571 887-169
 Email: info.de@wago.com | Web: www.wago.com

Do you have any questions about our products?
 We are always happy to take your call at {0}.



Additional Information

Disposal; Electrical and electronic equipment, Packaging	V 1.0.0	pdf 265.8 kB	Download
--	---------	-----------------	----------

CAD/CAE-Data

CAD data

2D/3D Models 787-1721	URL	Download
-----------------------	-----	----------

CAE data

EPLAN Data Portal 787-1721	Download
----------------------------	----------

Installation Notes

Product family

Eco
[Show all products from the family](#)

Subject to changes. Please also observe the further product documentation!