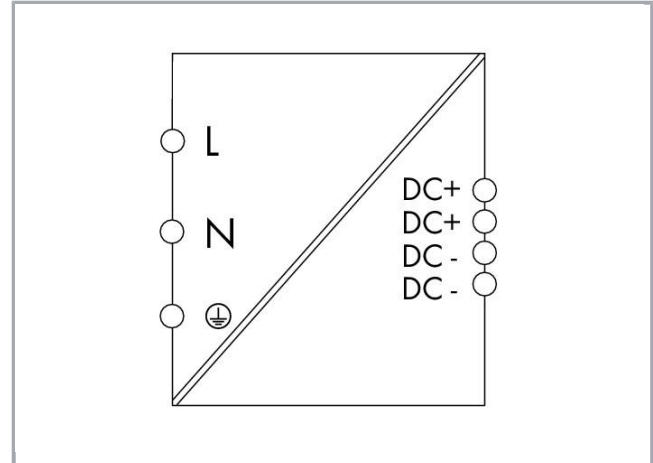


Data sheet | Item number: 787-1711

Switched-mode power supply; Eco; 1-phase; 12 VDC output voltage; 4 A output current; DC-OK LED



www.wago.com/787-1711



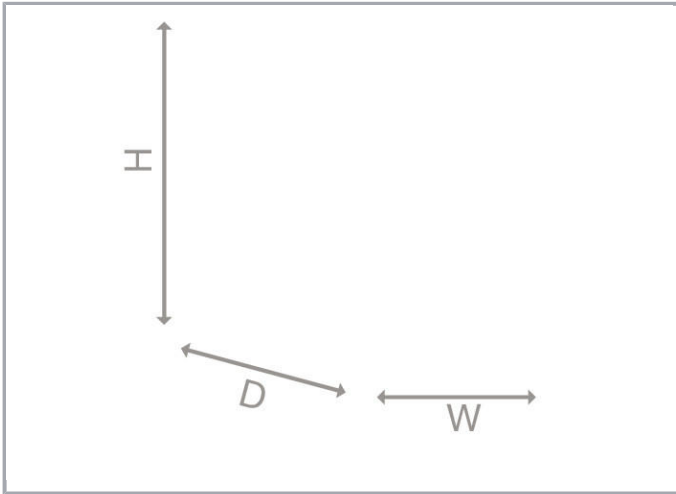
RoHS Compliant

[BOMcheck.net](https://www.bomcheck.net)

Subject to changes. Please also observe the further product documentation!

WAGO Kontakttechnik GmbH & Co. KG
Hansastr. 27
32423 Minden
Phone: +49571 887-0 | Fax: +49571 887-169
Email: info.de@wago.com | Web: www.wago.com

Do you have any questions about our products?
We are always happy to take your call at {0}.



Item description

Features:

- Switched-mode power supply
- Natural convection cooling when horizontally mounted
- Encapsulated for use in control cabinets
- Suitable for both parallel and series operation
- Electrically isolated output voltage (SELV) per EN 60335-1; PELV per EN 60204
- DIN-35 rail mountable in different positions
- Direct installation on mounting plate via cable grip

Data

Technical Data

Input

Phases	1
Nominal input voltage $U_{i\text{nom}}$	AC 100 ... 240 V
Input voltage range	AC 90 ... 264 V; DC 125 ... 375 V
Nominal mains frequency range	47 ... 63 Hz; 0 Hz
Input current I_i	$\leq 1,8 \text{ A}$ (100 VAC)
Discharge current	$\leq 3,5 \text{ mA}$
Inrush current	$\leq 18 \text{ A}$
Power factor correction (PFC)	Passive
Mains failure hold-up time	$\geq 10 \text{ ms}$ (230 VAC)

Subject to changes. Please also observe the further product documentation!

Output

Nominal output voltage $U_{o\ nom}$	DC 12 V (SELV)
Output voltage range	DC 10 ... 14 V (adjustable)
Factory preset	DC 12 V
Nominal output current $I_{o\ nom}$	4 A (12 VDC; 110 ... 240 VAC); 3,2 A (12 VDC; 100 ... 240 VAC)
Nominal output power	48 W
Adjustment accuracy	$\leq 1\ %$
Residual ripple	$\leq 150\ mV$ (peak-to-peak)
Overload behavior	Constant power (in overload range: $1.05 \dots 1.4 \times I_{o\ nom}$); Shutdown and automatic restart in the event of a short circuit

Signaling and communication

Signaling	1 x LED DC OK (green)
Operation status indicator	Green LED (U_o)

Efficiency/Power losses:

Efficiency (typ.)	80 % (230 VAC; 4 ADC)
-------------------	-----------------------

Fuse protection:

Internal fuse	F 2 A / 250 VAC
External fuse (required)	An external DC fuse is required for the DC input voltage.
External fuse (recommended)	Circuit breaker: B6, B10

Safety and protection:

Insulation voltage (PRI-SEC)	DC 4,242 kV
Isolation voltage (PRI-GND)	DC 2,2 kV
Insulation voltage (SEC-GND)	DC 0,7 kV
Protection class	I
Protection class	IP20 (per EN 60529)
Feedback voltage	$\leq DC\ 14\ V$
Overvoltage category	II
Transient protection, primary	Varistor
Short circuit protection	Yes
No-load proof	Yes
Parallel operation	Yes

Subject to changes. Please also observe the further product documentation!



Series connection	Yes, for 2 devices of the same type
MTBF	> 300,000 h (per IEC 61709)

Connection data

Connection type (1)	Input/Output
Connection technology	CAGE CLAMP®
WAGO terminal	WAGO 236 Series
Solid conductor	0,08 ... 2,5 mm ² / 28 ... 12 AWG
Fine-stranded conductor	0,08 ... 2,5 mm ² / 28 ... 12 AWG
Strip length	6 ... 7 mm / 0.24 ... 0.28 inch
Note (conductor cross-section)	12 AWG: THHN, THWN

Geometrical Data

Width	40 mm / 1.575 inch
Height	90 mm / 3.543 inch
Length from upper-edge of DIN-35 rail	99 mm / 3.898 inch

Mechanical data

Type of mounting	DIN-35 rail (EN 60715) Screw mount
------------------	---------------------------------------

Material Data

Weight	250 g
--------	-------

Environmental Requirements

Surrounding air (operating) temperature	-20 ... 60 °C
Surrounding air (storage) temperature	-25 ... 75 °C
Relative humidity	10 ... 95 % (no condensation permissible)
Derating	-4 %/K (> 45 °C)
Pollution degree	2
Climatic category	3K3 (per EN 60721)

Standards and specifications

Conformity marking	CE
Standards/specifications	EN 61204-3; EN 60335-1; EN 61558-2-6; EN 62368-1

Subject to changes. Please also observe the further product documentation!

WAGO Kontakttechnik GmbH & Co. KG
 Hansastr. 27
 32423 Minden
 Phone: +49571 887-0 | Fax: +49571 887-169
 Email: info.de@wago.com | Web: www.wago.com

Do you have any questions about our products?
 We are always happy to take your call at {0}.

Commercial data

Packaging type	BOX
Country of origin	CN
GTIN	4055143656030
Customs Tariff No.	85044082900

Counterpart

Compatible products

Marking accessories



Item no.: 210-831
Marking strips; on reel; 2.3 mm wide; plain; Self-adhesive; white

www.wago.com/210-831



Item no.: 210-832
Marking strips; on reel; 3 mm wide; plain; Self-adhesive; white

www.wago.com/210-832

tools



Item no.: 210-720
Operating tool; Blade: 3.5 x 0.5 mm; with a partially insulated shaft

www.wago.com/210-720



Item no.: 210-769
SCREWDRIVER; green

www.wago.com/210-769

ferrule



Item no.: 216-201
Ferrule; Sleeve for 0.5 mm² / 20 AWG; insulated; electro-tin plated; white

www.wago.com/216-201



Item no.: 216-202
Ferrule; Sleeve for 0.75 mm² / 18 AWG; insulated; electro-tin plated; gray

www.wago.com/216-202



Item no.: 216-203
Ferrule; Sleeve for 1 mm² / AWG 18; insulated; electro-tin plated; red

www.wago.com/216-203



Item no.: 216-204
Ferrule; Sleeve for 1.5 mm² / AWG 16; insulated; electro-tin plated; black

www.wago.com/216-204



Item no.: 216-221
Ferrule; Sleeve for 0.5 mm² / 20 AWG; insulated; electro-tin plated; white

www.wago.com/216-221



Item no.: 216-222
Ferrule; Sleeve for 0.75 mm² / 18 AWG; insulated; electro-tin plated; gray












www.wago.com/216-222



Item no.: 216-223
Ferrule; Sleeve for 1 mm² / AWG 18; insulated; electro-tin plated; red

www.wago.com/216-223

Subject to changes. Please also observe the further product documentation!

	Item no.: 216-224 Ferrule; Sleeve for 1.5 mm ² / AWG 16; insulated; electro-tin plated; black	www.wago.com/216-224
	Item no.: 216-241 Ferrule; Sleeve for 0.5 mm ² / 20 AWG; insulated; electro-tin plated; electrolytic copper; gastight crimped; acc. to DIN 46228, Part 4/09.90; white	www.wago.com/216-241
	Item no.: 216-242 Ferrule; Sleeve for 0.75 mm ² / 18 AWG; insulated; electro-tin plated; electrolytic copper; gastight crimped; acc. to DIN 46228, Part 4/09.90; gray	www.wago.com/216-242
	Item no.: 216-243 Ferrule; Sleeve for 1 mm ² / AWG 18; insulated; electro-tin plated; electrolytic copper; gastight crimped; acc. to DIN 46228, Part 4/09.90; red	www.wago.com/216-243
	Item no.: 216-244 Ferrule; Sleeve for 1.5 mm ² / AWG 16; insulated; electro-tin plated; electrolytic copper; gastight crimped; acc. to DIN 46228, Part 4/09.90; black	www.wago.com/216-244
	Item no.: 216-262 Ferrule; Sleeve for 0.75 mm ² / 18 AWG; insulated; electro-tin plated; electrolytic copper; gastight crimped; acc. to DIN 46228, Part 4/09.90; gray	www.wago.com/216-262
	Item no.: 216-263 Ferrule; Sleeve for 1 mm ² / AWG 18; insulated; electro-tin plated; electrolytic copper; gastight crimped; acc. to DIN 46228, Part 4/09.90; red	www.wago.com/216-263
	Item no.: 216-264 Ferrule; Sleeve for 1.5 mm ² / AWG 16; insulated; electro-tin plated; electrolytic copper; gastight crimped; acc. to DIN 46228, Part 4/09.90; black	www.wago.com/216-264
	Item no.: 216-284 Ferrule; Sleeve for 1.5 mm ² / AWG 16; insulated; electro-tin plated; electrolytic copper; gastight crimped; acc. to DIN 46228, Part 4/09.90; black	www.wago.com/216-284
	Item no.: 216-301 Ferrule; Sleeve for 0.25 mm ² / AWG 24; insulated; electro-tin plated; yellow	www.wago.com/216-301
	Item no.: 216-302 Ferrule; Sleeve for 0.34 mm ² / 22 AWG; insulated; electro-tin plated; green	www.wago.com/216-302
	Item no.: 216-321 Ferrule; Sleeve for 0.25 mm ² / AWG 24; insulated; electro-tin plated; yellow	www.wago.com/216-321
	Item no.: 216-322 Ferrule; Sleeve for 0.34 mm ² / 22 AWG; insulated; electro-tin plated; green	www.wago.com/216-322

Downloads

Documentation

Instruction Leaflet

EPSITRON ECO Power Switched-Mode Power Supplies
DC 12 V, 4 A

V 1.2

pdf
308.1 kB

Download

Additional Information

Subject to changes. Please also observe the further product documentation!

WAGO Kontakttechnik GmbH & Co. KG

Hansastr. 27

32423 Minden

Phone: +49571 887-0 | Fax: +49571 887-169

Email: info.de@wago.com | Web: www.wago.com

Do you have any questions about our products?

We are always happy to take your call at {0}.



Disposal; Electrical and electronic equipment, Packaging

V 1.0.0

pdf
265.8 kB

Download

CAD/CAE-Data

CAD data

2D/3D Models 787-1711

URL

Download

CAE data

EPLAN Data Portal 787-1711

Download

Installation Notes

Product family

Eco

[Show all products from the family](#)

Subject to changes. Please also observe the further product documentation!
