

Part No. X9001091-W3DSMW

External Hinged Wi-Fi Dual Band Antenna

2.4 GHz, 5 GHz

Supports: Wi-Fi applications, Agriculture, Automotive, Bluetooth, ZigBee, WLAN, Smart Home, Healthcare, Digital Signage



Ethertronics series of External antennas deliver on the key needs of device designers for higher functionality and performance in access points.

The antenna offers a high gain on both the 2.4 & 5 GHz bands, and can be mounted easily straight or at right angle to the device via an SMA.

Extensive RF Experience

Our external antennas are supported by documentation and, when needed, by the expertise of RF engineers who have integrated hundreds of antenna designs into wireless devices.

Global Operations & Design Support

Ethertronics' global operations encompass an integrated network of design centers that provide local customer support.

Electrical Specifications

Typical Characteristics measured in Free Space tested and 90° bent position

Frequency (GHz)	2.400 – 2.485	5.150 – 5.850
Return Loss	<-14 dB	<-11 dB
Peak Gain	1.8 dBi	4.0 dBi
Average Efficiency	75%	80%
Polarization	Vertical	
Feed Point Impedance	50 ohm	

External Hinged Wi-Fi Dual Band Antenna

2.4 GHz, 5 GHz

KEY BENEFITS

Quicker Time-to-Market

Standard part means fewer design changes with, simple implementation

Easy Assembly using RP-SMA or SMA

Best in Class Performance

External antennas are designed to maintain high efficiency in a variety of device configurations

Great Flexibility

Standard connector to makes easy set-up

RoHS Compliant

Products are the latest RoHS version compliant.

APPLICATIONS

- Embedded design
- Cellular, Headsets, Tablets
- Gateway, Access Point
- Handheld
- Telematics
- Tracking
- Healthcare
- M2M, Industrial devices
- Smart Grid
- OBD-II
- IoT

Mechanical Specifications & Ordering Part Number

Ordering Part Number	X9001091-W3DSMW
Dimensions (mm)	84.00 ± 2.00 height 9.35 ± 0.10 diameter
Connector Type	SMA Male
Weight (grams)	12
Hinge	Foldable 90° at the hinge level
Color	White (Black color is available upon request- P/N X9001091 – W3DSMB)
Operating Temperature (°C)	-40 to +120
Radome Material	TPEE

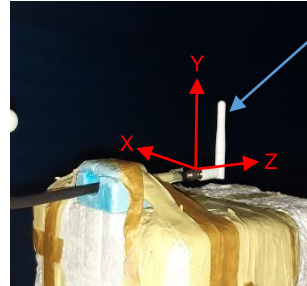



2.4 / 5 GHz External Wi-Fi antenna specifications

Ethertronics produces a wide variety of standard and custom antennas to meet user needs

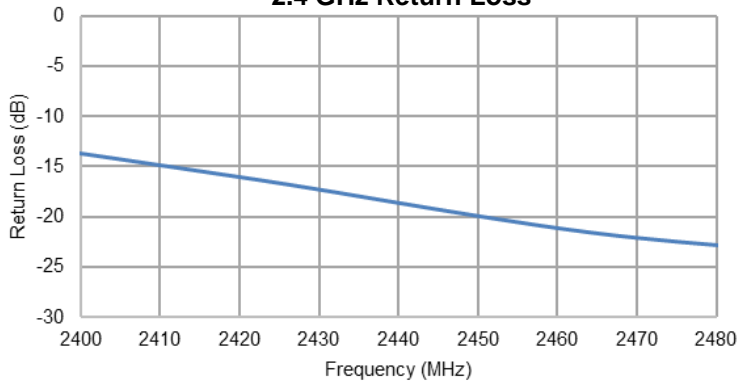
Return Loss, Efficiency, and Peak Gain Plots

Typical performance measured in free space, and in 90° bent position

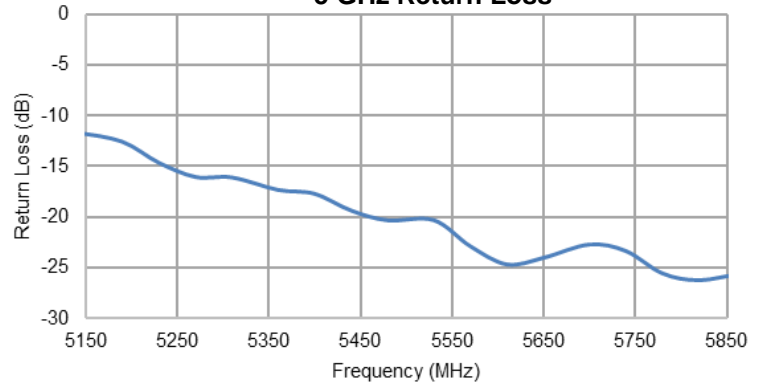


X9001091-W3DSMW
in 90° bent position

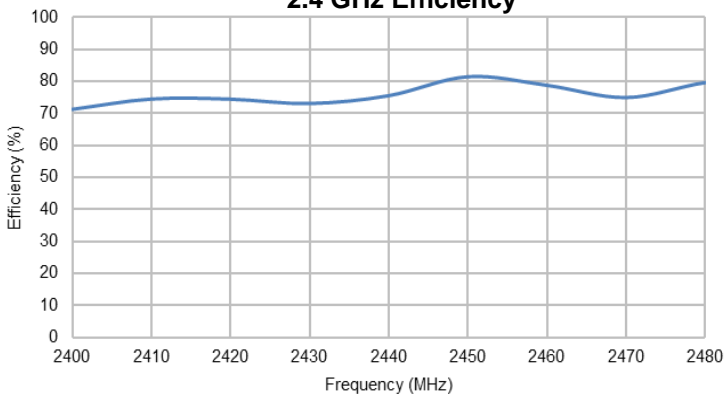
2.4 GHz Return Loss



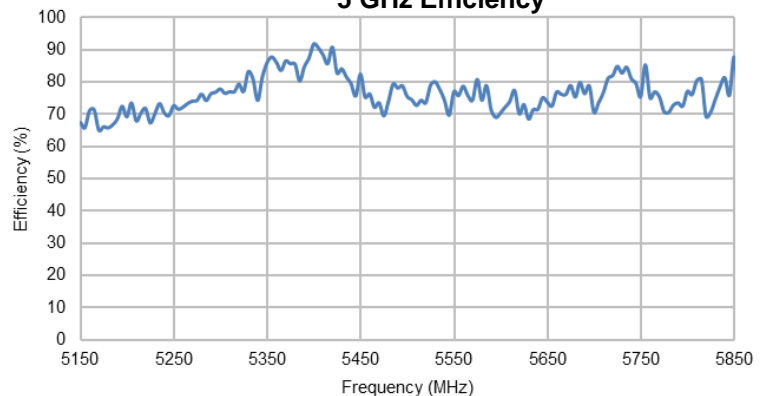
5 GHz Return Loss



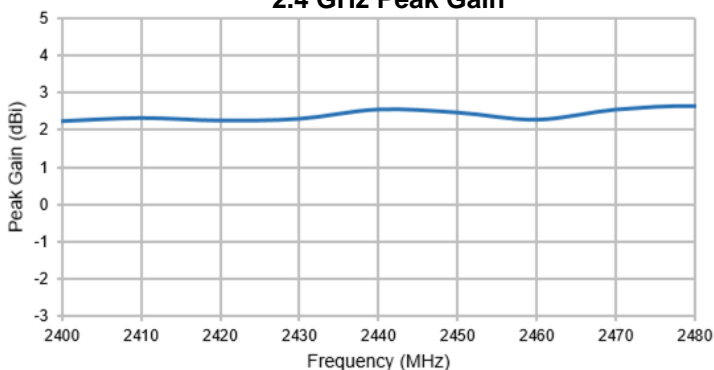
2.4 GHz Efficiency



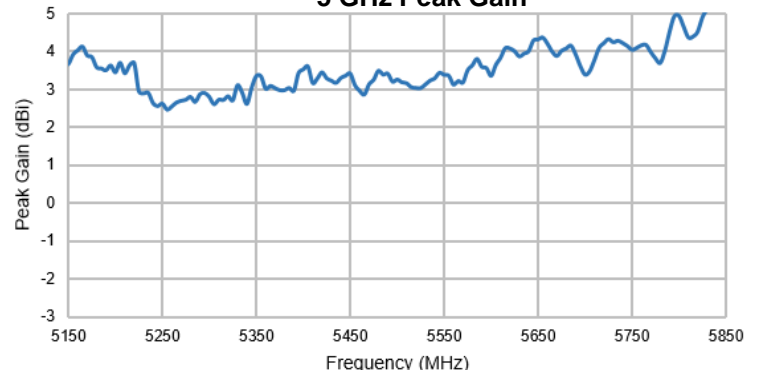
5 GHz Efficiency



2.4 GHz Peak Gain



5 GHz Peak Gain






2.4 / 5 GHz External Wi-Fi antenna specifications

Ethertronics produces a wide variety of standard and custom antennas to meet user needs

Radiation Patterns Plots

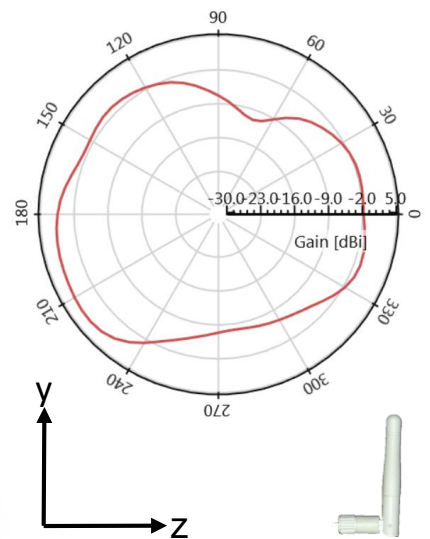
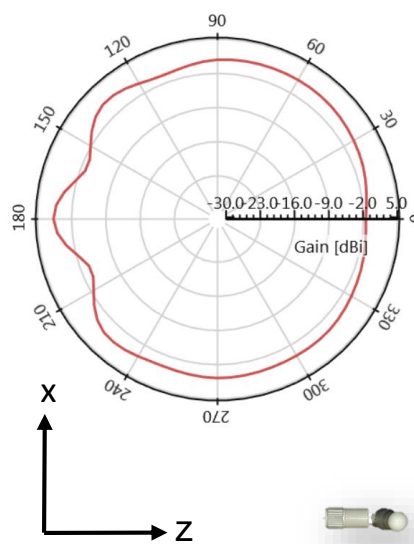
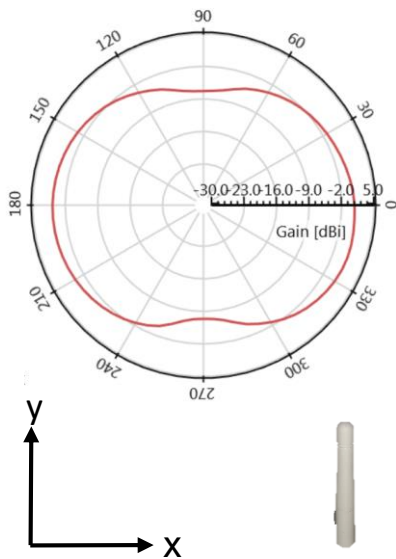
Typical performance measured in free space, and in 90° bent position

Measured at 2.44 GHz, 5.55 GHz

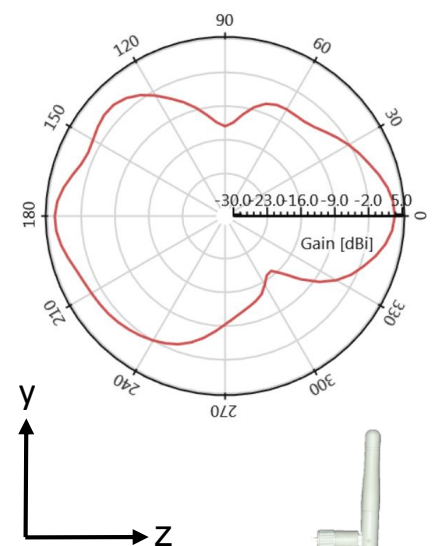
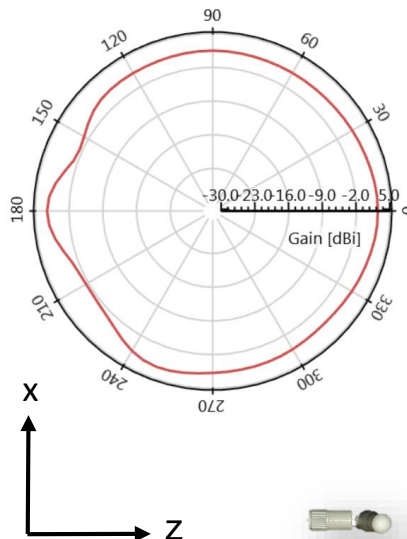
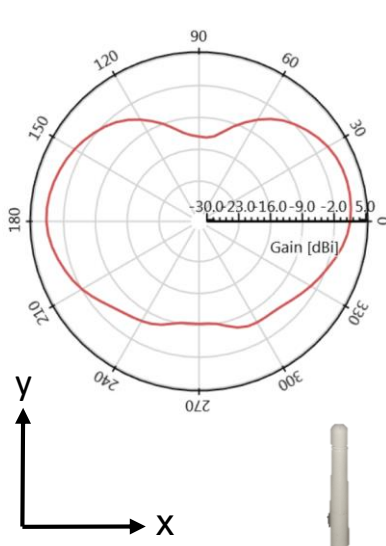


X9001091-W3DSMW

Measured at 2.44 GHz



Measured at 5.55 GHz





2.4 / 5 GHz External Wi-Fi antenna specifications
Ethertronics produces a wide variety of standard and custom antennas to meet user needs

Mechanical Specifications

Typical antenna dimensions in mm

Part Number	A (mm)	B (mm)	C (mm)	D (mm)	Connector
X9001091-W3DSMW	84.00 ± 2.00	58.00 ± 2.00	25.80 ± 2.00	9.35 ± 0.10	SMA Male

