



INSTRUMET 19" CASES

[Home Page](#)
[E-Mail Us](#)
[Catalogue PDF](#)
[Get a Catalogue](#)
[Get a Drawing](#)
[Get a Price](#)
[Get a Quote](#)
[Customising](#)
[IP Ratings](#)
[Colour Chart](#)
[Ordering Info](#)
 **01489 583858**
 **01489 583836**

FEATURES:

- Modern aluminium 19" instrument cases
- Light weight yet robust construction
- Conforms to DIN 41494 & IEC 297-1
- Designed to accept standard 3U x 19" subracks, chassis and front panels
- Attractive design with die-cast front and rear bezels and fabricated case body
- Two versions, in three sizes
- Standard models with ABS side handles
- Portable models with tilt/swivel aluminium carry handle bar
- Supplied fully assembled and ready to use
- Internal subrack/chassis support rails
- Removable rear panel included
- Ventilation holes in base and rear panels
- Three M4 earth studs provided inside
- Moulded ABS non-slip tilt feet included
- Anodised 10.5"/19" front panels available as accessories

MATERIAL:

- Aluminium

PROTECTION CLASS:

- < IP 40 (Not rated)

STANDARD COLOUR:

- Front bezel - window grey, RAL 7040
- Case body - light grey, RAL 7035 (powder polyester paint)

SUPPLY:

1. Front/rear bezel (x2)
2. Top cover
3. Base panel
4. Rear panel
5. Chassis support
6. ABS Side handle
7. Aluminium carry handle
8. ABS tilt feet
9. M4 x 10 mm (x8)
M4 x 12 mm (x4)
10. M3 x 8 mm (x12)

ACCESSORIES:

- 10.5"/19" Front Panel
- 19" Subrack/ Front Panel Mounting Kit

APPLICATIONS:

- 19" subrack or chassis based electronics such as test and measurement equipment, networking and communications devices, industrial computers, sound and studio systems, laboratory instruments and industrial control systems.

 [Printable Page](#)


Modern 19" Instrument Cases



Subrack Mounting



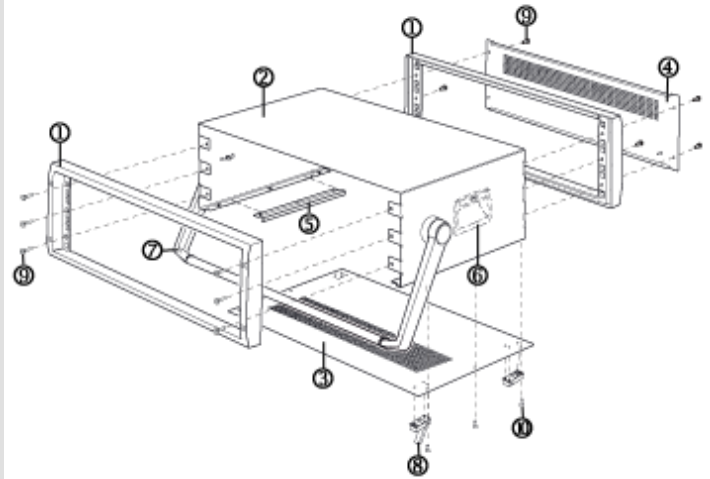
Carry Handle Bar





ABS Tilt Feet



Accessory Front Panels



INSTRUMET 10.5" CASES

							
Part No. Standard Model	Part No. Portable Model	Type	H	W	D	Drawings	
M6010305		3U x 10.5"	157	303	350	PDF	DWG
	M6010315	3U x 10.5"	157	303	350	PDF	DWG

INSTRUMET 19" CASES

							
Part No. Standard Model	Part No. Portable Model	Type	H	W	D	Drawings	
M6019305		3U x 19"	157	516	350	PDF	DWG
	M6019315	3U x 19"	157	516	350	PDF	DWG
M6019325		3U x 19"	157	516	450	PDF	DWG
	M6019335	3U x 19"	157	516	450	PDF	DWG

ACCESSORIES



For case..	Part No. Aluminium Front Panel		Part No. Subrack/Front Panel Mtg Kit*		Drawings	
3U x 10.5"	M6010001	£			PDF	DWG
3U x 19"	M6019001	£			PDF	DWG
All			M6000035	£		

Notes:
 * Front Panel Kit - Anodised front panel
 * 19" Subrack/Front Panel Mounting Kit - 4 M6 caged nuts, 4 M6 Screws & 4 ABS plastic washers (RAL 7035)

 [Printable Page](#)

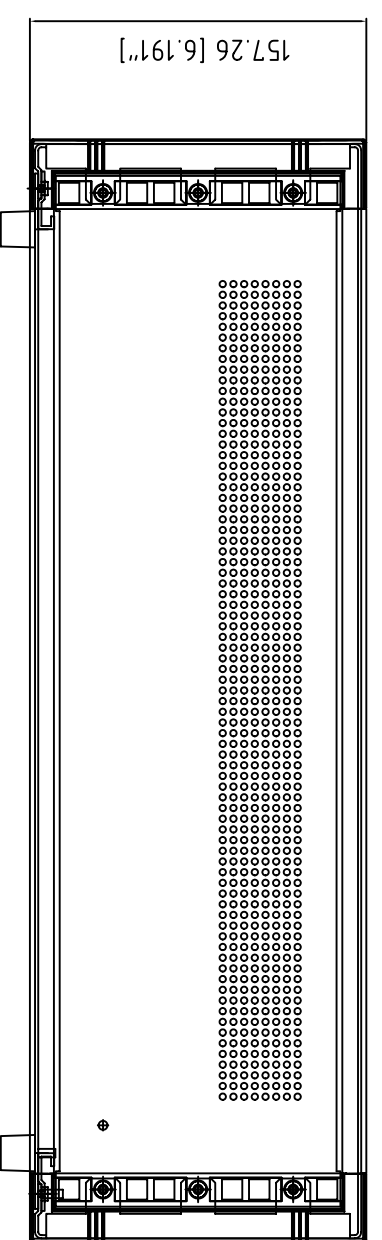

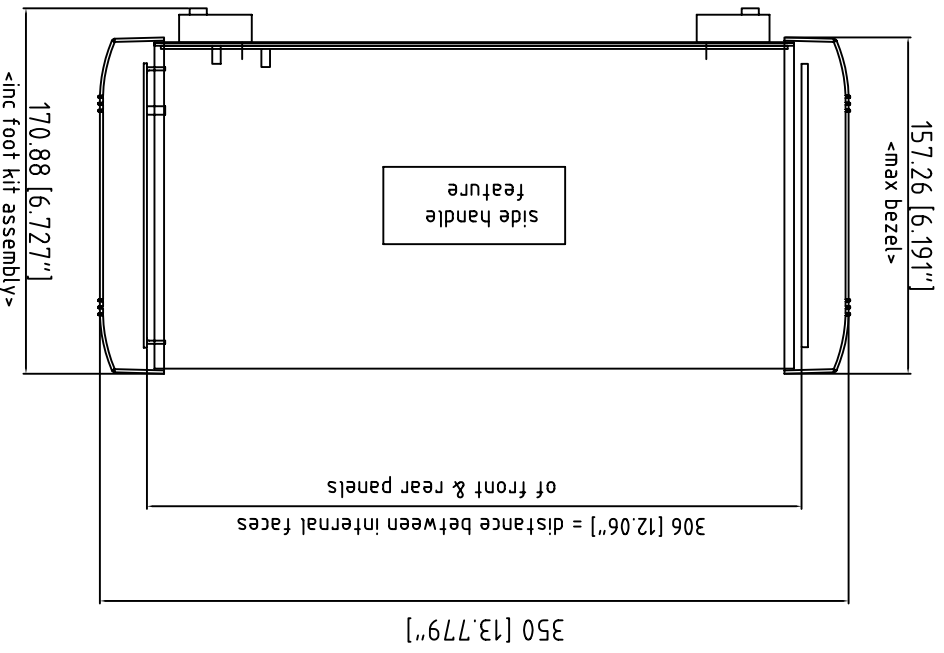


[Customising](#)

Tel: (01489) 583858 Last Updated: 27-Feb-2008 ©OKW Enclosures Ltd. UK. All rights reserved.

FIRST ANGLE PROJECTION

Modifications
1



Notes.

- 1) The geometry is in colour coded blocks as follows:
 - case body - white
 - base panel - magenta
 - rear panel - yellow
 - internal chassis supports - navy blue
 - bezels - pale blue
 - feet - red
 - front panel (optional accessory) - green
- 2) The rear panel & base panel are vented with 3mm dia holes as follows:
 - rear - 648 off
 - base - 1701 off
- 3) The case body, base & rear panels are made from 1.5mm thick aluminium & painted fine texture powder RAL 7035. All parts have M4, x 10 studs fitted for earthing.
- 4) The bezels are painted fine texture powder RAL 7040.
- 5) The side grip handles are moulded ABS RAL 7035.
- 6) The front panel (optional accessory) is made from 3mm aluminium & has an etch & clear anodise finish.

Tolerances unless otherwise stated:		Required Finish:		Scale: 1:1		ALL DIMENSIONS IN MILLIMETRES		DO NOT SCALE	
General tolerances ±0.20		See notes		Drawn by: Ian Cox		Checked By:		Date drawn: Nov '07	
Resultant tolerances between hole centers ±0.15				Drawing Number		Part Name		Material Spec:	
Tolerances on hole diameters ±0.05				--		Instrument 3U x 19" x 350mm - Side Handles			
Angles ± 0.5°		www.metcase.com		Metcase Enclosures 15 Brunel Way Segensworth East, Fareham, Hampshire, PO15 5TX, UK.		Part Number M6019305		Sheet 1 of 1	
Surface finish 32/		<small>OKW ENCLOSURES LTD (DATE AS SHOWN). THIS DRAWING CONTAINS PROPRIETARY INFORMATION OF OKW ENCLOSURES LTD AND IS TENDERED SUBJECT TO THE FOLLOWING CONDITIONS: THE INFORMATION BE RETAINED IN CONFIDENCE, NOT BE REPRODUCED OR COPIED, AND NOT BE USED OR INCORPORATED IN ANY PRODUCT, UNLESS PERMISSION IS OBTAINED IN WRITING FROM OKW ENCLOSURES LTD.</small>						A2	