

SMD female connectors - FP 0,8/ 32-FV 4,85 - 1061662

Please be informed that the data shown in this PDF Document is generated from our Online Catalog. Please find the complete data in the user's documentation. Our General Terms of Use for Downloads are valid (<http://phoenixcontact.com/download>)

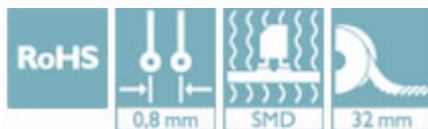


SMD female connector, Nominal current at 20 °C: 1.7 A, Test voltage: 500 V AC, number of positions: 32, pitch: 0.8 mm, color: black, contact surface: Gold

The figure shows a 12-pos. version with 12 contacts

Your advantages

- ✓ Gold-plated contacts ensure transfer quality remains stable over the long term
- ✓ Reliable mechanical and electrical connections, thanks to the double-sided ScaleX contact system
- ✓ Robustness: ScaleX technology for high tolerance compensation and protection of contacts
- ✓ Flexible device design: various numbers of positions, designs, and stack heights with high wipe lengths



Key Commercial Data

Packing unit	500 pc
Minimum order quantity	500 pc
GTIN	
GTIN	4055626713496
Weight per Piece (excluding packing)	2.000 g
Custom tariff number	85366990
Note	Made to Order (non-returnable)

Technical data

Item properties

Brief article description	SMD female connectors
Plug-in system	FINEPITCH 0,8 mm
Type of contact	Female connector
Range of articles	FP 0,8/...-FV 4,85
Pitch	0.8 mm
Number of positions	32
Mounting type	SMD soldering

SMD female connectors - FP 0,8/ 32-FV 4,85 - 1061662

Technical data

Item properties

Pin layout	Linear pad geometry
Number of levels	2
Number of potentials	32

Electrical data

Nominal current at 20 °C	1.7 A (52-pos.)
Test voltage	500 V AC IEC 60512-4-1:2003
Contact resistance	≤20 mΩ, (IEC 60512-2-1:2002-02)
Insulation resistance	≥ 5 GΩ, (IEC 60512-3-1:2002-02)

Material data - contact

Note	WEEE/RoHS-compliant, free of whiskers according to IEC 60068-2-82/ JEDEC JESD 201
Contact material	Cu alloy
Surface characteristics	Selective coating
Metal surface contact area (top layer)	Gold (Au)
Metal surface contact area (middle layer)	Nickel (Ni),
Metal surface soldering area (top layer)	Tin (Sn)
Metal surface soldering area (middle layer)	Nickel (Ni)

Material data - housing

Insulating material	LCP
Insulating material group	IIIa
CTI according to IEC 60112	150
Flammability rating according to UL 94	V0

Dimensions for the product

Length [l]	6.9 mm
Width [w]	17.58 mm
Height [h]	5.45 mm
Pitch	0.8 mm
Height (without solder pin)	4.85 mm
Coplanarity	≤ 0.1 mm

Dimensions for the application

Contact cover	0.8 mm
Overlap length	1.5 mm
Medium offset	± 0.7 mm in longitudinal and transverse direction
Angular tolerance	± 2 ° in longitudinal direction
	± 4 ° in transverse direction
Stack height	6 mm Tolerance: +1,5 mm (in combination with Range of articles:FP 0,8/...-MV 1,15)
	7.5 mm Tolerance: +1,5 mm (in combination with Range of articles:FP 0,8/...-MV 2,65)

SMD female connectors - FP 0,8/ 32-FV 4,85 - 1061662

Technical data

Packaging information

Type of packaging	32 mm wide tape
Pieces per package	500
Denomination packing units	Pcs.
[W] tape width	32 mm
[A] coil diameter	330 mm
[W2] coil overall dimension	38.4 mm
Outer packaging type	Transparent-Bag
ESD level	(D) electrostatically conductive
Specification	DIN EN 61340-5-1 (VDE 0300-5-1): 2008-07

Processing notes

Process	Reflow soldering
Specification	Following IPC/JEDEC J-STD-020E:2014-12
Moisture Sensitive Level	MSL 1
Classification temperature T _c	260 °C

Ambient conditions

Ambient temperature (storage/transport)	-40 °C ... 70 °C
Ambient temperature (assembly)	-5 °C ... 100 °C
Ambient temperature (operation)	-55 °C ... 125 °C

Mechanical tests

Insertion and withdrawal force per contact	≤ 0.6 N
--	---------

Air clearances and creepage distances

Air clearances and creepage distances	min. 0.25 mm
---------------------------------------	--------------

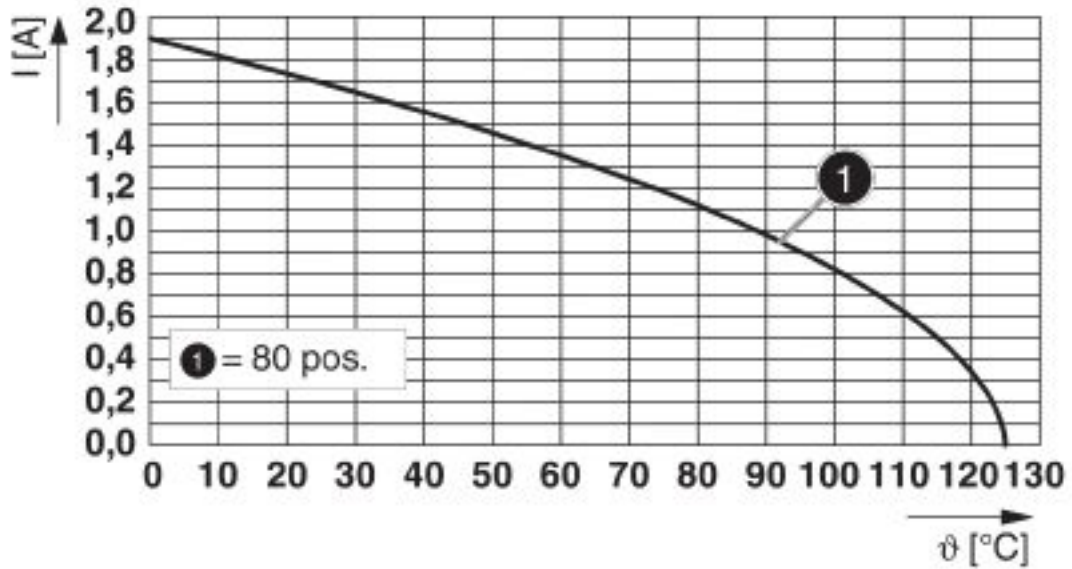
Service life

Service life	500 Insertion/withdrawal cycles, Performance level 1
--------------	--

Drawings

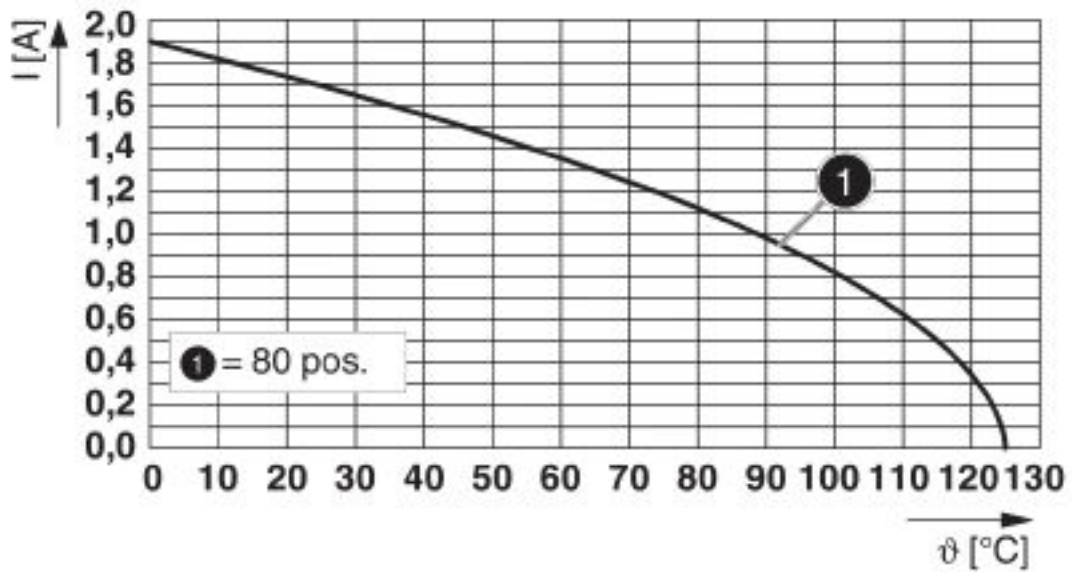
SMD female connectors - FP 0,8/ 32-FV 4,85 - 1061662

Diagram



Type: FP 0,8/...-MV 2,65 with FP 0,8/...-FV 4,85

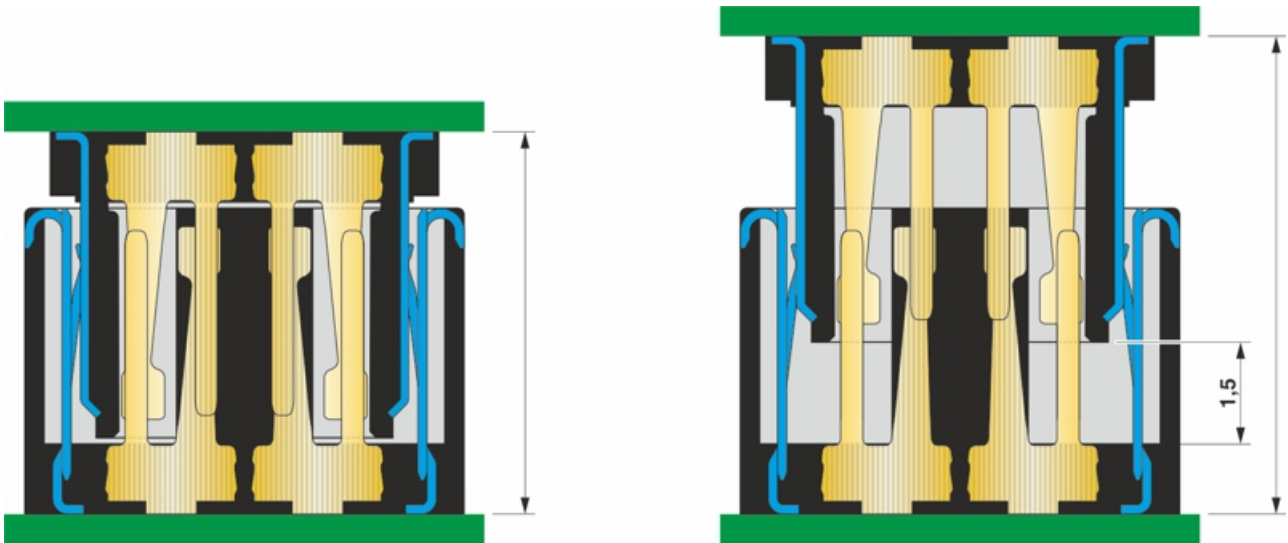
Diagram



Type: FP 0,8/...-MV 2,65 with FP 0,8/...-FV 4,85

SMD female connectors - FP 0,8/ 32-FV 4,85 - 1061662

Schematic diagram



Classifications

eCl@ss

eCl@ss 8.0	27440402
eCl@ss 9.0	27440402

ETIM

ETIM 5.0	EC002637
ETIM 6.0	EC002637
ETIM 7.0	EC002637

Approvals

Approvals

Approvals

cULus Recognized

SMD female connectors - FP 0,8/ 32-FV 4,85 - 1061662

Approvals

Ex Approvals

Approval details

cULus Recognized



<http://database.ul.com/cgi-bin/XYV/template/LISEXT/1FRAME/index.htm> E118976-20190703

Accessories

Additional products

SMD male connectors - FP 0,8/ 32-MV 2,65 - 1061698



SMD male connector, Nominal current at 20 °C: 1.7 A, Test voltage: 500 V AC, number of positions: 32, pitch: 0.8 mm, color: black, contact surface: Gold

SMD male connectors - FP 0,8/ 32-MV 1,15 - 1061728



SMD male connector, Nominal current at 20 °C: 1.7 A, Test voltage: 500 V AC, number of positions: 32, pitch: 0.8 mm, color: black, contact surface: Gold