

## SMD male connectors - FP 0,8/ 12-MV 2,65 - 1061696

Please be informed that the data shown in this PDF Document is generated from our Online Catalog. Please find the complete data in the user's documentation. Our General Terms of Use for Downloads are valid (<http://phoenixcontact.com/download>)

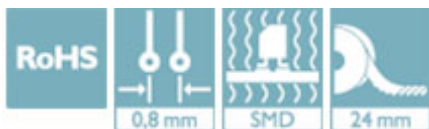


SMD male connector, Nominal current at 20 °C: 1.7 A, Test voltage: 500 V AC, number of positions: 12, pitch: 0.8 mm, color: black, contact surface: Gold

The figure shows a 12-pos. version with 12 contacts

### Your advantages

- ✓ Gold-plated contacts ensure transfer quality remains stable over the long term
- ✓ Reliable mechanical and electrical connections, thanks to the double-sided ScaleX contact system
- ✓ Robustness: ScaleX technology for high tolerance compensation and protection of contacts
- ✓ Flexible device design: various numbers of positions, designs, and stack heights with high wipe lengths



### Key Commercial Data

Packing unit	250 pc
Minimum order quantity	250 pc
GTIN	
GTIN	4055626715261
Weight per Piece (excluding packing)	2.860 g
Custom tariff number	85366990
Note	Made to Order (non-returnable)

### Technical data

#### Item properties

Brief article description	SMD male connectors
Plug-in system	FINEPITCH 0,8 mm
Type of contact	Male connector
Range of articles	FP 0,8/...-MV 2,65
Pitch	0.8 mm
Number of positions	12
Mounting type	SMD soldering

## SMD male connectors - FP 0,8/ 12-MV 2,65 - 1061696

### Technical data

#### Item properties

Pin layout	Linear pad geometry
Number of levels	2
Number of potentials	12

#### Electrical data

Nominal current at 20 °C	1.7 A (52-pos.)
Test voltage	500 V AC IEC 60512-4-1:2003
Contact resistance	≤20 mΩ, (IEC 60512-2-1:2002-02)
Insulation resistance	≥ 5 GΩ, (IEC 60512-3-1:2002-02)

#### Material data - contact

Note	WEEE/RoHS-compliant, free of whiskers according to IEC 60068-2-82/ JEDEC JESD 201
Contact material	Cu alloy
Surface characteristics	Selective coating
Metal surface contact area (top layer)	Gold (Au)
Metal surface contact area (middle layer)	Nickel (Ni),
Metal surface soldering area (top layer)	Tin (Sn)
Metal surface soldering area (middle layer)	Nickel (Ni)

#### Material data - housing

Insulating material	LCP
Insulating material group	IIIa
CTI according to IEC 60112	150
Flammability rating according to UL 94	V0

#### Dimensions for the product

Length [ l ]	6.1 mm
Width [ w ]	8.7 mm
Height [ h ]	7.75 mm
Pitch	0.8 mm
Height (without solder pin)	7.15 mm
Coplanarity	≤ 0.1 mm

#### Dimensions for the application

Contact cover	0.8 mm
Overlap length	1.5 mm
Medium offset	± 0.7 mm in longitudinal and transverse direction
Angular tolerance	± 2 ° in longitudinal direction
	± 4 ° in transverse direction
Stack height	7.5 mm Tolerance: +1,5 mm (in combination with Range of articles:FP 0,8/...-FV 4,85)
	10.5 mm Tolerance: +1,5 mm (in combination with Range of articles:FP 0,8/...-FV 7,85)

## SMD male connectors - FP 0,8/ 12-MV 2,65 - 1061696

### Technical data

#### Packaging information

Type of packaging	24 mm wide tape
Pieces per package	250
Denomination packing units	Pcs.
[W] tape width	24.4 mm
[A] coil diameter	330 mm
[W2] coil overall dimension	30.4 mm
Outer packaging type	Transparent-Bag
ESD level	(D) electrostatically conductive
Specification	DIN EN 61340-5-1 (VDE 0300-5-1): 2008-07

#### Processing notes

Process	Reflow soldering
Specification	Following IPC/JEDEC J-STD-020E:2014-12
Moisture Sensitive Level	MSL 1
Classification temperature T <sub>c</sub>	260 °C

#### Ambient conditions

Ambient temperature (storage/transport)	-40 °C ... 70 °C
Ambient temperature (assembly)	-5 °C ... 100 °C
Ambient temperature (operation)	-55 °C ... 125 °C

#### Mechanical tests

Insertion and withdrawal force per contact	≤ 0.6 N
--	---------

#### Air clearances and creepage distances

Air clearances and creepage distances	min. 0.25 mm
---------------------------------------	--------------

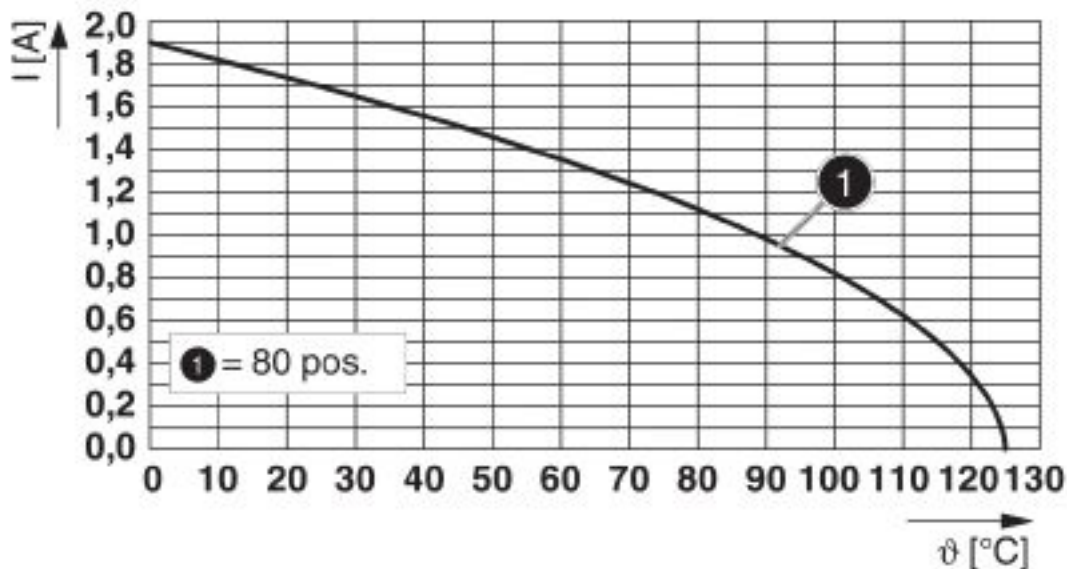
#### Service life

Service life	500 Insertion/withdrawal cycles, Performance level 1
--------------	--

### Drawings

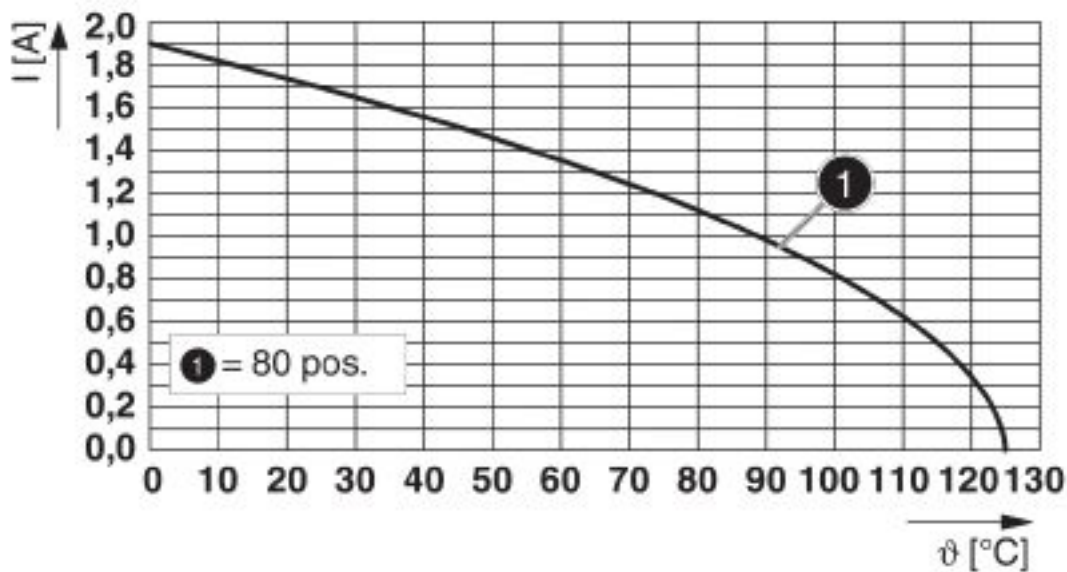
# SMD male connectors - FP 0,8/ 12-MV 2,65 - 1061696

Diagram



Type: FP 0,8/...-MV 2,65 with FP 0,8/...-FV 4,85

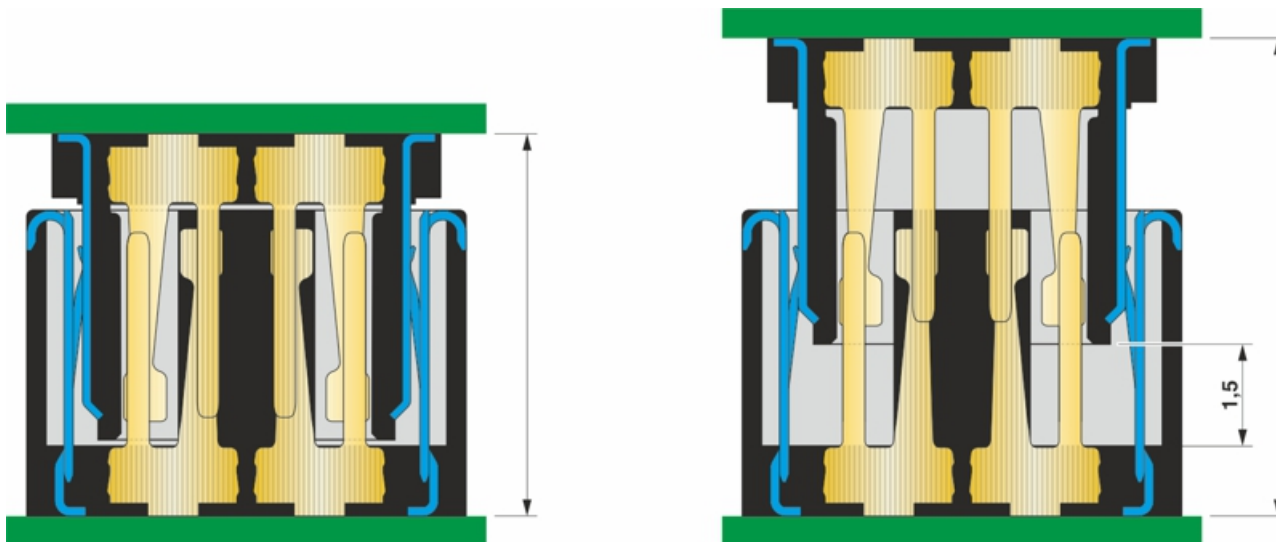
Diagram



Type: FP 0,8/...-MV 2,65 with FP 0,8/...-FV 7,85

## SMD male connectors - FP 0,8/ 12-MV 2,65 - 1061696

Schematic diagram



### Classifications

#### eCl@ss

eCl@ss 4.0	27260700
eCl@ss 4.1	27260700
eCl@ss 5.0	27260700
eCl@ss 5.1	27260700
eCl@ss 6.0	27260700
eCl@ss 7.0	27440402
eCl@ss 8.0	27440402
eCl@ss 9.0	27440402

#### ETIM

ETIM 5.0	EC002637
ETIM 6.0	EC002637
ETIM 7.0	EC002637

## SMD male connectors - FP 0,8/ 12-MV 2,65 - 1061696

### Approvals

#### Approvals

---

#### Approvals

cULus Recognized

---

#### Ex Approvals

---

### Approval details

cULus Recognized



<http://database.ul.com/cgi-bin/XYV/template/LISEXT/1FRAME/index.htm> E118976-20190703

### Accessories

#### Additional products

#### SMD female connectors - FP 0,8/ 12-FV 7,85 - 1061580



SMD female connector, Nominal current at 20 °C: 1.7 A, Test voltage: 500 V AC, number of positions: 12, pitch: 0.8 mm, color: black, contact surface: Gold, mounting: SMD soldering

#### SMD female connectors - FP 0,8/ 12-FV 4,85 - 1061643



SMD female connector, Nominal current at 20 °C: 1.7 A, Test voltage: 500 V AC, number of positions: 12, pitch: 0.8 mm, color: black, contact surface: Gold