

Home

Products

Distributors

Technical



Contact Us










Other Options








Path: [Home](#) > [Enclosure Index](#) > **General Purpose - Plastic Hand Held Enclosures**





Key Features:

- Attractively styled and ergonomically designed for use as a "hand-held" instrument enclosure.
- Molded from economical plastic. Link here to our [flame retardant ABS plastic version](#).
- Recessed top for membrane display or pad.
- Lap joint construction provides protection against access of dust and splashing water.
- Extra deep top and ultra shallow base are specifically designed to enhance the aesthetics of the enclosure and provide the user with flexibility and assembly efficiency.
- Designed to meet IP54.
- Two keyhole knockouts are molded into the inside of the base to facilitate wall mounting installation.
-  Link here to [photo tables](#) of each part number (No Battery Door) - (parts shown are the ABS plastic version) - only difference is material & lack of brass inserts & machine screws
-  Link here to [photo tables](#) of each part number (With Battery Door) - (parts shown are the ABS plastic version) - only difference is material & lack of brass inserts & machine screws.

Hammond Part Number	Color	Battery Door	Reader File	 Drawing File Size	AutoCAD .dxf & .dwg Files (zipped)	.zip File Size	Units	Length	Width	Enclosure Depth (Includes Lid)
1599BSGY	Grey	No		112K		105K	Inches	5.12	2.56	0.97
							mm	130	65	25
1599BSGYBAT	Grey	Yes		124K		106K	Inches	5.12	2.56	0.97
							mm	130	65	25
1599ESGY	Grey	No		128K		103K	Inches	6.70	3.35	1.33
							mm	170	85	34
1599ESGYBAT	Grey	Yes		151K		104K	Inches	6.70	3.3	1.33
							mm	170	85	34

1599HSGY	Grey	No		134K		112K	Inches	8.66	4.33	1.73
							mm	220	110	44
1599HSGYBAT	Grey	Yes		131K		114K	Inches	8.66	4.33	1.73
							mm	220	110	44
1599KSGY	Grey	No		116K		97K	Inches	8.66	5.5	1.60
							mm	220	140	40.5
1599KSGYBAT	Grey	Yes		124K		100K	Inches	8.66	5.5	1.60
							mm	220	140	40.5

 Link here to [photo tables](#) of each part number (No Battery Door)

 Link here to [photo tables](#) of each part number (With Battery Door)

(parts shown are the ABS plastic version) - only difference is material & lack of brass inserts & machine screws

NOTES:


- All Dimensions in inches & mm
- A black nylon belt/pocket clip (Hammond Part Number **1599CLIP**) or in grey nylon (Hammond Part Number **1599CLIPGY**) is also available (see photo below). Download drawings in: Adobe PDF file [1599CLIP.pdf](#) (36K) or CAD drawings (both .dxf & .dwg) [1599CLIP.zip](#) (28K).

Economical version uses self tapping screws. Perfect where economy is important and where repetitive assembly and disassembly of lid is not vital.



Battery Door Information

Part numbers above ending in "BAT" include a battery door (shown below)



Battery Door Closed



Battery Door Open

Accessories

Screws:

- Accessory screws for mounting P.C. boards into standoffs (#4 x 1/4" pan head) P/N **1593ATS50** (qty. 50), P/N **1593ATS100** (qty. 100).
- Replacement self tapping screw, used in economical 1599BS series (ie...without brass inserts). #4 x 3/4" **1599BTS100** - Package of 100
- Replacement self tapping screw, used in economical 1599ES, HS & KS series (ie...without brass inserts). #4 x 5/8" **1598TS100** - Package of 100

Belt / Pocket Clip Option:



- Molded from tough nylon.
- Includes 2 nylon screws (insulated to avoid internal interference).
- Mounting template included.

Black - Part Number **1599CLIP**

Grey (shown) - Part Number **1599CLIPGY**

Battery Holder Kits:

- Designed for our battery door enclosure (ie...part numbers ending in BAT).
- Kits include all the parts required to install the battery or batteries.
- Kit includes the battery holder, wires, divider and foam anti-rattle pad.

Part Number	Battery Holder Kit For:	Fits Battery Door Enclosure Size:
BH1AAWKIT	1 AA Cell	1599B, 1599E, 1599H & 1599K series
BH2AAWKIT	2 AA Cells	1599B, 1599E, 1599H & 1599K series
BH1AAAWKIT	1 AAA Cell	1599B, 1599E, 1599H & 1599K series
BH2AAAWKIT	2 AAA Cells	1599B, 1599E, 1599H & 1599K series
BH3AAAWKIT	3 AAA Cells	1599E, 1599H & 1599K series
BH4AAAWKIT	4 AAA Cells	1599E, 1599H & 1599K series
BS61KIT	1 - 9V Cell	1599B, 1599E, 1599H & 1599K series

Link here for [pictures & more details](#) 

Battery Dividers:

- Grey ABS plastic panel barriers which insert vertically into the P.C. card guides.

Part Number (Package of 5)	Part Number (Package of 100)	Use With Enclosure Series:
1599BD5	1599BD100	1599B
1599ED5	1599ED100	1599E
1599HD5	1599HD100	1599H

DOWNLOAD

catalog pages on this series (206K) [9C-1599S.pdf](#)

Exactly what you are looking for???

Link to our stocking distributors - most have "on-line" pricing, stock check and ordering!!!

Our Distributors

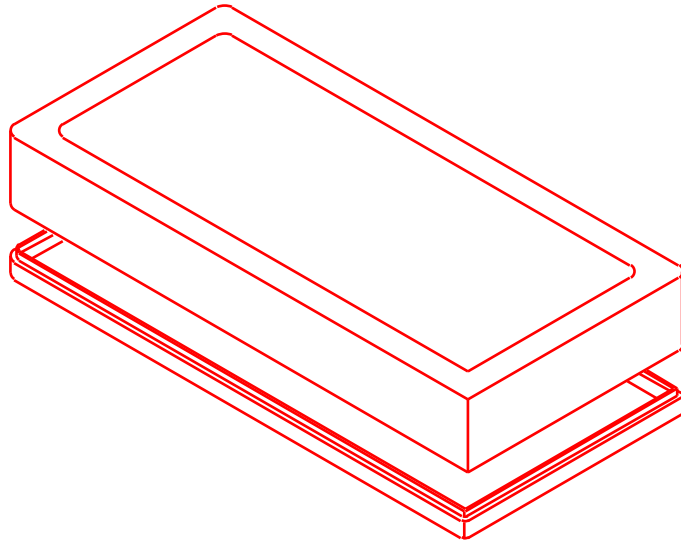
[Order from your favorite distributor](#)

[Home](#) | [Products](#) | [Distributors](#) | [Technical](#) | [Contact Us](#) | [Other Options](#)

Copyright; © 1997-2007 Hammond Mfg Co Inc

URL: <http://www.hammondmfg.com>

REV	DESCRIPTION	DATE

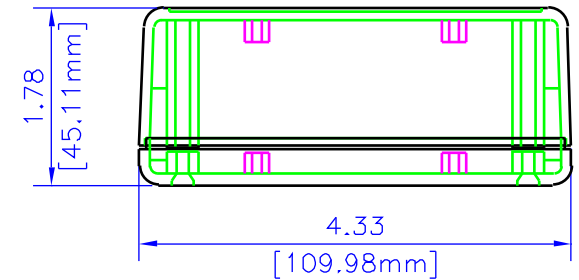
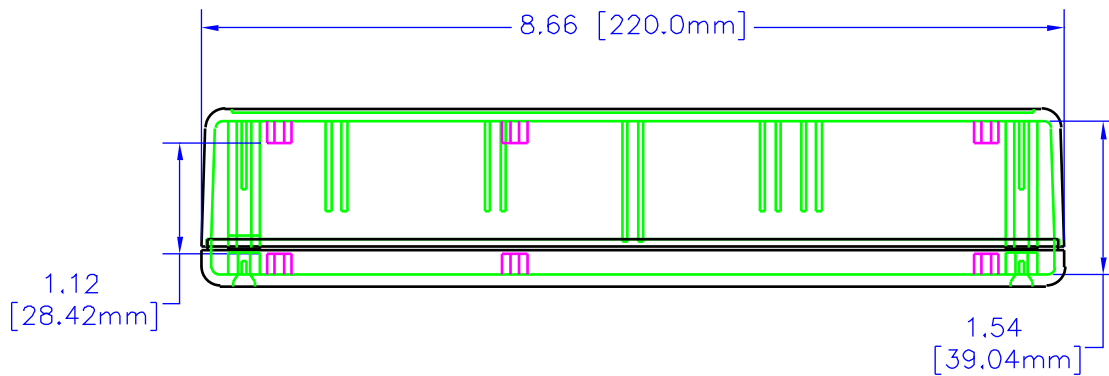


NOTES

MATERIAL (ABS) FLAME RETARDANT UL94 V0 MATERIAL WITH BRASS INSERTS IN CORNER POSTS, (STYRENE) IS NON-FLAME RETARDANT WITHOUT BRASS INSERTS.

PARTS (ABS) VERSION MACHINE SCREWS M3-0.5 x 10mm, REPLACEMENT PN 1591MS100 (100 / BAG), (STYRENE) VERSION SELF TAPPING #4 x 0.5", REPLACEMENT PN 1591TS100 (100 / BAG).

COLORS (ABS) BLACK, & GRAY, (STYRENE) GRAY ONLY,



ASSEMBLED

UNLESS OTHERWISE SPECIFIED
DIMENSIONS ARE IN INCHES

X +/- .1
XX +/- .02
XXX +/- .015
CUTS +/- .005
ANGLES +/- .5 DEG.

NOTES:
HAMMOND CLAIMS PROPRIETARY RIGHTS TO THE MATERIAL ON THIS DRAWING. IT IS INTENDED TO BE USED AS A REFERENCE FOR ENGINEERING INFORMATION ONLY. THIS INFORMATION MAY NOT BE USED TO MANUFACTURE PRODUCT WITHOUT WRITTEN PERMISSION FROM HAMMOND MANUFACTURING.



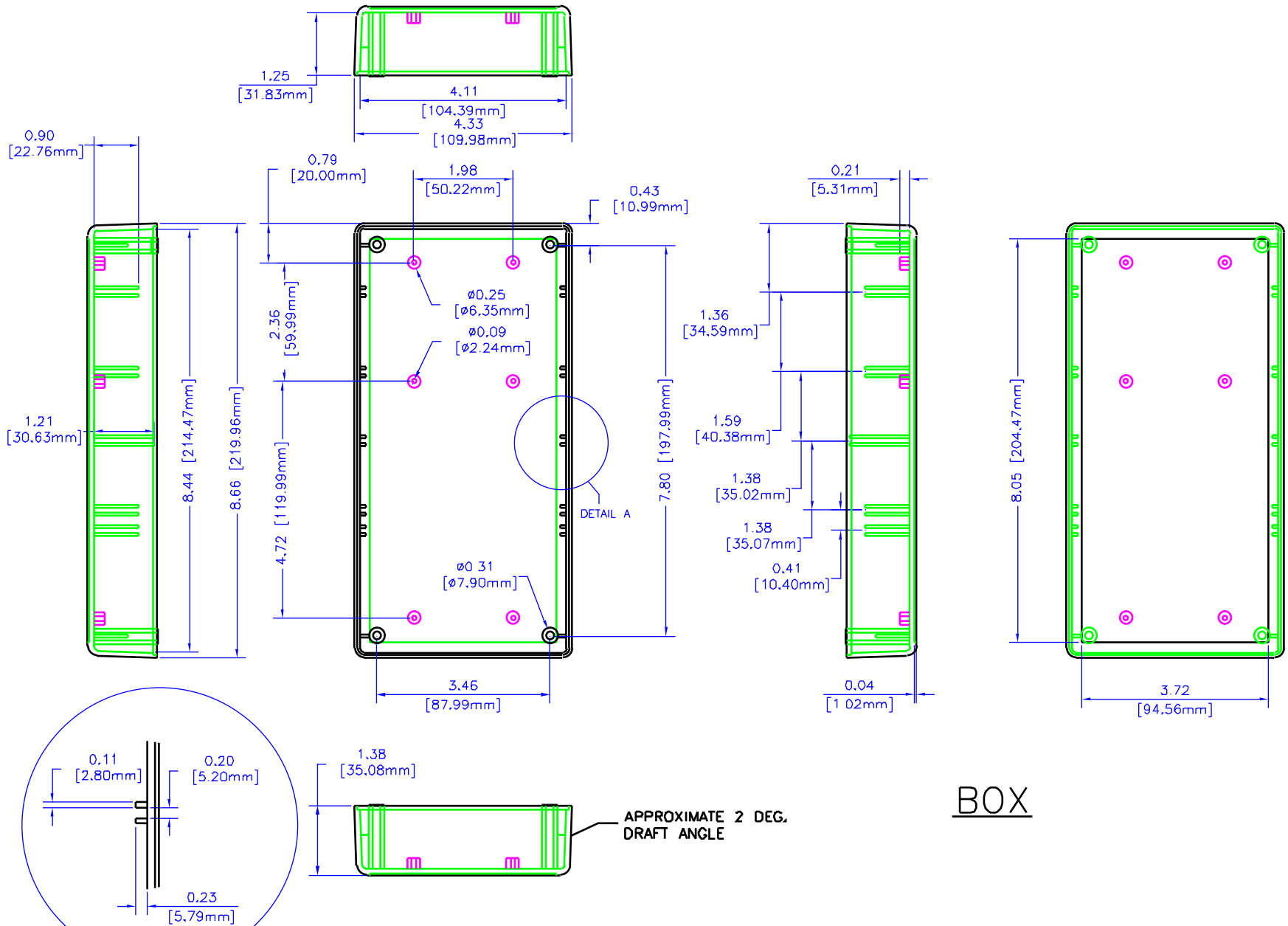
**HAMMOND
MANUFACTURING**

WEB: WWW.HAMMONDMFG.COM

TITLE
HAMMOND 1599 SERIES
PLASTIC ENCLOSURE

DRAWN BY MJM DATE 07/06/01
SCALE PAGE 1 OF 3
PART NUMBER
1599H

NOTES



BOX

DETAIL A

UNLESS OTHERWISE SPECIFIED
DIMENSIONS ARE IN INCHES
X +/- .1
XX +/- .02
XXX +/- .015
CUTS +/- .005
ANGLES +/- .5 deg
NOTE:
HAMMOND MAKES NO WARRANTY AS TO THE MATERIAL OR THE DRAWING. IT IS INTENDED TO BE USED AS A REFERENCE FOR CHECKING INFORMATION ONLY. THIS INFORMATION MAY NOT BE USED TO MANUFACTURE PRODUCT WITHOUT WRITTEN PERMISSION FROM HAMMOND MANUFACTURING.

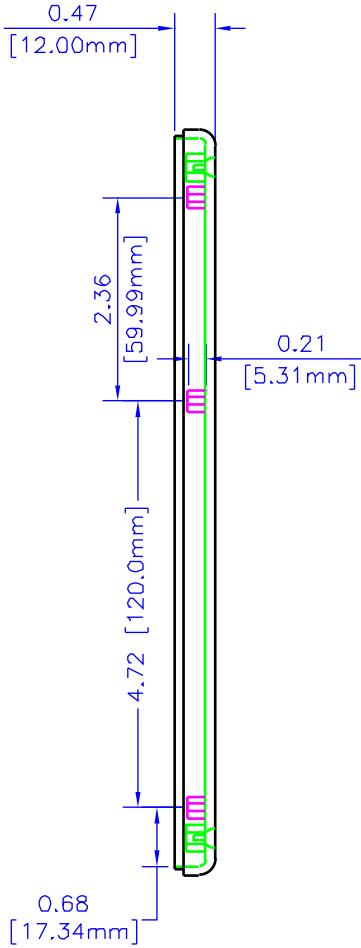
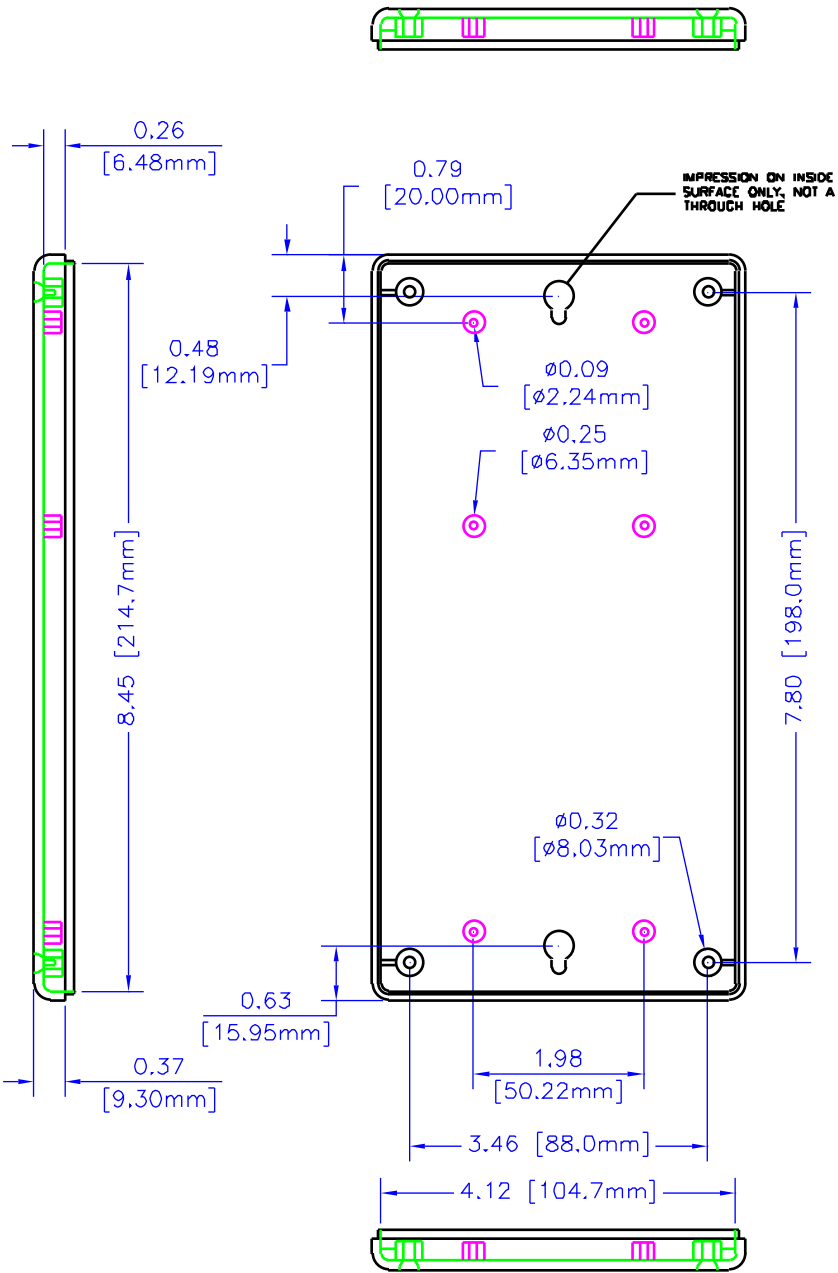


**HAMMOND
MANUFACTURING**

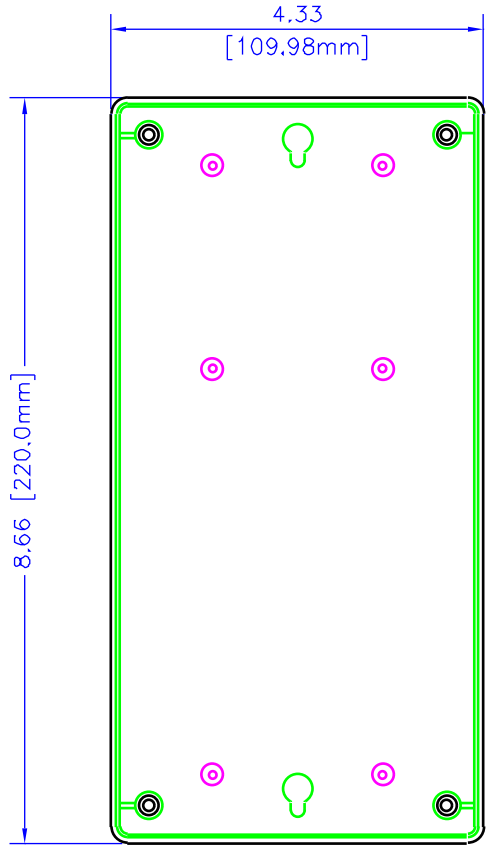
WEB: WWW.HAMMONDMFG.COM

TITLE HAMMOND 1599 SERIES PLASTIC ENCLOSURE	
DRAWN BY MJM	DATE 07/06/01
SCALE	PAGE 2 OF 3
PART NUMBER 1599H	

NOTES



LID



UNLESS OTHERWISE SPECIFIED DIMENSIONS ARE IN INCHES
 X +/- .1
 XX +/- .02
 XXX +/- .015
 CUTS +/- .005
 ANGLES +/- .5 DEG.

NOTICE
 HAMMOND OWNS PROPRIETARY RIGHTS TO THE MATERIAL ON THIS DRAWING. IT IS INTENDED TO BE USED AS A REFERENCE FOR ENGINEERING INFORMATION ONLY. THIS INFORMATION MAY NOT BE USED TO MANUFACTURE PRODUCT WITHOUT WRITTEN PERMISSION FROM HAMMOND MANUFACTURING.



WEB: WWW.HAMMONDMFG.COM

FILE		HAMMOND 1599 SERIES PLASTIC ENCLOSURE	
DRAWN BY	MJM	DATE	07/06/01
SCALE		PAGE	3 OF 3
PART NUMBER		1599H	