



## Table of Contents

### *PPAP Package for:*

**Newark Electronics**  
**Customer Part Number: 67R4320**  
**(TE Connectivity Part Number):1-1924067-1**  
**Feb-2020**

Section A	<u>Nondisclosure Agreement</u>
Section # 1	<u>Design Records</u>
Section # 2	<u>Engineering Change Documents</u>
Section # 3	<u>Customer Engineering Approval</u>
Section # 4	<u>Design FMEA</u>
Section # 5	<u>Process Flow Diagrams</u>
Section # 6	<u>Process FMEA</u>
Section # 7	<u>Control Plan</u>
Section # 8	<u>Measurement Systems Analysis Studies</u>
Section # 9	<u>Dimensional Results</u>
Section # 10	<u>Material, Performance Test Results</u>
Section # 11	<u>Initial Process Study</u>
Section # 12	<u>Qualified Laboratory Documentation</u>
Section # 13	<u>Appearance Approval Report</u>
Section # 14	<u>Sample Product</u>
Section # 15	<u>Master Sample</u>
Section # 16	<u>Checking Aids</u>
Section # 17	<u>Records Of Compliance With Customer-Specific Requirements</u>
Section # 18	<u>Part Submission Warrant</u>
Section # 18a	<u>Bulk Material Requirements</u>



## **Nondisclosure Agreement**

If a nondisclosure agreement has been reached with your company, it will be included on the following page(s). Please review the terms of this agreement to ensure that further actions associated with information contained within this PPAP package do not violate these terms.

If a nondisclosure agreement HAS NOT been reached, certain documents deemed confidential by TE Connectivity will not be included in this PPAP package. These documents include but are not limited to the Design FMEA, the Process Flow Diagram, the Process FMEA and the Control Plan. These documents can be reviewed by you company but cannot be retained.

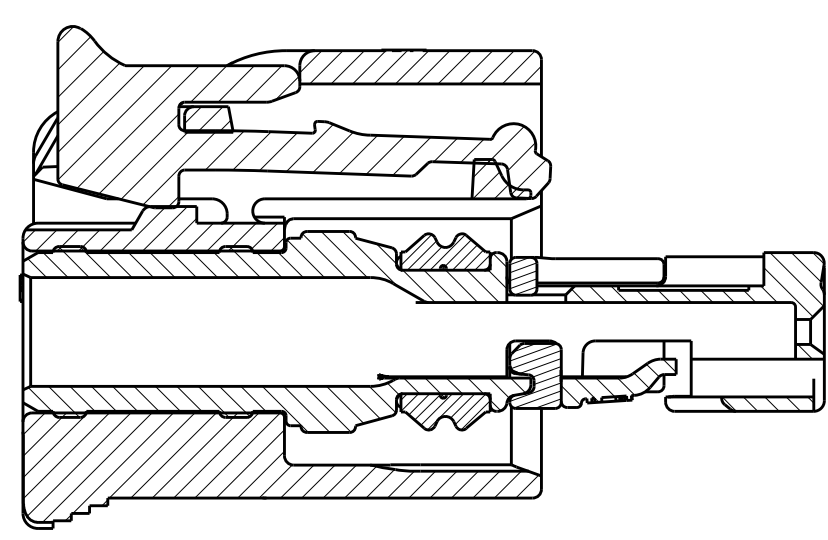
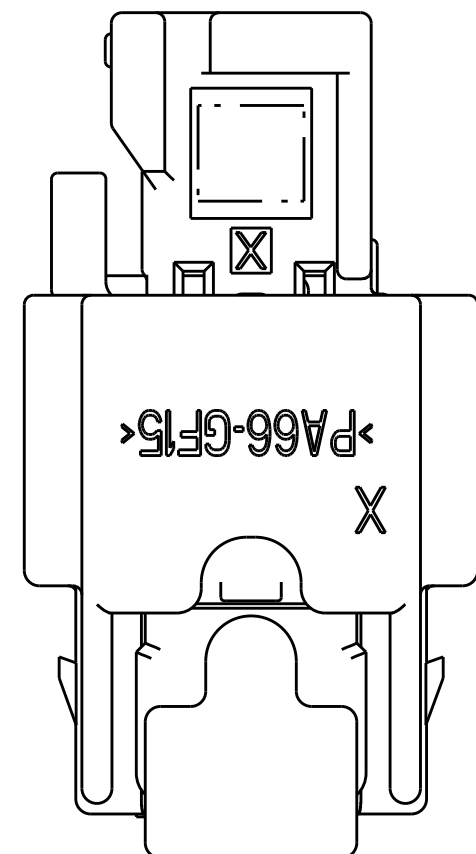


# Section 1

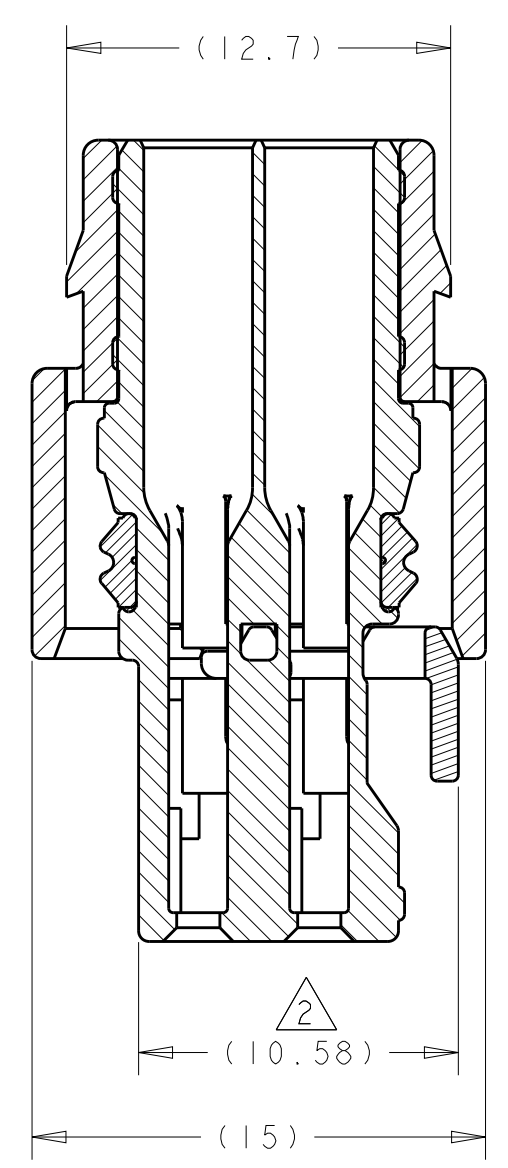
# Design Records

REVISIONS				
P.	LTN.	DESCRIPTION	DATE	DWN. APVD.
B5		REVISED PER ECO-12-019932	13NOV2012	DLD SLM
B6		REVISED PER ECO-14-014610	26SEP2014	DLD SLM

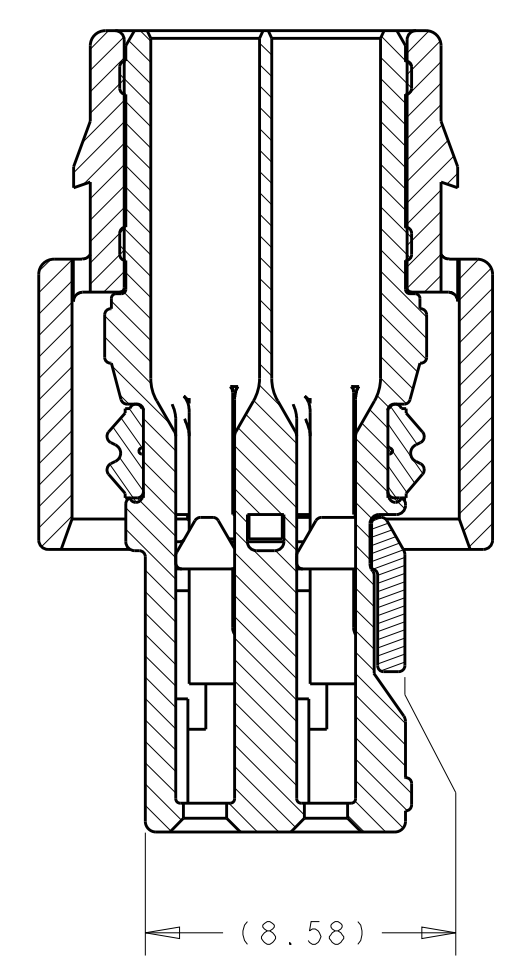
1. PART NUMBER 1-1924067-9 SHOWN ON DRAWING.
2. TPA AND CPA (WHEN APPLICABLE) ARE SHIPPED IN THEIR PRE-LATCHED POSITIONS. SEE INSTRUCTION SHEET 408-8968 FOR DIRECTIONS ON MOVING THE CPA AND TPA TO THE PRE-LATCHED POSITION, IF NECESSARY.
3. TERMINALS SOLD SEPARATELY. FOR USE WITH TE MCON 1.2mm CLEAN BODY CONTACT WITH WIRE SEAL. SEE TE MCON 1.2-CB (CLEAN BODY) TABLE FOR APPLICABLE PART NUMBERS.
4. APPLICABLE HEADER INTERFACE DRAWING 114-18679-3 IS AVAILABLE UPON REQUEST. A COPY OF THIS DRAWING CAN BE OBTAINED FROM THE TYCO ELECTRONICS PRODUCT MANAGER, VIA YOUR TE CONNECTIVITY SALES REPRESENTATIVE OR CUSTOMER SERVICE.
5. MINIMUM FEED THROUGH CONDITION WITH 1.0mm CLEARANCE ALL AROUND.
6. TRACEABILITY PRINTED IN THIS LOCATION AT ASSEMBLY.
7. NOTE LEFT BLANK INTENTIONALLY.
8. PART NUMBERS 1924067-7, -8, 1-7, 1-8 INNER HOUSING ARE ASSEMBLED 180°.
9. PROTOTYPE ASSEMBLIES USE GERMAN OUTER HOUSING P/N: 1718648-1, CPA P/N: 1670193-1 AND SEAL P/N: 1718650-1.
10. NOTE DELETED
11. TPA ENGAGE FORCE: PRESET TO FULL  $\geq 2$  N AND  $\leq 60$  N.
12. TPA DISENGAGE FORCE: DISENGAGE FROM FULL TO PRESET  $\geq 2$  N AND  $\leq 60$  N.
13. CPA ENGAGE FORCE: PRESET TO FULL WITHOUT CONNECTORS MATED  $\geq 40$  N.
14. CPA ENGAGE FORCE: PRESET TO FULL WITH CONNECTORS MATED  $< 30$  N.
15. POLARIZATION FEATURE EFFECTIVENESS:  
CONNECTOR MATED TURNED 180° NO MATING  $> 125$  N.  
WRONG KEYING NO MATING  $> 125$  N.
16. VALIDATED UP TO USCAR TEMPERATURE CLASS III.
17. SEE INSTRUCTION SHEET 408-8928.
18. REFERENCE SHEET 2 FOR ISOMETRIC VIEWS.
19. TERMINAL 1670146-x REPLACES 1418847-x



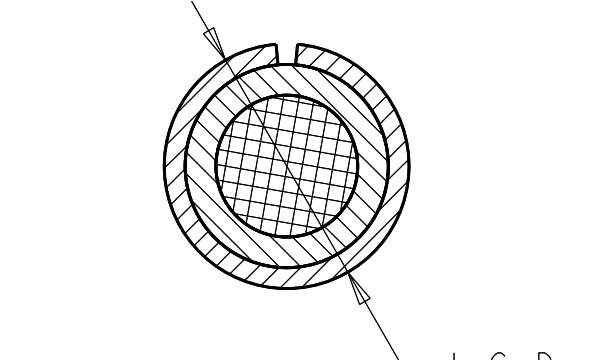
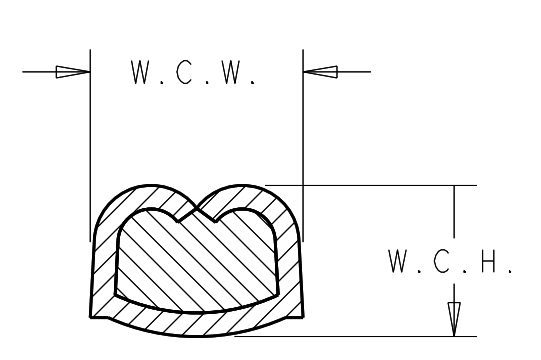
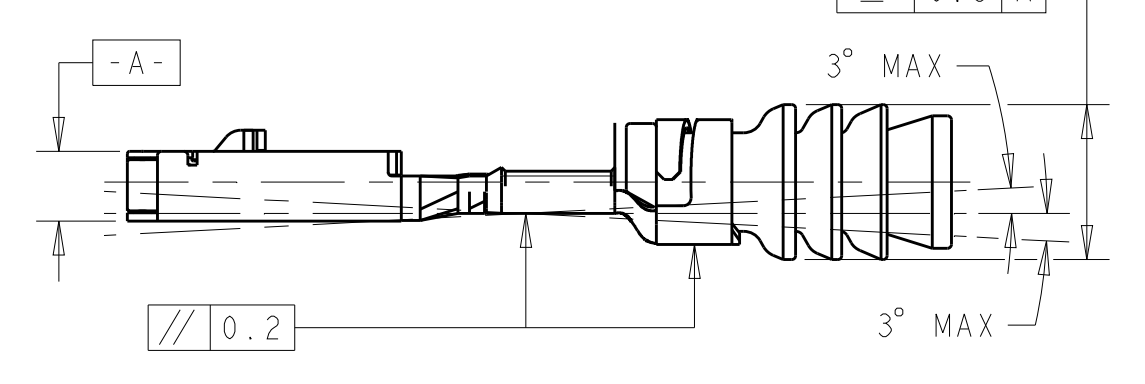
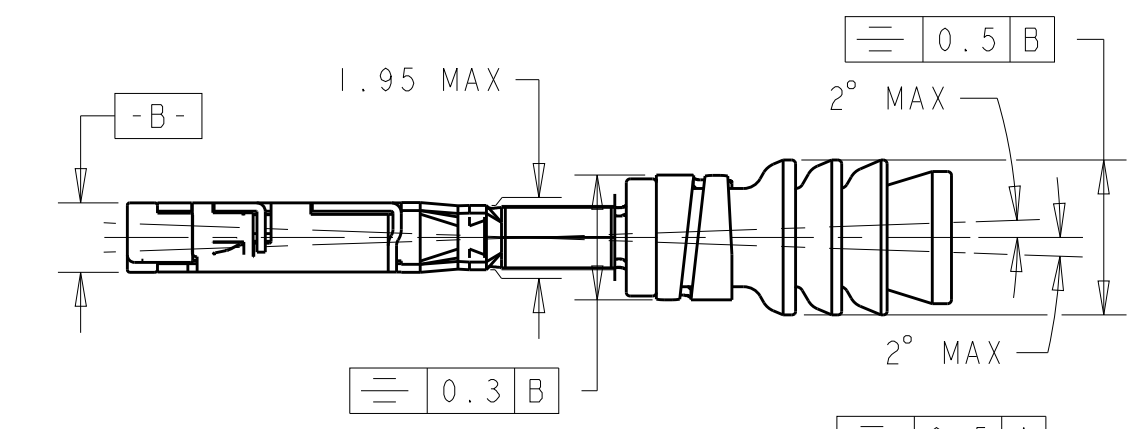
SECTION B-B  
SHOWN WITH CPA (WHEN APPLICABLE)  
IN IT'S LATCHED POSITION  
FOR REFERENCE ONLY



SECTION A-A

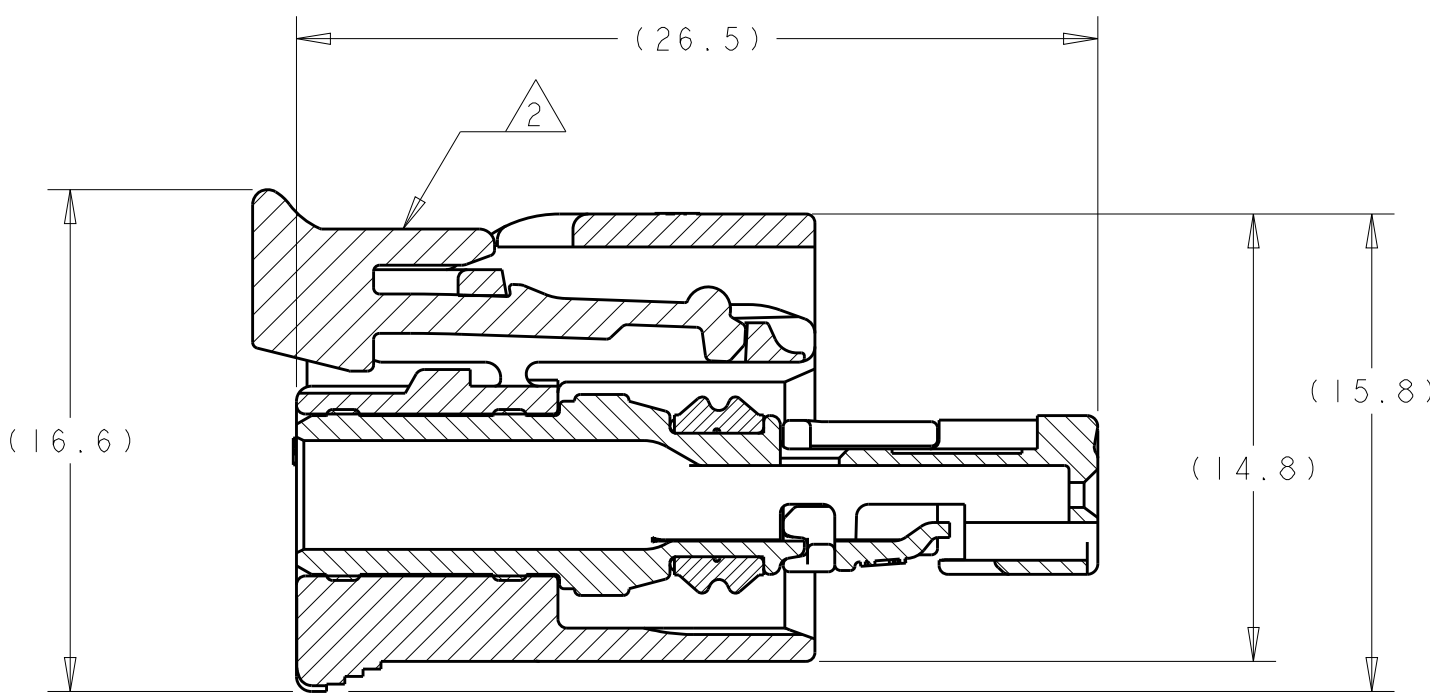


SECTION A-A  
SHOWN WITH TPA  
IN IT'S LATCHED POSITION  
FOR REFERENCE ONLY

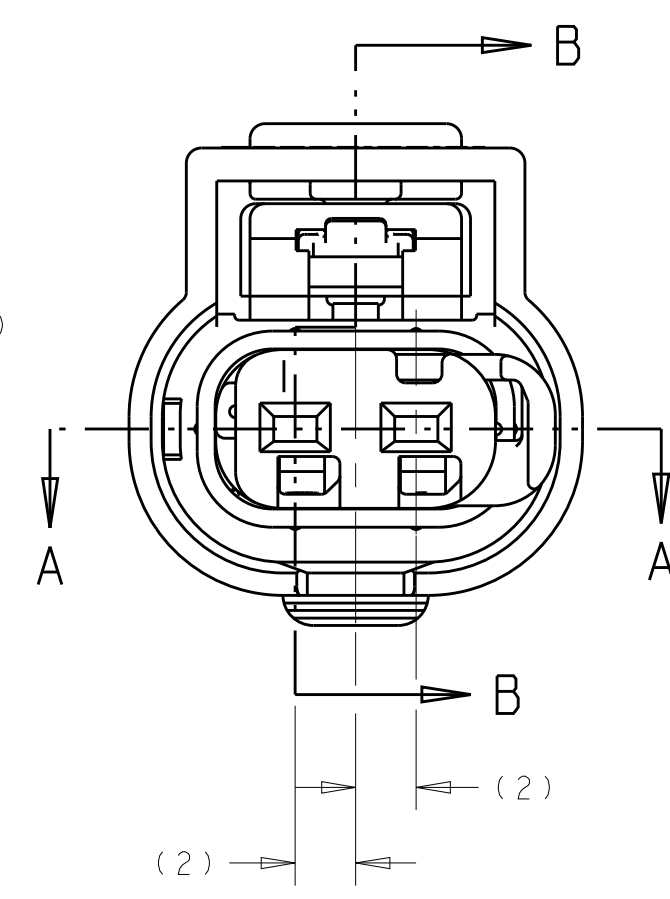


WIRE CRIMP  
DIMENSIONS

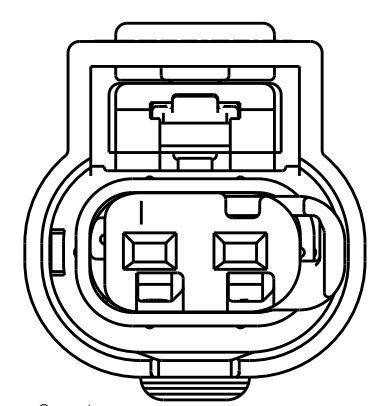
INSULATION CRIMP  
DIMENSIONS



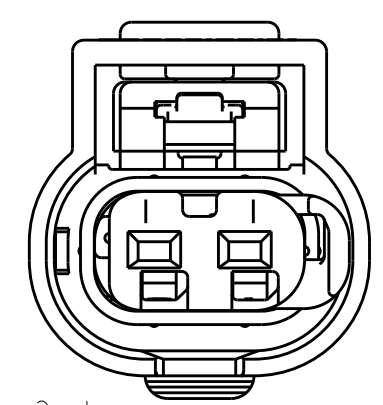
SECTION B-B



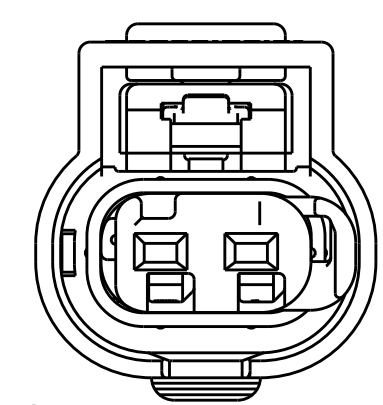
KEYING CONFIGURATIONS



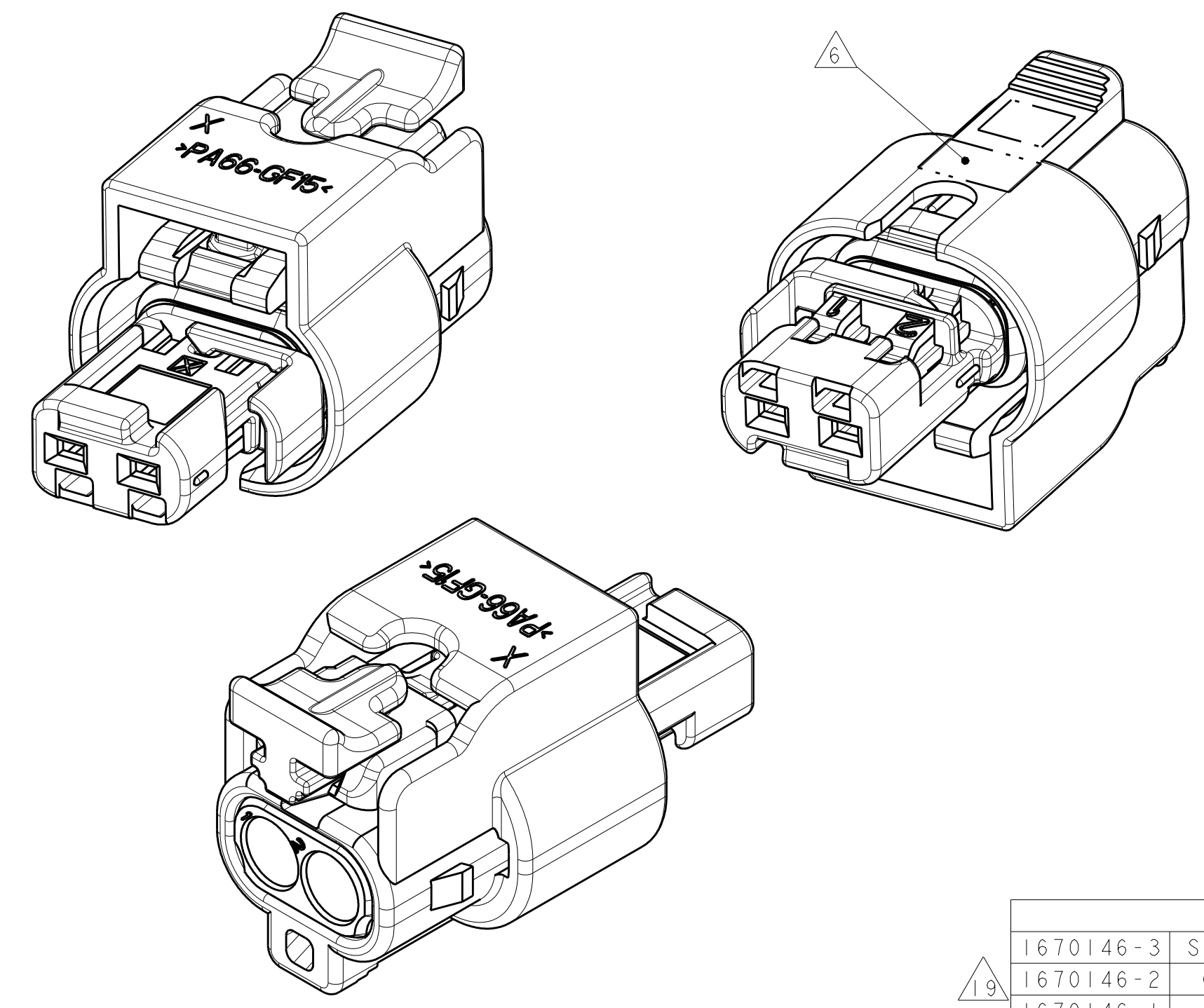
SCALE 3:1  
KEYING OPTION A



SCALE 3:1  
KEYING OPTION B



SCALE 3:1  
KEYING OPTION C



ISOMETRIC VIEWS  
1-1924067-9

TE MCON 1.2-CB (CLEAN BODY)								
1670146-3	SILVER		18	1.4	0.84 ± 0.03	1.57 ± 0.05	3.25 ± 0.05	967067-1
1670146-2	GOLD	3.6 ± 0.3	20	TO 1.9				
1670146-1	TIN							
1418850-3	SILVER		18	1.11 ± 0.05				
			16	1.31 ± 0.05				
1418850-2	GOLD	3.6 ± 0.3	18	1.11 ± 0.05	1.78 ± 0.05	3.35 ± 0.05	964972-1	
			16	1.31 ± 0.05				
1418850-1	TIN		18	1.11 ± 0.05				
			16	1.31 ± 0.05				
PART NUMBER	PLATING	WIRE STRIP LENGTH	AWG	INSL. RANGE	W.C.H.	W.C.W.	I.C.D.	WIRE SEAL PART NUMBER

RELEASED	RED	2138907-1	BLUE	C	4-1924067-3
RELEASED	RED	2138907-1	NATURAL	B	4-1924067-2
RELEASED	RED	2138907-1	BLACK	A	4-1924067-1
RELEASED	VIOLET	1989913-2	BLUE	C	2-1924067-1
RELEASED	VIOLET	1989913-2	NATURAL	B	2-1924067-0
RELEASED	VIOLET	1989913-2	BLACK	A	1-1924067-9
RELEASED	RED	1488787-1	BLACK	A	1-1924067-8
RELEASED	-	-	BLACK	A	1-1924067-7
RELEASED	RED	1488787-1	BLUE	C	1-1924067-6
RELEASED	RED	1488787-1	NATURAL	B	1-1924067-5
RELEASED	RED	1488787-1	BLACK	A	1-1924067-4
RELEASED	-	-	BLUE	C	1-1924067-3
RELEASED	-	-	NATURAL	B	1-1924067-2
RELEASED	-	-	BLACK	A	1-1924067-1
9 OBSOLETE					1924067-8
9 OBSOLETE					1924067-7
9 OBSOLETE					1924067-6
9 OBSOLETE					1924067-5
9 OBSOLETE					1924067-4
9 OBSOLETE					1924067-3
9 OBSOLETE					1924067-2
9 OBSOLETE					1924067-1
STATUS	COLOR	PART NO	COLOR	KEY	PART NUMBER

THIS DRAWING IS A CONTROLLED DOCUMENT.

DIMENSIONS: mm

TOLERANCES UNLESS OTHERWISE SPECIFIED:

0 PLC	±0.3
1 PLC	±0.10
2 PLC	±0.10
3 PLC	±0.10
4 PLC	±0.10
ANGLES	±0.1°

MATERIAL: SEE TABLE

FINISH: -

WEIGHT: 2.07g

CUSTOMER DRAWING

DWN. M. FORISKA 25SEP2006

CHK. G. MARTIN 25SEP2006

APVD. G. MARTIN 25SEP2006

NAME: CONNECTOR ASSEMBLY, FEMALE, 2 POSITION SEALED, 1.2mm STANDARD LATCH VERSION

SIZE: A100779

CAGE CODE: -

DRAWING NO: 1924067

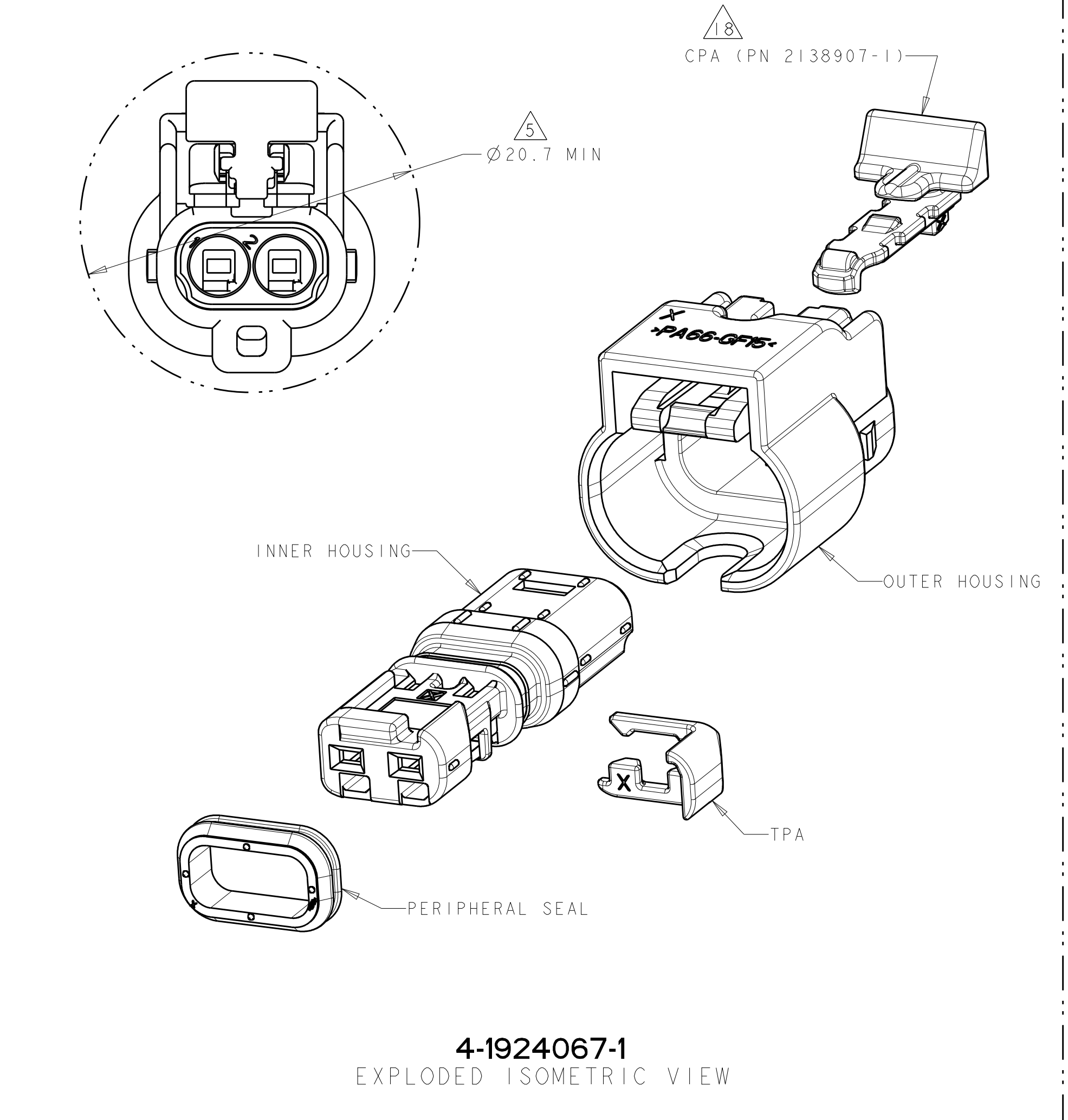
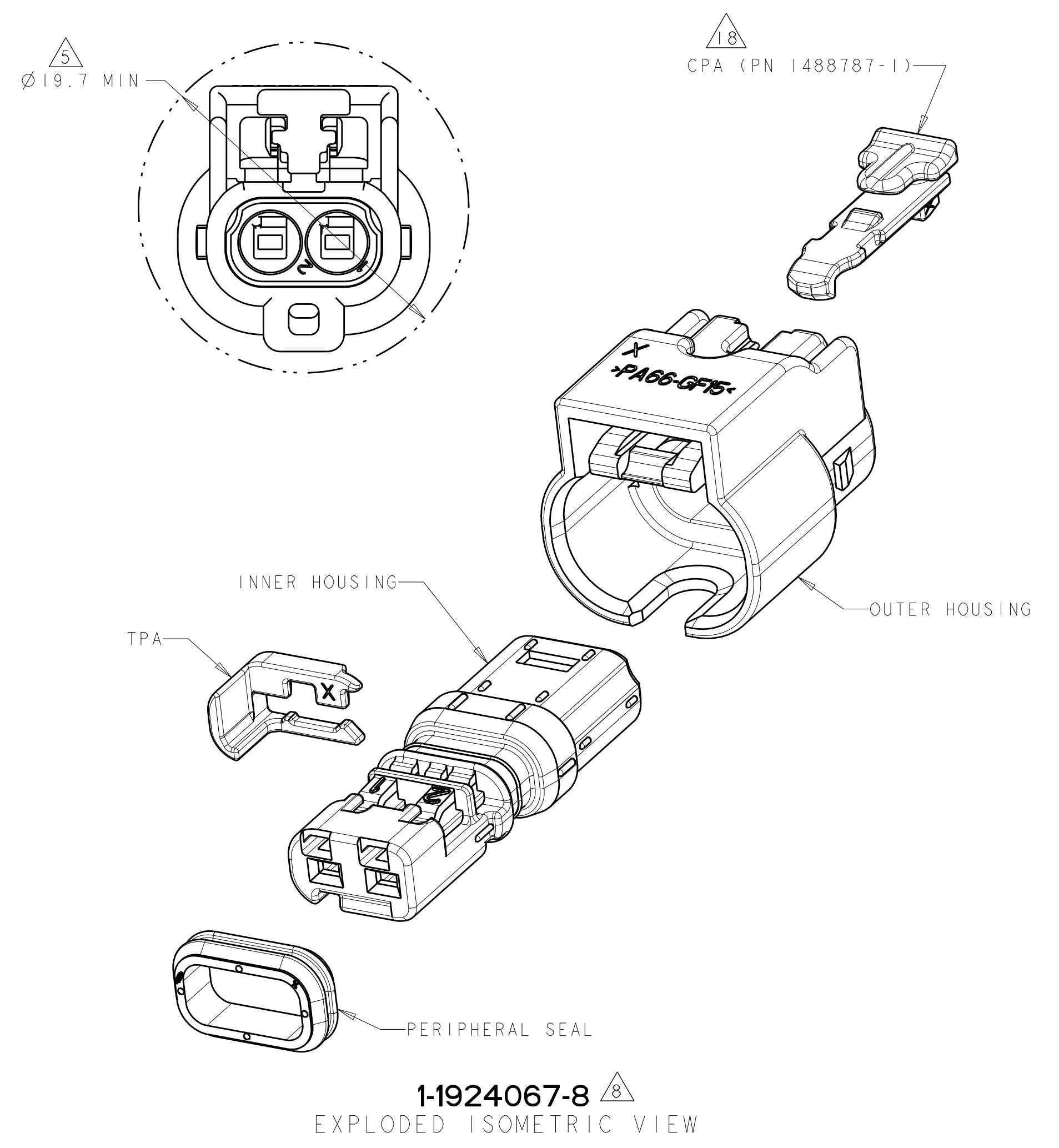
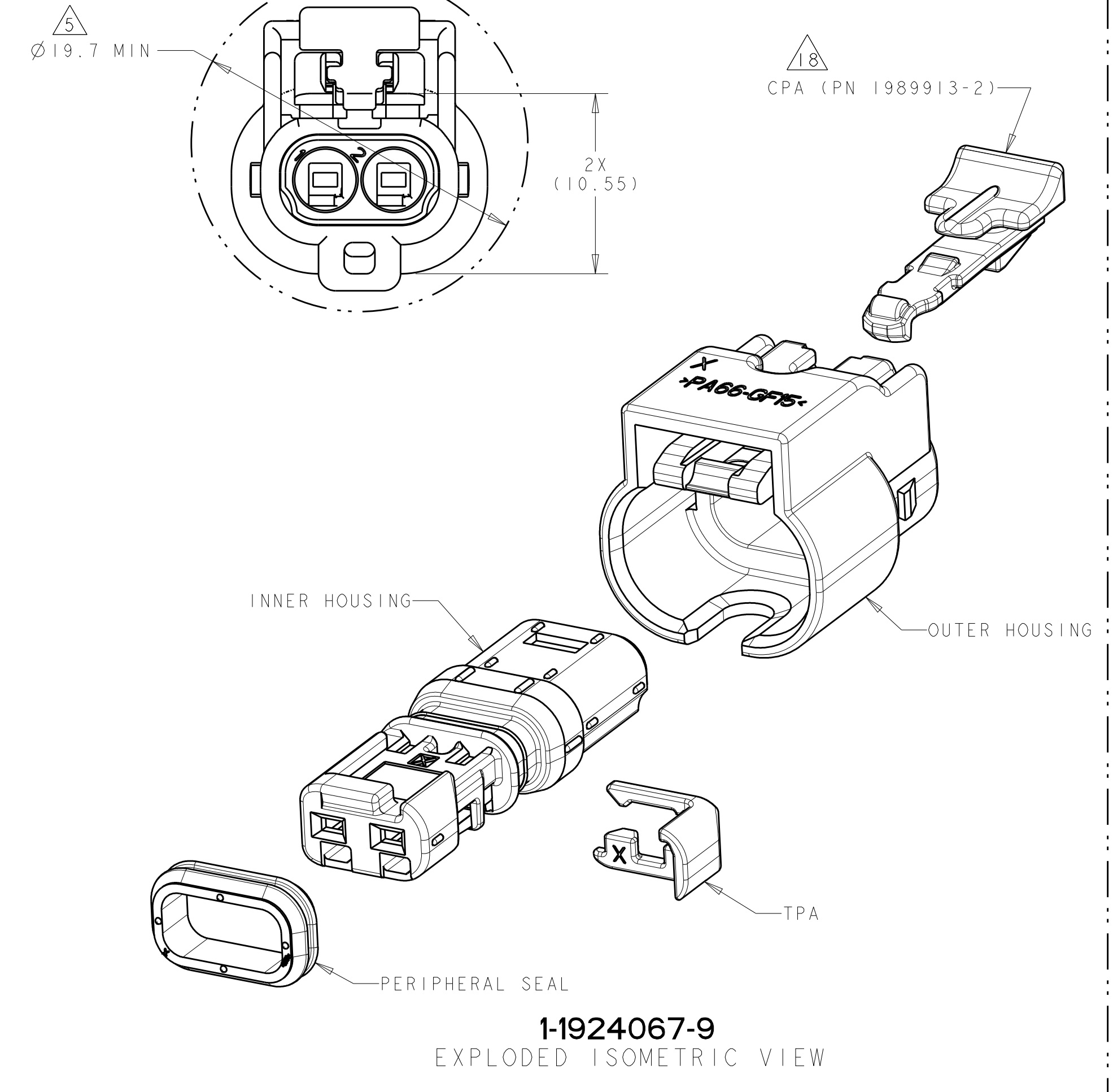
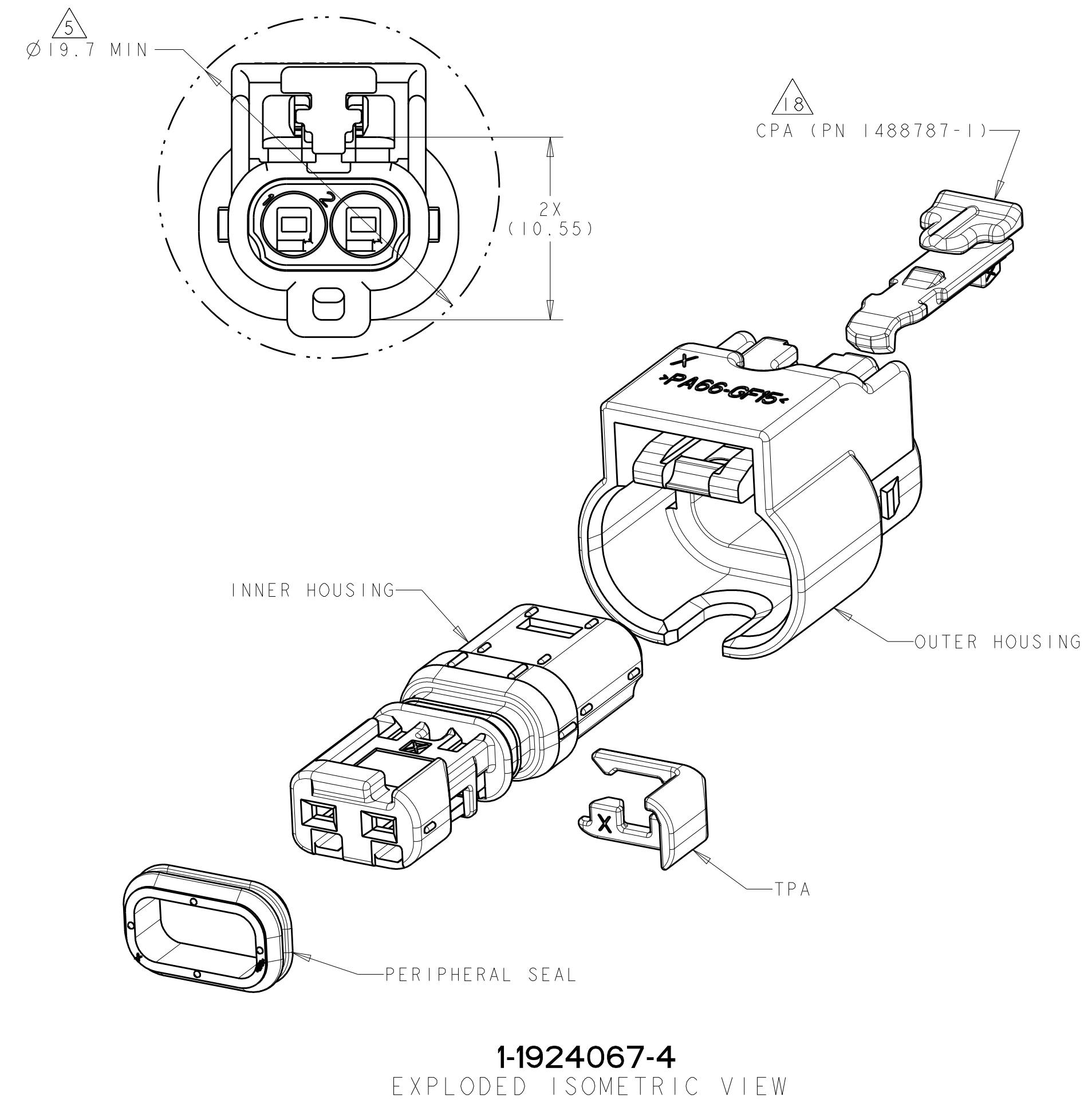
RESTRICTED TO: -

SCALE: 4:1

SHEET 1 OF 2

REV: B6





REVISIONS				
P.	LTN.	DESCRIPTION	DATE	APVD.
-	-	SEE SHEET 1	-	-

THIS DRAWING IS A CONTROLLED DOCUMENT.		DWN: M. FORISKA 25SEP2006	<b>TE</b> TE Connectivity
DIMENSIONS: mm		CHK: G. MARTIN 25SEP2006	
TOLERANCES UNLESS OTHERWISE SPECIFIED:		APVD: G. MARTIN 25SEP2006	NAME: CONNECTOR ASSEMBLY, FEMALE, 2 POSITION SEALED, 1.2mm STANDARD LATCH VERSION
0 PLC ±0.3		PRODUCT SPEC	
1 PLC ±0.10		APPLICATION SPEC	SIZE: CAGE CODE: DRAWING NO: A100779C-1924067
2 PLC ±		RESTRICTED TO	SCALE: 4:1 SHEET 2 OF 2 REV: B6
3 PLC ±		WEIGHT: 2.07g	CUSTOMER DRAWING
4 PLC ±		FINISH: ±1*	
ANGLES			
MATERIAL: SEE TABLE			



## **Section 2**

# **Engineering Change Documents**



# Product Change Notification

Current Date: 13-Nov-2019

## TE Connectivity

Product Change Notification: P-19-018198

PCN Date: 11-NOV-19

TE would like to inform you of the following change(s) to the listed TE Connectivity Product. In case of any further questions about this change(s), please contact your TE Connectivity Sales Engineer. Affected part, drawing and/or specification numbers are listed on the attached sheet(s).

### General Product Description:

Multiple Part numbers. Phase 1. Americas Footprint Optimization.

### Description of Changes

We hereby inform you about a transfer of tools and/or processes of the components of the Finished Goods that we ship to you to further improve our Supply Chain towards our customers. The transfer follows a strict procedure, which fully maintains quality, ability to supply and form-fit-function of the concerned products. The receiving manufacturing location operates under a certified quality management system in accordance with standard automotive requirements. These moves will be validated not to affect product FFF, tool geometry or quality performance. TE will uphold our responsibility to internally validate and approve these tools among appropriate first article dimensional and capability analysis, comparative 2-sample T-tests before and after moves, before and after CT scans where needed, and PV test as defined by TE product engineering. TE is willing to provide any such validation data to our customers as our joint non-disclosure agreement statuses allow. AMEND with PCN P-19-018058

### Reason for Changes:

Product improvement. These changes are part of an overall effort from TE to improve our supply chain toward our customers and to focus each plant on core products and processes. A TE-internal release test based on the relevant part specifications will be executed before delivery and this notification serves to fulfill our notification requirements as prescribed by AIAG 4th edition. This change notification document accompanies a letter sent to your organization on September 13, 2019 signed by our Vice President of Sales and Marketing. Follow up conversations can occur upon request with your sales contact within 15 calendar days after receipt of this PCN. TE can share validation data with your organization upon request. If you have any questions or needs from this move, please contact your sales engineer within 15 days of receipt of this letter. If no response is received on this period, TE will consider this as an approval and tools must move to the new locations.

### Estimated Dates:

<b>Last Order Date</b> (Obsolete Parts Only):	<b>First Date To Ship</b> (Changed Parts Only):
	03-JAN-2020
<b>Last Ship Date</b> (Obsolete Parts Only):	<b>Last Date for Mixed Shipments:</b> (Changed Parts Only):
	No Mixed Shipments

### Part Number(s) being Modified:

Part Number	Part Discontinued per PCN	Customer Drawing	Alias Part Number(s)	Substitute Part Number	Substitute Alias Part Number(s)	Description Of Difference
<a href="#">1-1417746-2</a>	NO					
<a href="#">1-1419168-1</a>	NO		"V23542-G1506-D101"			
<a href="#">1-1419168-2</a>	NO		"V23542-G1506-D102"			
<a href="#">1-1419168-3</a>	NO		"V23542-G1506-D103"			
<a href="#">1-1419168-5</a>	NO					
<a href="#">1-1438096-8</a>	NO					
<a href="#">1-1438103-3</a>	NO					
<a href="#">1-1438103-9</a>	NO					
<a href="#">1-1438153-1</a>	NO					
<a href="#">1-1438153-3</a>	NO					
<a href="#">1-1438153-4</a>	NO					
<a href="#">1-1438153-7</a>	NO					
<a href="#">1-1438153-8</a>	NO					
<a href="#">1-1438435-3</a>	NO					
<a href="#">1-1438693-4</a>	NO					
<a href="#">1-1438693-6</a>	NO					
<a href="#">1-1438693-8</a>	NO					
<a href="#">1-1438693-9</a>	NO					
<a href="#">1-1438841-1</a>	NO					
<a href="#">1-1438841-2</a>	NO					
<a href="#">1-1438841-7</a>	NO					
<a href="#">1-1456426-1</a>	NO					
<a href="#">1-1456426-2</a>	NO					
<a href="#">1-1456426-5</a>	NO					
<a href="#">1-1456426-6</a>	NO					

Part Number	Part Discontinued per PCN	Customer Drawing	Alias Part Number(s)	Substitute Part Number	Substitute Alias Part Number(s)	Description Of Difference
<a href="#">1-1456985-0</a>	NO					
<a href="#">1-1587041-4</a>	NO					
<a href="#">1-1670915-1</a>	NO					
<a href="#">1-1670917-1</a>	NO					
<a href="#">1-1718644-5</a>	NO					
<a href="#">1-1732466-0</a>	NO					
<a href="#">1-1924067-1</a>	NO					
<a href="#">1-1924067-2</a>	NO					
<a href="#">1-1924067-3</a>	NO					
<a href="#">1-1924067-4</a>	NO					
<a href="#">1-1924067-5</a>	NO					
<a href="#">1-1924067-6</a>	NO					
<a href="#">1-1924067-9</a>	NO					
<a href="#">1-1924513-5</a>	NO					
<a href="#">1-1924513-9</a>	NO					
<a href="#">1-1924674-0</a>	NO					
<a href="#">1-1924674-2</a>	NO					
<a href="#">1-1924674-3</a>	NO					
<a href="#">1-1924675-9</a>	NO					
<a href="#">1-1924783-1</a>	NO					
<a href="#">1-1924783-3</a>	NO					
<a href="#">1-1924783-7</a>	NO					
<a href="#">1-1924783-8</a>	NO					
<a href="#">1-1924939-0</a>	NO					
<a href="#">1-1924939-1</a>	NO					
<a href="#">1-1924939-5</a>	NO					
<a href="#">1-1924939-6</a>	NO					
<a href="#">1-1924941-0</a>	NO					
<a href="#">1-1924941-1</a>	NO					
<a href="#">1-1924941-2</a>	NO					
<a href="#">1-1924941-3</a>	NO					
<a href="#">1-1924941-4</a>	NO					
<a href="#">1-1924941-5</a>	NO					
<a href="#">1-1924941-6</a>	NO					
<a href="#">1-1924941-8</a>	NO					
<a href="#">1-1924943-7</a>	NO					
<a href="#">1-1924943-8</a>	NO					
<a href="#">1-1924944-0</a>	NO					
<a href="#">1-1924944-1</a>	NO					
<a href="#">1-1924944-5</a>	NO					
<a href="#">1-1924944-7</a>	NO					
<a href="#">1-1924944-8</a>	NO					
<a href="#">1-2035383-1</a>	NO					
<a href="#">1-2035383-9</a>	NO					
<a href="#">1-2098198-1</a>	NO					
<a href="#">1-2098559-2</a>	NO					
<a href="#">1-2098863-1</a>	NO					
<a href="#">1-2098922-3</a>	NO					
<a href="#">1-2098922-4</a>	NO					
<a href="#">1-2098922-5</a>	NO					
<a href="#">1-2098923-0</a>	NO					
<a href="#">1-2098923-1</a>	NO					
<a href="#">1-2098923-3</a>	NO					
<a href="#">1-2098923-4</a>	NO					
<a href="#">1-2098923-7</a>	NO					
<a href="#">1-2098924-2</a>	NO					
<a href="#">1-2103177-1</a>	NO					
<a href="#">1-2103177-2</a>	NO					
<a href="#">1-2103177-4</a>	NO					
<a href="#">1-2138020-0</a>	NO					
<a href="#">1-2203455-0</a>	NO					
<a href="#">1-2203515-0</a>	NO					
<a href="#">1-2203515-1</a>	NO					
<a href="#">1-2203515-3</a>	NO					

Part Number	Part Discontinued per PCN	Customer Drawing	Alias Part Number(s)	Substitute Part Number	Substitute Alias Part Number(s)	Description Of Difference
<a href="#">1-2203515-4</a>	NO					
<a href="#">1-2203515-7</a>	NO					
<a href="#">1-2203529-2</a>	NO					
<a href="#">1-2203654-2</a>	NO					
<a href="#">1-2203654-7</a>	NO					
<a href="#">1-2203663-0</a>	NO					
<a href="#">1-2203663-6</a>	NO					
<a href="#">1-2203769-1</a>	NO					
<a href="#">1-2203769-3</a>	NO					
<a href="#">1-2203771-1</a>	NO					
<a href="#">1-2203771-3</a>	NO					
<a href="#">1-2203973-0</a>	NO					
<a href="#">1-2203973-1</a>	NO					
<a href="#">1-2272723-0</a>	NO					
<a href="#">1-2296694-1</a>	NO					
<a href="#">1-2296694-2</a>	NO					
<a href="#">1-2296694-3</a>	NO					
<a href="#">1-2296695-1</a>	NO					
<a href="#">1-2296695-2</a>	NO					
<a href="#">1-2296695-3</a>	NO					
<a href="#">1-2296696-1</a>	NO					
<a href="#">1-2296696-2</a>	NO					
<a href="#">1-2296696-3</a>	NO					
<a href="#">1-2296702-1</a>	NO					
<a href="#">1-2296702-2</a>	NO					
<a href="#">1-2296704-1</a>	NO					
<a href="#">1-2296704-2</a>	NO					
<a href="#">1-2296704-3</a>	NO					
<a href="#">1-2311073-1</a>	NO					
<a href="#">1-2311073-2</a>	NO					
<a href="#">1-2311073-3</a>	NO					
<a href="#">1-2311073-4</a>	NO					
<a href="#">1-2311073-5</a>	NO					
<a href="#">1-2311073-6</a>	NO					
<a href="#">1-2311073-7</a>	NO					
<a href="#">1-2311078-0</a>	NO					
<a href="#">1-2311078-1</a>	NO					
<a href="#">1-2311078-2</a>	NO					
<a href="#">1-2311078-3</a>	NO					
<a href="#">1-2311078-4</a>	NO					
<a href="#">1-2311078-5</a>	NO					
<a href="#">1-2311078-6</a>	NO					
<a href="#">1-2311078-8</a>	NO					
<a href="#">1-2311078-9</a>	NO					
<a href="#">1-2311082-0</a>	NO					
<a href="#">1-2311082-2</a>	NO					
<a href="#">1-2311082-3</a>	NO					
<a href="#">1-2311082-4</a>	NO					
<a href="#">1-2311082-5</a>	NO					
<a href="#">1-2311082-6</a>	NO					
<a href="#">1-2311082-7</a>	NO					
<a href="#">1-2311082-8</a>	NO					
<a href="#">1-2311082-9</a>	NO					
<a href="#">1-2840672-1</a>	NO					
<a href="#">1-638514-0</a>	NO					
<a href="#">1-638514-2</a>	NO					
<a href="#">1-638514-3</a>	NO					
<a href="#">1-638514-4</a>	NO					
<a href="#">1-638514-5</a>	NO					
<a href="#">1-638514-6</a>	NO					
<a href="#">1-776905-1</a>	NO					
<a href="#">1-776905-2</a>	NO					
<a href="#">1-776905-3</a>	NO					
<a href="#">1419168-7</a>	NO		"V23542-G1506-A101"			

Part Number	Part Discontinued per PCN	Customer Drawing	Alias Part Number(s)	Substitute Part Number	Substitute Alias Part Number(s)	Description Of Difference
<a href="#">1438098-1</a>	NO					
<a href="#">1438099-1</a>	NO					
<a href="#">1438099-8</a>	NO					
<a href="#">1438136-1</a>	NO					
<a href="#">1438136-3</a>	NO					
<a href="#">1438136-4</a>	NO					
<a href="#">1438136-5</a>	NO					
<a href="#">1438426-1</a>	NO					
<a href="#">1438426-3</a>	NO					
<a href="#">1438435-2</a>	NO					
<a href="#">1438435-4</a>	NO					
<a href="#">1438435-7</a>	NO					
<a href="#">1438435-9</a>	NO					
<a href="#">1438442-4</a>	NO					
<a href="#">1438483-1</a>	NO					
<a href="#">1438486-1</a>	NO					
<a href="#">1438545-1</a>	NO					
<a href="#">1438617-1</a>	NO					
<a href="#">1438618-1</a>	NO					
<a href="#">1438618-3</a>	NO					
<a href="#">1438619-1</a>	NO					
<a href="#">1438620-1</a>	NO					
<a href="#">1438691-1</a>	NO					
<a href="#">1438691-2</a>	NO					
<a href="#">1438691-6</a>	NO					
<a href="#">1438691-7</a>	NO					
<a href="#">1438691-8</a>	NO					
<a href="#">1438693-1</a>	NO					
<a href="#">1438693-5</a>	NO					
<a href="#">1438950-4</a>	NO					
<a href="#">1438950-6</a>	NO					
<a href="#">1438950-7</a>	NO					
<a href="#">1456630-1</a>	NO					
<a href="#">1456630-2</a>	NO					
<a href="#">1456897-2</a>	NO					
<a href="#">1456897-5</a>	NO					
<a href="#">1456983-1</a>	NO					
<a href="#">1456983-2</a>	NO					
<a href="#">1456983-3</a>	NO					
<a href="#">1456983-4</a>	NO					
<a href="#">1456983-5</a>	NO					
<a href="#">1456985-1</a>	NO					
<a href="#">1456985-2</a>	NO					
<a href="#">1456985-3</a>	NO					
<a href="#">1456985-4</a>	NO					
<a href="#">1456985-5</a>	NO					
<a href="#">1456985-6</a>	NO					
<a href="#">1456985-7</a>	NO					
<a href="#">1456985-9</a>	NO					
<a href="#">1488651-1</a>	NO					
<a href="#">1488991-1</a>	NO					
<a href="#">1488991-2</a>	NO					
<a href="#">1488991-4</a>	NO					
<a href="#">1488991-5</a>	NO					
<a href="#">1488991-6</a>	NO					
<a href="#">1488991-8</a>	NO					
<a href="#">1488992-5</a>	NO					
<a href="#">1488992-6</a>	NO					
<a href="#">1557300-1</a>	NO					
<a href="#">1557304-1</a>	NO					
<a href="#">1557321-1</a>	NO					
<a href="#">1557404-1</a>	NO					
<a href="#">1557405-1</a>	NO					
<a href="#">1557406-1</a>	NO					

Part Number	Part Discontinued per PCN	Customer Drawing	Alias Part Number(s)	Substitute Part Number	Substitute Alias Part Number(s)	Description Of Difference
<a href="#">1557408-2</a>	NO					
<a href="#">1557408-3</a>	NO					
<a href="#">1557409-3</a>	NO					
<a href="#">1557409-4</a>	NO					
<a href="#">1557410-2</a>	NO					
<a href="#">1557410-3</a>	NO					
<a href="#">1557410-4</a>	NO					
<a href="#">1557485-3</a>	NO					
<a href="#">1557485-4</a>	NO					
<a href="#">1557671-1</a>	NO					
<a href="#">1557671-2</a>	NO					
<a href="#">1557676-1</a>	NO					
<a href="#">1557676-2</a>	NO					
<a href="#">1557676-3</a>	NO					
<a href="#">1557676-4</a>	NO					
<a href="#">1557773-1</a>	NO					
<a href="#">1557773-2</a>	NO					
<a href="#">1557774-1</a>	NO					
<a href="#">1557774-3</a>	NO					
<a href="#">1557774-4</a>	NO					
<a href="#">1557779-2</a>	NO					
<a href="#">1557779-3</a>	NO					
<a href="#">1557779-5</a>	NO					
<a href="#">1557800-1</a>	NO					
<a href="#">1557800-2</a>	NO					
<a href="#">1557800-3</a>	NO					
<a href="#">1557800-4</a>	NO					
<a href="#">1557800-5</a>	NO					
<a href="#">1557874-1</a>	NO					
<a href="#">1557915-1</a>	NO					
<a href="#">1557921-1</a>	NO					
<a href="#">1557922-1</a>	NO					
<a href="#">1557949-1</a>	NO					
<a href="#">1557989-2</a>	NO					
<a href="#">1587041-1</a>	NO					
<a href="#">1587255-1</a>	NO					
<a href="#">1587671-1</a>	NO					
<a href="#">1587671-2</a>	NO					
<a href="#">1587715-1</a>	NO					
<a href="#">1587715-2</a>	NO					
<a href="#">1587719-1</a>	NO					
<a href="#">1587819-1</a>	NO					
<a href="#">1587819-2</a>	NO					
<a href="#">1587819-4</a>	NO					
<a href="#">1670119-1</a>	NO					
<a href="#">1732377-1</a>	NO					
<a href="#">1732377-2</a>	NO					
<a href="#">1732434-3</a>	NO					
<a href="#">1732466-7</a>	NO					
<a href="#">1732513-3</a>	NO					
<a href="#">1732560-4</a>	NO					
<a href="#">1732789-2</a>	NO					
<a href="#">184000-1</a>	NO					
<a href="#">184004-1</a>	NO					
<a href="#">184006-1</a>	NO					
<a href="#">184006-2</a>	NO					
<a href="#">184008-1</a>	NO					
<a href="#">184010-1</a>	NO					
<a href="#">184012-1</a>	NO					
<a href="#">184014-1</a>	NO					
<a href="#">184016-1</a>	NO					
<a href="#">184022-1</a>	NO					
<a href="#">184026-1</a>	NO					
<a href="#">184032-1</a>	NO					

Part Number	Part Discontinued per PCN	Customer Drawing	Alias Part Number(s)	Substitute Part Number	Substitute Alias Part Number(s)	Description Of Difference
<a href="#">184034-1</a>	NO					
<a href="#">184042-1</a>	NO					
<a href="#">184042-2</a>	NO					
<a href="#">184046-1</a>	NO		"EM3604-000", "AMP-0-0184046-1"			
<a href="#">184050-2</a>	NO					
<a href="#">184060-1</a>	NO					
<a href="#">184115-1</a>	NO					
<a href="#">184116-1</a>	NO					
<a href="#">184116-2</a>	NO					
<a href="#">184124-1</a>	NO					
<a href="#">184139-1</a>	NO					
<a href="#">184140-1</a>	NO					
<a href="#">184141-1</a>	NO					
<a href="#">184207-1</a>	NO					
<a href="#">184212-1</a>	NO					
<a href="#">184212-2</a>	NO					
<a href="#">184214-1</a>	NO					
<a href="#">184216-1</a>	NO					
<a href="#">184220-1</a>	NO					
<a href="#">184240-1</a>	NO					
<a href="#">184244-1</a>	NO					
<a href="#">184248-1</a>	NO					
<a href="#">184270-1</a>	NO					
<a href="#">184292-1</a>	NO					
<a href="#">184311-1</a>	NO					
<a href="#">184315-1</a>	NO					
<a href="#">184322-1</a>	NO					
<a href="#">184340-1</a>	NO					
<a href="#">184341-1</a>	NO					
<a href="#">184349-1</a>	NO					
<a href="#">184370-1</a>	NO					
<a href="#">184375-1</a>	NO					
<a href="#">184391-1</a>	NO					
<a href="#">184392-1</a>	NO					
<a href="#">184392-2</a>	NO					
<a href="#">184393-1</a>	NO					
<a href="#">184393-2</a>	NO					
<a href="#">184394-1</a>	NO					
<a href="#">184396-1</a>	NO					
<a href="#">184397-1</a>	NO					
<a href="#">184398-1</a>	NO					
<a href="#">184399-1</a>	NO					
<a href="#">184400-1</a>	NO					
<a href="#">184401-1</a>	NO					
<a href="#">184435-1</a>	NO					
<a href="#">184452-1</a>	NO					
<a href="#">184455-1</a>	NO					
<a href="#">184471-1</a>	NO					
<a href="#">184471-5</a>	NO					
<a href="#">184471-7</a>	NO					
<a href="#">1924211-1</a>	NO					
<a href="#">1924211-3</a>	NO					
<a href="#">1924211-6</a>	NO					
<a href="#">1924227-2</a>	NO					
<a href="#">1924292-1</a>	NO					
<a href="#">1924292-5</a>	NO					
<a href="#">1924292-6</a>	NO					
<a href="#">1924484-1</a>	NO					
<a href="#">1924513-1</a>	NO					
<a href="#">1924674-9</a>	NO					
<a href="#">1924675-1</a>	NO					
<a href="#">1924675-4</a>	NO					
<a href="#">1924683-1</a>	NO					
<a href="#">1924684-1</a>	NO					



Part Number	Part Discontinued per PCN	Customer Drawing	Alias Part Number(s)	Substitute Part Number	Substitute Alias Part Number(s)	Description Of Difference
<a href="#">1924685-1</a>	NO					
<a href="#">1924686-1</a>	NO					
<a href="#">1924689-1</a>	NO					
<a href="#">1924783-4</a>	NO					
<a href="#">1924940-5</a>	NO					
<a href="#">1924940-6</a>	NO					
<a href="#">1924941-7</a>	NO					
<a href="#">1924941-9</a>	NO					
<a href="#">1924942-1</a>	NO					
<a href="#">1924942-2</a>	NO					
<a href="#">1924942-3</a>	NO					
<a href="#">1924942-4</a>	NO					
<a href="#">1924942-5</a>	NO					
<a href="#">1924942-6</a>	NO					
<a href="#">1924943-1</a>	NO					
<a href="#">1924943-2</a>	NO					
<a href="#">1924943-3</a>	NO					
<a href="#">1924943-5</a>	NO					
<a href="#">1924943-6</a>	NO					
<a href="#">1924944-2</a>	NO					
<a href="#">1924944-4</a>	NO					
<a href="#">1924944-6</a>	NO					
<a href="#">2-1438099-8</a>	NO					
<a href="#">2-1438103-2</a>	NO					
<a href="#">2-1438103-3</a>	NO					
<a href="#">2-1438103-4</a>	NO					
<a href="#">2-1438103-6</a>	NO					
<a href="#">2-1438103-7</a>	NO					
<a href="#">2-1438103-8</a>	NO					
<a href="#">2-1438136-3</a>	NO					
<a href="#">2-1438153-1</a>	NO					
<a href="#">2-1438454-1</a>	NO					
<a href="#">2-1438950-1</a>	NO					
<a href="#">2-1670917-1</a>	NO					
<a href="#">2-1718643-1</a>	NO					
<a href="#">2-1718644-1</a>	NO					
<a href="#">2-1823608-4</a>	NO					
<a href="#">2-1823608-5</a>	NO					
<a href="#">2-1924067-0</a>	NO					
<a href="#">2-1924211-1</a>	NO					
<a href="#">2-1924513-4</a>	NO					
<a href="#">2-1924513-6</a>	NO					
<a href="#">2-1924513-7</a>	NO					
<a href="#">2-1924513-9</a>	NO					
<a href="#">2-1924675-1</a>	NO					
<a href="#">2-1924675-2</a>	NO					
<a href="#">2-1924783-6</a>	NO					
<a href="#">2-1924783-7</a>	NO					
<a href="#">2-1924783-8</a>	NO					
<a href="#">2-1924783-9</a>	NO					
<a href="#">2-1924939-2</a>	NO					
<a href="#">2-1924939-4</a>	NO					
<a href="#">2-1924939-7</a>	NO					
<a href="#">2-1924939-9</a>	NO					
<a href="#">2-1924940-3</a>	NO					
<a href="#">2-1924940-4</a>	NO					
<a href="#">2-1924941-0</a>	NO					
<a href="#">2-1924941-1</a>	NO					
<a href="#">2-2035383-2</a>	NO					
<a href="#">2-2035383-7</a>	NO					
<a href="#">2-2098922-3</a>	NO					
<a href="#">2-2098922-5</a>	NO					
<a href="#">2-2098922-8</a>	NO					
<a href="#">2-2098922-9</a>	NO					

Part Number	Part Discontinued per PCN	Customer Drawing	Alias Part Number(s)	Substitute Part Number	Substitute Alias Part Number(s)	Description Of Difference
<a href="#">2-2098923-0</a>	NO					
<a href="#">2-2098923-1</a>	NO					
<a href="#">2-2098923-2</a>	NO					
<a href="#">2-2203654-3</a>	NO					
<a href="#">2-2203654-4</a>	NO					
<a href="#">2-2203654-9</a>	NO					
<a href="#">2-2203663-6</a>	NO					
<a href="#">2-2203663-8</a>	NO					
<a href="#">2-2203663-9</a>	NO					
<a href="#">2-2311078-0</a>	NO					
<a href="#">2-2311078-1</a>	NO					
<a href="#">2-2311078-5</a>	NO					
<a href="#">2-2311078-6</a>	NO					
<a href="#">2-2311078-7</a>	NO					
<a href="#">2-2311078-8</a>	NO					
<a href="#">2-2311078-9</a>	NO					
<a href="#">2-2311082-0</a>	NO					
<a href="#">2-2311082-1</a>	NO					
<a href="#">2-2311082-2</a>	NO					
<a href="#">2-2311082-3</a>	NO					
<a href="#">2-2311082-4</a>	NO					
<a href="#">2-2311082-5</a>	NO					
<a href="#">2-2311082-6</a>	NO					
<a href="#">2-2311082-9</a>	NO					
<a href="#">2-2840440-1</a>	NO					
<a href="#">2-2840672-1</a>	NO					
<a href="#">2035383-3</a>	NO					
<a href="#">2098198-5</a>	NO					
<a href="#">2098256-7</a>	NO					
<a href="#">2098269-1</a>	NO					
<a href="#">2098269-4</a>	NO					
<a href="#">2098541-1</a>	NO					
<a href="#">2098541-2</a>	NO					
<a href="#">2098541-5</a>	NO					
<a href="#">2098541-6</a>	NO					
<a href="#">2098641-1</a>	NO					
<a href="#">2098641-2</a>	NO					
<a href="#">2098641-5</a>	NO					
<a href="#">2098641-6</a>	NO					
<a href="#">2098863-2</a>	NO					
<a href="#">2098863-3</a>	NO					
<a href="#">2098863-4</a>	NO					
<a href="#">2098864-3</a>	NO					
<a href="#">2098865-1</a>	NO					
<a href="#">2098865-2</a>	NO					
<a href="#">2098865-3</a>	NO					
<a href="#">2098865-4</a>	NO					
<a href="#">2098865-5</a>	NO					
<a href="#">2098866-1</a>	NO					
<a href="#">2098866-3</a>	NO					
<a href="#">2098866-4</a>	NO					
<a href="#">2098866-5</a>	NO					
<a href="#">2098866-7</a>	NO					
<a href="#">2098922-1</a>	NO					
<a href="#">2098922-2</a>	NO					
<a href="#">2098922-6</a>	NO					
<a href="#">2098922-8</a>	NO					
<a href="#">2098922-9</a>	NO					
<a href="#">2098923-5</a>	NO					
<a href="#">2098923-6</a>	NO					
<a href="#">2098923-8</a>	NO					
<a href="#">2098923-9</a>	NO					
<a href="#">2098924-5</a>	NO					
<a href="#">2098924-7</a>	NO					

Part Number	Part Discontinued per PCN	Customer Drawing	Alias Part Number(s)	Substitute Part Number	Substitute Alias Part Number(s)	Description Of Difference
<a href="#">2098924-8</a>	NO					
<a href="#">2103022-1</a>	NO					
<a href="#">2103177-5</a>	NO					
<a href="#">2103385-4</a>	NO					
<a href="#">2103628-1</a>	NO					
<a href="#">2103628-2</a>	NO					
<a href="#">2103628-4</a>	NO					
<a href="#">2103628-5</a>	NO					
<a href="#">2103628-6</a>	NO					
<a href="#">2103628-7</a>	NO					
<a href="#">2103741-2</a>	NO					
<a href="#">2103741-3</a>	NO					
<a href="#">2103742-2</a>	NO					
<a href="#">2103742-3</a>	NO					
<a href="#">2103743-2</a>	NO					
<a href="#">2103743-3</a>	NO					
<a href="#">2103744-1</a>	NO					
<a href="#">2138020-1</a>	NO					
<a href="#">2138020-2</a>	NO					
<a href="#">2138020-3</a>	NO					
<a href="#">2138020-4</a>	NO					
<a href="#">2138020-5</a>	NO					
<a href="#">2138020-6</a>	NO					
<a href="#">2138020-8</a>	NO					
<a href="#">2138020-9</a>	NO					
<a href="#">2138041-1</a>	NO					
<a href="#">2138041-2</a>	NO					
<a href="#">2138043-6</a>	NO					
<a href="#">2138161-1</a>	NO					
<a href="#">2138161-2</a>	NO					
<a href="#">2138161-3</a>	NO					
<a href="#">2177376-1</a>	NO					
<a href="#">2203109-6</a>	NO					
<a href="#">2203455-1</a>	NO					
<a href="#">2203455-7</a>	NO					
<a href="#">2203455-8</a>	NO					
<a href="#">2203455-9</a>	NO					
<a href="#">2203515-5</a>	NO					
<a href="#">2203516-7</a>	NO					
<a href="#">2203516-8</a>	NO					
<a href="#">2203516-9</a>	NO					
<a href="#">2203663-5</a>	NO					
<a href="#">2203773-7</a>	NO					
<a href="#">2203919-1</a>	NO					
<a href="#">2203973-2</a>	NO					
<a href="#">2203973-5</a>	NO					
<a href="#">2203973-6</a>	NO					
<a href="#">2203973-7</a>	NO					
<a href="#">2203973-8</a>	NO					
<a href="#">2203973-9</a>	NO					
<a href="#">2272033-1</a>	NO					
<a href="#">2272723-1</a>	NO					
<a href="#">2272723-5</a>	NO					
<a href="#">2272723-9</a>	NO					
<a href="#">2289050-1</a>	NO					
<a href="#">2289050-2</a>	NO					
<a href="#">2294430-1</a>	NO					
<a href="#">2294430-5</a>	NO					
<a href="#">2296698-1</a>	NO					
<a href="#">2296700-3</a>	NO					
<a href="#">2296700-6</a>	NO					
<a href="#">2296701-1</a>	NO					
<a href="#">2296701-3</a>	NO					
<a href="#">2300498-1</a>	NO					

Part Number	Part Discontinued per PCN	Customer Drawing	Alias Part Number(s)	Substitute Part Number	Substitute Alias Part Number(s)	Description Of Difference
<a href="#">2300498-2</a>	NO					
<a href="#">2300498-6</a>	NO					
<a href="#">2300498-7</a>	NO					
<a href="#">2301631-2</a>	NO					
<a href="#">2304305-2</a>	NO					
<a href="#">2304306-1</a>	NO					
<a href="#">2306039-1</a>	NO					
<a href="#">2306271-1</a>	NO					
<a href="#">2306883-1</a>	NO					
<a href="#">2306884-1</a>	NO					
<a href="#">2307223-1</a>	NO					
<a href="#">2307235-1</a>	NO					
<a href="#">2310207-1</a>	NO					
<a href="#">2310239-1</a>	NO					
<a href="#">2310242-1</a>	NO					
<a href="#">2310242-2</a>	NO					
<a href="#">2311069-1</a>	NO					
<a href="#">2311069-3</a>	NO					
<a href="#">2311069-4</a>	NO					
<a href="#">2311069-5</a>	NO					
<a href="#">2311069-6</a>	NO					
<a href="#">2311071-1</a>	NO					
<a href="#">2311073-9</a>	NO					
<a href="#">2311074-1</a>	NO					
<a href="#">2311075-1</a>	NO					
<a href="#">2311077-1</a>	NO					
<a href="#">2311077-2</a>	NO					
<a href="#">2311084-1</a>	NO					
<a href="#">2311084-2</a>	NO					
<a href="#">2311084-3</a>	NO					
<a href="#">2316020-1</a>	NO					
<a href="#">2316023-1</a>	NO					
<a href="#">2321028-1</a>	NO					
<a href="#">2323660-1</a>	NO					
<a href="#">2323661-1</a>	NO					
<a href="#">2324336-1</a>	NO					
<a href="#">2327375-1</a>	NO					
<a href="#">2327375-2</a>	NO					
<a href="#">2327611-1</a>	NO					
<a href="#">2327611-2</a>	NO					
<a href="#">2327904-1</a>	NO					
<a href="#">2327904-2</a>	NO					
<a href="#">2331832-1</a>	NO					
<a href="#">2332200-6</a>	NO					
<a href="#">2332200-7</a>	NO					
<a href="#">2332470-1</a>	NO					
<a href="#">2335239-1</a>	NO					
<a href="#">2336315-1</a>	NO					
<a href="#">2336318-1</a>	NO					
<a href="#">2336334-1</a>	NO					
<a href="#">2336677-1</a>	NO					
<a href="#">2337306-1</a>	NO					
<a href="#">2337311-1</a>	NO					
<a href="#">2339949-1</a>	NO					
<a href="#">2339949-2</a>	NO					
<a href="#">2339949-3</a>	NO					
<a href="#">2348609-1</a>	NO					
<a href="#">2348609-3</a>	NO					
<a href="#">2349476-1</a>	NO					
<a href="#">2840368-2</a>	NO					
<a href="#">2840595-1</a>	NO					
<a href="#">2840624-1</a>	NO					
<a href="#">2840789-1</a>	NO					
<a href="#">2840822-1</a>	NO					

Part Number	Part Discontinued per PCN	Customer Drawing	Alias Part Number(s)	Substitute Part Number	Substitute Alias Part Number(s)	Description Of Difference
<a href="#">2840837-1</a>	NO					
<a href="#">2840838-1</a>	NO					
<a href="#">2840960-1</a>	NO					
<a href="#">2840960-2</a>	NO					
<a href="#">3-1419171-9</a>	NO					
<a href="#">3-1438099-1</a>	NO					
<a href="#">3-1438099-4</a>	NO					
<a href="#">3-1438099-5</a>	NO					
<a href="#">3-1438103-1</a>	NO					
<a href="#">3-1438103-3</a>	NO					
<a href="#">3-1438103-4</a>	NO					
<a href="#">3-1438103-8</a>	NO					
<a href="#">3-1438691-1</a>	NO					
<a href="#">3-1438693-1</a>	NO					
<a href="#">3-1438693-2</a>	NO					
<a href="#">3-1438693-6</a>	NO					
<a href="#">3-1438841-2</a>	NO					
<a href="#">3-1438841-5</a>	NO					
<a href="#">3-1438841-8</a>	NO					
<a href="#">3-1438950-5</a>	NO					
<a href="#">3-1587041-0</a>	NO					
<a href="#">3-1924513-2</a>	NO					
<a href="#">3-1924513-6</a>	NO					
<a href="#">3-1924513-8</a>	NO					
<a href="#">3-1924672-4</a>	NO					
<a href="#">3-1924672-7</a>	NO					
<a href="#">3-1924939-0</a>	NO					
<a href="#">3-1924939-1</a>	NO					
<a href="#">3-1924939-4</a>	NO					
<a href="#">3-1924939-5</a>	NO					
<a href="#">3-1924939-8</a>	NO					
<a href="#">3-2035383-3</a>	NO					
<a href="#">3-2035383-5</a>	NO					
<a href="#">3-2035383-7</a>	NO					
<a href="#">3-2035383-8</a>	NO					
<a href="#">3-2098269-1</a>	NO					
<a href="#">3-2098269-2</a>	NO					
<a href="#">3-2098269-3</a>	NO					
<a href="#">3-2098269-6</a>	NO					
<a href="#">3-2098269-7</a>	NO					
<a href="#">3-2098269-8</a>	NO					
<a href="#">3-2098922-0</a>	NO					
<a href="#">3-2098922-3</a>	NO					
<a href="#">3-2098922-5</a>	NO					
<a href="#">3-2098922-7</a>	NO					
<a href="#">3-2138020-1</a>	NO					
<a href="#">3-2138020-2</a>	NO					
<a href="#">3-2138020-4</a>	NO					
<a href="#">3-2203654-2</a>	NO					
<a href="#">3-2203654-4</a>	NO					
<a href="#">3-2203654-5</a>	NO					
<a href="#">3-2203663-1</a>	NO					
<a href="#">3-2203663-3</a>	NO					
<a href="#">3-2311078-0</a>	NO					
<a href="#">3-2311078-1</a>	NO					
<a href="#">3-2311078-2</a>	NO					
<a href="#">3-2311078-3</a>	NO					
<a href="#">3-2311078-4</a>	NO					
<a href="#">3-2311078-5</a>	NO					
<a href="#">3-2311078-6</a>	NO					
<a href="#">3-2311078-7</a>	NO					
<a href="#">3-2311078-9</a>	NO					
<a href="#">3-2311082-0</a>	NO					
<a href="#">3-2311082-2</a>	NO					

Part Number	Part Discontinued per PCN	Customer Drawing	Alias Part Number(s)	Substitute Part Number	Substitute Alias Part Number(s)	Description Of Difference
<a href="#">3-2311082-5</a>	NO					
<a href="#">3-2311082-6</a>	NO					
<a href="#">3-2311082-7</a>	NO					
<a href="#">3-2311082-8</a>	NO					
<a href="#">3-2311082-9</a>	NO					
<a href="#">319234-2</a>	NO					
<a href="#">4-1419171-0</a>	NO					
<a href="#">4-1419171-1</a>	NO					
<a href="#">4-1438090-7</a>	NO					
<a href="#">4-1438099-7</a>	NO					
<a href="#">4-1438099-8</a>	NO					
<a href="#">4-1438136-2</a>	NO					
<a href="#">4-1438136-3</a>	NO					
<a href="#">4-1438691-1</a>	NO					
<a href="#">4-1438691-6</a>	NO					
<a href="#">4-1438693-2</a>	NO					
<a href="#">4-1438693-3</a>	NO					
<a href="#">4-1438693-5</a>	NO					
<a href="#">4-1438841-0</a>	NO					
<a href="#">4-1438841-1</a>	NO					
<a href="#">4-1438841-5</a>	NO					
<a href="#">4-1456426-1</a>	NO					
<a href="#">4-1488991-1</a>	NO					
<a href="#">4-1488991-2</a>	NO					
<a href="#">4-1587041-6</a>	NO					
<a href="#">4-1924067-1</a>	NO					
<a href="#">4-1924067-2</a>	NO					
<a href="#">4-1924225-7</a>	NO					
<a href="#">4-1924225-8</a>	NO					
<a href="#">4-1924292-1</a>	NO					
<a href="#">4-1924513-2</a>	NO					
<a href="#">4-1924513-3</a>	NO					
<a href="#">4-1924513-4</a>	NO					
<a href="#">4-1924513-5</a>	NO					
<a href="#">4-1924513-6</a>	NO					
<a href="#">4-1924513-7</a>	NO					
<a href="#">4-1924513-8</a>	NO					
<a href="#">4-1924513-9</a>	NO					
<a href="#">4-1924783-1</a>	NO					
<a href="#">4-1924783-2</a>	NO					
<a href="#">4-1924783-3</a>	NO					
<a href="#">4-1924783-4</a>	NO					
<a href="#">4-1924783-9</a>	NO					
<a href="#">4-1924939-2</a>	NO					
<a href="#">4-1924939-3</a>	NO					
<a href="#">4-1924939-5</a>	NO					
<a href="#">4-1924939-6</a>	NO					
<a href="#">4-1924939-7</a>	NO					
<a href="#">4-1924939-8</a>	NO					
<a href="#">4-1924939-9</a>	NO					
<a href="#">4-2035383-1</a>	NO					
<a href="#">4-2035383-6</a>	NO					
<a href="#">4-2035383-7</a>	NO					
<a href="#">4-2035383-8</a>	NO					
<a href="#">4-2035383-9</a>	NO					
<a href="#">4-2098269-1</a>	NO					
<a href="#">4-2098269-2</a>	NO					
<a href="#">4-2098269-5</a>	NO					
<a href="#">4-2098269-6</a>	NO					
<a href="#">4-2098269-7</a>	NO					
<a href="#">4-2098269-8</a>	NO					
<a href="#">4-2098541-1</a>	NO					
<a href="#">4-2098541-2</a>	NO					
<a href="#">4-2098559-1</a>	NO					

Part Number	Part Discontinued per PCN	Customer Drawing	Alias Part Number(s)	Substitute Part Number	Substitute Alias Part Number(s)	Description Of Difference
<a href="#">4-2098641-1</a>	NO					
<a href="#">4-2098641-2</a>	NO					
<a href="#">4-2098922-1</a>	NO					
<a href="#">4-2098922-2</a>	NO					
<a href="#">4-2098922-3</a>	NO					
<a href="#">4-2098922-4</a>	NO					
<a href="#">4-2098922-6</a>	NO					
<a href="#">4-2098922-8</a>	NO					
<a href="#">4-2103015-1</a>	NO					
<a href="#">4-2103015-2</a>	NO					
<a href="#">4-2103015-4</a>	NO					
<a href="#">4-2103015-5</a>	NO					
<a href="#">4-2103015-6</a>	NO					
<a href="#">4-2103177-1</a>	NO					
<a href="#">4-2103177-2</a>	NO					
<a href="#">4-2103177-4</a>	NO					
<a href="#">4-2103177-5</a>	NO					
<a href="#">4-2103177-6</a>	NO					
<a href="#">4-2103177-7</a>	NO					
<a href="#">4-2103350-1</a>	NO					
<a href="#">4-2103350-2</a>	NO					
<a href="#">4-2103350-4</a>	NO					
<a href="#">4-2103350-5</a>	NO					
<a href="#">4-2103587-1</a>	NO					
<a href="#">4-2103587-2</a>	NO					
<a href="#">4-2203654-2</a>	NO					
<a href="#">4-2203654-3</a>	NO					
<a href="#">4-2203654-6</a>	NO					
<a href="#">4-2203654-7</a>	NO					
<a href="#">4-2203654-8</a>	NO					
<a href="#">4-2203654-9</a>	NO					
<a href="#">4-2203663-3</a>	NO					
<a href="#">4-2203663-4</a>	NO					
<a href="#">4-2203663-6</a>	NO					
<a href="#">4-2203663-7</a>	NO					
<a href="#">4-2203663-8</a>	NO					
<a href="#">4-2203663-9</a>	NO					
<a href="#">4-2272003-1</a>	NO					
<a href="#">4-2272003-2</a>	NO					
<a href="#">4-2272003-3</a>	NO					
<a href="#">4-2272003-4</a>	NO					
<a href="#">4-2272003-5</a>	NO					
<a href="#">4-2272004-1</a>	NO					
<a href="#">4-2272004-2</a>	NO					
<a href="#">4-2272005-1</a>	NO					
<a href="#">4-2272005-2</a>	NO					
<a href="#">4-2272173-1</a>	NO					
<a href="#">4-2272173-2</a>	NO					
<a href="#">4-2272173-3</a>	NO					
<a href="#">4-2840548-1</a>	NO					
<a href="#">4-2840548-2</a>	NO					
<a href="#">5-1438099-1</a>	NO					
<a href="#">5-1438129-9</a>	NO					
<a href="#">5-1438691-4</a>	NO					
<a href="#">5-1438691-6</a>	NO					
<a href="#">5-1438691-7</a>	NO					
<a href="#">5-1438841-9</a>	NO					
<a href="#">5-1557773-1</a>	NO					
<a href="#">5-1557773-2</a>	NO					
<a href="#">5-1557773-3</a>	NO					
<a href="#">5-1557773-5</a>	NO					
<a href="#">5-1557774-1</a>	NO					
<a href="#">5-1557774-3</a>	NO					
<a href="#">5-1557774-4</a>	NO					

Part Number	Part Discontinued per PCN	Customer Drawing	Alias Part Number(s)	Substitute Part Number	Substitute Alias Part Number(s)	Description Of Difference
<a href="#">5-1557774-5</a>	NO					
<a href="#">5-1557774-7</a>	NO					
<a href="#">5-1557802-1</a>	NO					
<a href="#">5-1557803-1</a>	NO					
<a href="#">5-1557911-1</a>	NO					
<a href="#">5-1557915-1</a>	NO					
<a href="#">5-1557921-1</a>	NO					
<a href="#">5-1557922-1</a>	NO					
<a href="#">5-1587041-6</a>	NO					
<a href="#">5-1587041-7</a>	NO					
<a href="#">5-1924225-3</a>	NO					
<a href="#">5-1924225-5</a>	NO					
<a href="#">5-1924225-7</a>	NO					
<a href="#">5-1924225-9</a>	NO					
<a href="#">5-1924513-0</a>	NO					
<a href="#">5-1924513-1</a>	NO					
<a href="#">5-1924513-3</a>	NO					
<a href="#">5-1924513-5</a>	NO					
<a href="#">5-1924513-6</a>	NO					
<a href="#">5-1924513-8</a>	NO					
<a href="#">5-1924783-0</a>	NO					
<a href="#">5-1924783-2</a>	NO					
<a href="#">5-1924783-3</a>	NO					
<a href="#">5-1924783-4</a>	NO					
<a href="#">5-1924783-5</a>	NO					
<a href="#">5-1924939-0</a>	NO					
<a href="#">5-1924939-1</a>	NO					
<a href="#">5-1924939-4</a>	NO					
<a href="#">5-1924939-5</a>	NO					
<a href="#">5-1924939-6</a>	NO					
<a href="#">5-1924939-7</a>	NO					
<a href="#">5-1924939-9</a>	NO					
<a href="#">5-2035383-0</a>	NO					
<a href="#">5-2035383-3</a>	NO					
<a href="#">5-2035383-6</a>	NO					
<a href="#">5-2098269-0</a>	NO					
<a href="#">5-2098922-9</a>	NO					
<a href="#">5-2103177-1</a>	NO					
<a href="#">5-2203455-5</a>	NO					
<a href="#">5-2203654-0</a>	NO					
<a href="#">5-2203654-1</a>	NO					
<a href="#">5-2203654-3</a>	NO					
<a href="#">5-2203654-6</a>	NO					
<a href="#">5-2203654-7</a>	NO					
<a href="#">5-2203654-8</a>	NO					
<a href="#">5-2203654-9</a>	NO					
<a href="#">5-2203663-0</a>	NO					
<a href="#">5-2203663-1</a>	NO					
<a href="#">5-2203663-3</a>	NO					
<a href="#">5-2203663-8</a>	NO					
<a href="#">5-2203663-9</a>	NO					
<a href="#">5-2272723-1</a>	NO					
<a href="#">5-2272723-5</a>	NO					
<a href="#">5-2272723-7</a>	NO					
<a href="#">5-2272723-9</a>	NO					
<a href="#">5-2311082-3</a>	NO					
<a href="#">5-2311082-4</a>	NO					
<a href="#">5-2311082-5</a>	NO					
<a href="#">5-2311082-6</a>	NO					
<a href="#">6-1438090-7</a>	NO					
<a href="#">6-1438891-0</a>	NO					
<a href="#">6-1438841-3</a>	NO					
<a href="#">6-1438841-5</a>	NO					
<a href="#">6-1438841-7</a>	NO					



Part Number	Part Discontinued per PCN	Customer Drawing	Alias Part Number(s)	Substitute Part Number	Substitute Alias Part Number(s)	Description Of Difference
<a href="#">6-1924225-0</a>	NO					
<a href="#">6-1924225-1</a>	NO					
<a href="#">6-1924225-2</a>	NO					
<a href="#">6-1924225-5</a>	NO					
<a href="#">6-1924225-6</a>	NO					
<a href="#">6-1924225-7</a>	NO					
<a href="#">6-1924225-8</a>	NO					
<a href="#">6-1924783-0</a>	NO					
<a href="#">6-1924783-2</a>	NO					
<a href="#">6-1924783-6</a>	NO					
<a href="#">6-1924783-7</a>	NO					
<a href="#">6-1924783-9</a>	NO					
<a href="#">6-1924939-0</a>	NO					
<a href="#">6-1924939-1</a>	NO					
<a href="#">6-1924939-2</a>	NO					
<a href="#">6-1924939-3</a>	NO					
<a href="#">6-1924939-4</a>	NO					
<a href="#">6-1924939-5</a>	NO					
<a href="#">6-1924939-6</a>	NO					
<a href="#">6-1924939-7</a>	NO					
<a href="#">6-1924939-8</a>	NO					
<a href="#">6-1924939-9</a>	NO					
<a href="#">6-2035383-0</a>	NO					
<a href="#">6-2035383-2</a>	NO					
<a href="#">6-2035383-3</a>	NO					
<a href="#">6-2035383-5</a>	NO					
<a href="#">6-2035383-6</a>	NO					
<a href="#">6-2035383-9</a>	NO					
<a href="#">6-2098922-0</a>	NO					
<a href="#">6-2098922-6</a>	NO					
<a href="#">6-2098922-7</a>	NO					
<a href="#">6-2098922-8</a>	NO					
<a href="#">6-2103177-4</a>	NO					
<a href="#">6-2203654-0</a>	NO					
<a href="#">6-2203654-6</a>	NO					
<a href="#">6-2203654-7</a>	NO					
<a href="#">6-2203654-8</a>	NO					
<a href="#">6-2203654-9</a>	NO					
<a href="#">6-2203663-0</a>	NO					
<a href="#">6-2203663-2</a>	NO					
<a href="#">6-2203663-5</a>	NO					
<a href="#">6-2203663-6</a>	NO					
<a href="#">6-2203663-7</a>	NO					
<a href="#">6-2203663-9</a>	NO					
<a href="#">6-2272723-0</a>	NO					
<a href="#">638514-1</a>	NO					
<a href="#">638514-8</a>	NO					
<a href="#">7-1438136-2</a>	NO					
<a href="#">7-1438136-3</a>	NO					
<a href="#">7-1438691-4</a>	NO					
<a href="#">7-1438691-7</a>	NO					
<a href="#">7-1438691-8</a>	NO					
<a href="#">7-1438691-9</a>	NO					
<a href="#">7-1438841-1</a>	NO					
<a href="#">7-1438841-2</a>	NO					
<a href="#">7-1438841-3</a>	NO					
<a href="#">7-1438841-5</a>	NO					
<a href="#">7-1438841-6</a>	NO					
<a href="#">7-1456659-0</a>	NO					
<a href="#">7-1456659-1</a>	NO					
<a href="#">7-1456659-3</a>	NO					
<a href="#">7-1456659-7</a>	NO					
<a href="#">7-1456659-8</a>	NO					
<a href="#">7-1456659-9</a>	NO					

Part Number	Part Discontinued per PCN	Customer Drawing	Alias Part Number(s)	Substitute Part Number	Substitute Alias Part Number(s)	Description Of Difference
<a href="#">7-1924225-0</a>	NO					
<a href="#">7-1924225-1</a>	NO					
<a href="#">7-1924225-2</a>	NO					
<a href="#">7-1924225-3</a>	NO					
<a href="#">7-1924783-0</a>	NO					
<a href="#">7-1924783-1</a>	NO					
<a href="#">7-1924783-2</a>	NO					
<a href="#">7-1924783-3</a>	NO					
<a href="#">7-1924783-4</a>	NO					
<a href="#">7-1924783-5</a>	NO					
<a href="#">7-1924783-6</a>	NO					
<a href="#">7-1924783-7</a>	NO					
<a href="#">7-1924783-8</a>	NO					
<a href="#">7-1924783-9</a>	NO					
<a href="#">7-1924939-0</a>	NO					
<a href="#">7-2035383-0</a>	NO					
<a href="#">7-2035383-2</a>	NO					
<a href="#">7-2035383-3</a>	NO					
<a href="#">7-2035383-8</a>	NO					
<a href="#">7-2098922-2</a>	NO					
<a href="#">7-2098922-3</a>	NO					
<a href="#">7-2098922-6</a>	NO					
<a href="#">7-2098922-8</a>	NO					
<a href="#">7-2203654-0</a>	NO					
<a href="#">7-2203654-1</a>	NO					
<a href="#">7-2203654-2</a>	NO					
<a href="#">7-2203654-3</a>	NO					
<a href="#">7-2203654-9</a>	NO					
<a href="#">7-2203663-0</a>	NO					
<a href="#">7-2203663-1</a>	NO					
<a href="#">776905-8</a>	NO					
<a href="#">8-1438129-4</a>	NO					
<a href="#">8-1438129-5</a>	NO					
<a href="#">8-1438136-2</a>	NO					
<a href="#">8-1438691-0</a>	NO					
<a href="#">8-1438691-1</a>	NO					
<a href="#">8-1438691-2</a>	NO					
<a href="#">8-1438691-3</a>	NO					
<a href="#">8-1438691-4</a>	NO					
<a href="#">8-1438691-5</a>	NO					
<a href="#">8-1438691-7</a>	NO					
<a href="#">8-1438691-8</a>	NO					
<a href="#">8-1438841-3</a>	NO					
<a href="#">8-1438841-4</a>	NO					
<a href="#">8-1438841-5</a>	NO					
<a href="#">8-1438950-3</a>	NO					
<a href="#">8-1438950-5</a>	NO					
<a href="#">8-1438950-6</a>	NO					
<a href="#">8-1456659-0</a>	NO					
<a href="#">8-1456659-7</a>	NO					
<a href="#">8-1456659-9</a>	NO					
<a href="#">8-1924783-1</a>	NO					
<a href="#">8-2035383-0</a>	NO					
<a href="#">8-2035383-3</a>	NO					
<a href="#">8-2035383-9</a>	NO					
<a href="#">828904-1</a>	NO		"CF0547-000", "AMP-0-0828904-1", "80.264.00", "8202609390", "8202611101"			
<a href="#">828904-2</a>	NO					
<a href="#">828922-1</a>	NO		"EG9737-000", "AMP-0-0828922-1", "80.263.00", "820A-37376"			
<a href="#">828922-2</a>	NO					
<a href="#">9-1438090-6</a>	NO					
<a href="#">9-1438136-6</a>	NO					
<a href="#">9-1438841-4</a>	NO					

Part Number	Part Discontinued per PCN	Customer Drawing	Alias Part Number(s)	Substitute Part Number	Substitute Alias Part Number(s)	Description Of Difference
<a href="#">9-1438841-7</a>	NO					
<a href="#">9-1456659-2</a>	NO					
<a href="#">9-1456659-7</a>	NO					
<a href="#">9-2035383-4</a>	NO					
<a href="#">9-2035383-5</a>	NO					
<a href="#">9-2035383-6</a>	NO					
<a href="#">9-2035383-7</a>	NO					
<a href="#">963292-1</a>	NO					
<a href="#">963293-1</a>	NO					
<a href="#">963530-1</a>	NO		"1072609867", "820P-37717", "820P-37904", "43119-000"			
<a href="#">963531-1</a>	NO		"1072607258"			
<a href="#">964972-1</a>	NO					
<a href="#">967067-1</a>	NO		"0-0967067-1", "EG9740-000", "AMP-0-0967067-1"			
<a href="#">967067-2</a>	NO					



# Product Change Notification

Current Date: 13-Nov-2019

## TE Connectivity

**Product Change Notification: P-19-018199**

**PCN Date: 11-NOV-19**

TE would like to inform you of the following change(s) to the listed TE Connectivity Product. In case of any further questions about this change(s), please contact your TE Connectivity Sales Engineer. Affected part, drawing and/or specification numbers are listed on the attached sheet(s).

**General Product Description:**  
Multiple Part numbers. Phase 1. Americas Footprint Optimization.

**Description of Changes**  
We hereby inform you about a transfer of tools and/or processes of the components of the Finished Goods that we ship to you to further improve our Supply Chain towards our customers. The transfer follows a strict procedure, which fully maintains quality, ability to supply and form-fit-function of the concerned products. The receiving manufacturing location operates under a certified quality management system in accordance with standard automotive requirements. These moves will be validated not to affect product FFF, tool geometry or quality performance. TE will uphold our responsibility to internally validate and approve these tools among appropriate first article dimensional and capability analysis, comparative 2-sample T-tests before and after moves, before and after CT scans where needed, and PV test as defined by TE product engineering. TE is willing to provide any such validation data to our customers as our joint non-disclosure agreement statuses allow. AMEND with PCN P-19-018058

**Reason for Changes:**  
Product improvement. These changes are part of an overall effort from TE to improve our supply chain toward our customers and to focus each plant on core products and processes. A TE-internal release test based on the relevant part specifications will be executed before delivery and this notification serves to fulfill our notification requirements as prescribed by AIAG 4th edition. This change notification document accompanies a letter sent to your organization on September 13, 2019 signed by our Vice President of Sales and Marketing. Follow up conversations can occur upon request with your sales contact within 15 calendar days after receipt of this PCN. TE can share validation data with your organization upon request. If you have any questions or needs from this move, please contact your sales engineer within 15 days of receipt of this letter. If no response is received on this period, TE will consider this as an approval and tools must move to the new locations.

<b>Estimated Dates:</b>	
<b>Last Order Date</b> (Obsolete Parts Only):	<b>First Date To Ship</b> (Changed Parts Only):
	03-JAN-2020
<b>Last Ship Date</b> (Obsolete Parts Only):	<b>Last Date for Mixed Shipments:</b> (Changed Parts Only):
	No Mixed Shipments

**Part Number(s) being Modified:**

Part Number	Part Discontinued per PCN	Customer Drawing	Alias Part Number(s)	Substitute Part Number	Substitute Alias Part Number(s)	Description Of Difference
<a href="#">1-1438356-1</a>	NO					
<a href="#">1-1438356-8</a>	NO					
<a href="#">1-1438454-1</a>	NO					
<a href="#">1-1924940-1</a>	NO					
<a href="#">1-1924940-3</a>	NO					
<a href="#">1-1924940-7</a>	NO					
<a href="#">1-1924940-8</a>	NO					
<a href="#">1-1924940-9</a>	NO					
<a href="#">1-2203312-1</a>	NO					
<a href="#">1-2203312-2</a>	NO					
<a href="#">1-2203312-3</a>	NO					
<a href="#">1-2203773-3</a>	NO					
<a href="#">1438129-1</a>	NO					
<a href="#">1438129-2</a>	NO					
<a href="#">1438129-3</a>	NO					
<a href="#">1456554-1</a>	NO					
<a href="#">1557407-2</a>	NO					
<a href="#">1557407-3</a>	NO					
<a href="#">1557801-1</a>	NO					
<a href="#">1557801-2</a>	NO					
<a href="#">1557801-3</a>	NO					
<a href="#">1557801-4</a>	NO					
<a href="#">1557873-1</a>	NO					
<a href="#">1587902-2</a>	NO					
<a href="#">1670120-1</a>	NO					
<a href="#">1670120-2</a>	NO					

Part Number	Part Discontinued per PCN	Customer Drawing	Alias Part Number(s)	Substitute Part Number	Substitute Alias Part Number(s)	Description Of Difference
<a href="#">184002-1</a>	NO					
<a href="#">184020-1</a>	NO					
<a href="#">184097-1</a>	NO					
<a href="#">184099-1</a>	NO					
<a href="#">184344-1</a>	NO					
<a href="#">184471-6</a>	NO					
<a href="#">184471-8</a>	NO					
<a href="#">2-1438693-0</a>	NO					
<a href="#">2-1438693-1</a>	NO					
<a href="#">2-1438693-8</a>	NO					
<a href="#">2-1438693-9</a>	NO					
<a href="#">2-1456659-4</a>	NO					
<a href="#">2-1924225-9</a>	NO					
<a href="#">2098557-1</a>	NO					
<a href="#">2098557-2</a>	NO					
<a href="#">2098557-4</a>	NO					
<a href="#">2098557-7</a>	NO					
<a href="#">2098559-5</a>	NO					
<a href="#">2098559-6</a>	NO					
<a href="#">2098559-7</a>	NO					
<a href="#">2098559-8</a>	NO					
<a href="#">2098863-5</a>	NO					
<a href="#">2098863-6</a>	NO					
<a href="#">2098863-7</a>	NO					
<a href="#">2098863-8</a>	NO					
<a href="#">2098863-9</a>	NO					
<a href="#">2103149-1</a>	NO					
<a href="#">2103149-4</a>	NO					
<a href="#">2103149-7</a>	NO					
<a href="#">2103534-1</a>	NO					
<a href="#">2103534-2</a>	NO					
<a href="#">2103534-4</a>	NO					
<a href="#">2138089-1</a>	NO					
<a href="#">2203654-5</a>	NO					
<a href="#">2203654-9</a>	NO					
<a href="#">2272763-1</a>	NO					
<a href="#">2311072-1</a>	NO					
<a href="#">2321027-1</a>	NO					
<a href="#">2324337-1</a>	NO					
<a href="#">3-1438136-4</a>	NO					
<a href="#">3-1924783-0</a>	NO					
<a href="#">3-1924783-7</a>	NO					
<a href="#">3-1924783-8</a>	NO					
<a href="#">3-1924783-9</a>	NO					
<a href="#">4-2098557-1</a>	NO					
<a href="#">4-2311082-0</a>	NO					
<a href="#">4-2311082-1</a>	NO					
<a href="#">4-2311082-2</a>	NO					
<a href="#">4-2311082-4</a>	NO					
<a href="#">4-2311082-5</a>	NO					
<a href="#">4-2311082-6</a>	NO					
<a href="#">4-2311082-7</a>	NO					
<a href="#">4-2311082-8</a>	NO					
<a href="#">5-1456659-3</a>	NO					
<a href="#">5-1456659-8</a>	NO					
<a href="#">5-1557909-1</a>	NO					
<a href="#">5-1557910-1</a>	NO					
<a href="#">5-1557910-2</a>	NO					
<a href="#">5-1924670-0</a>	NO					
<a href="#">5-2304580-1</a>	NO					
<a href="#">6-1438136-2</a>	NO					
<a href="#">6-1438136-8</a>	NO					
<a href="#">6-1438136-9</a>	NO					
<a href="#">6-1587041-6</a>	NO					
<a href="#">6-1587041-9</a>	NO					

Part Number	Part Discontinued per PCN	Customer Drawing	Alias Part Number(s)	Substitute Part Number	Substitute Alias Part Number(s)	Description Of Difference
<a href="#">776671-1</a>	NO					
<a href="#">776834-3</a>	NO					
<a href="#">776834-4</a>	NO					
<a href="#">776834-5</a>	NO					
<a href="#">776887-2</a>	NO					
<a href="#">776887-3</a>	NO					
<a href="#">776887-5</a>	NO					
<a href="#">9-1438691-0</a>	NO					
<a href="#">9-1438691-1</a>	NO					
<a href="#">9-1438691-3</a>	NO					
<a href="#">9-2301631-2</a>	NO					
<a href="#">963294-1</a>	NO					



**Not Applicable**



## **Section 3**

# **Customer Engineering Approval**





## **Section 4**

# **Design FMEA**

**See Section A for nondisclosure conditions.**

**The Design FMEA, if included, is a Class II confidential document belonging to TE Connectivity. A class II document may not be further distributed and is subject to the conditions of the nondisclosure agreement.**



## **Section 5**

# **Process Flow Diagram**

**See Section A for nondisclosure conditions.**

**The Process Flow Diagram, if included, is a Class II confidential document belonging to TE Connectivity. A class II document may not be further distributed and is subject to the conditions of the nondisclosure agreement.**



## **Section 6**

# **Process FMEA**

**See Section A for nondisclosure conditions.**

**The Process FMEA, if included, is a Class II confidential document belonging to TE Connectivity. A class II document may not be further distributed and is subject to the conditions of the nondisclosure agreement.**



# **Section 7**

# **Control Plan**

**See Section A for nondisclosure conditions.**  
**The Control Plan, if included, is a Class II confidential document belonging to TE Connectivity. A class II document may not be further distributed and is subject to the conditions of the nondisclosure agreement.**

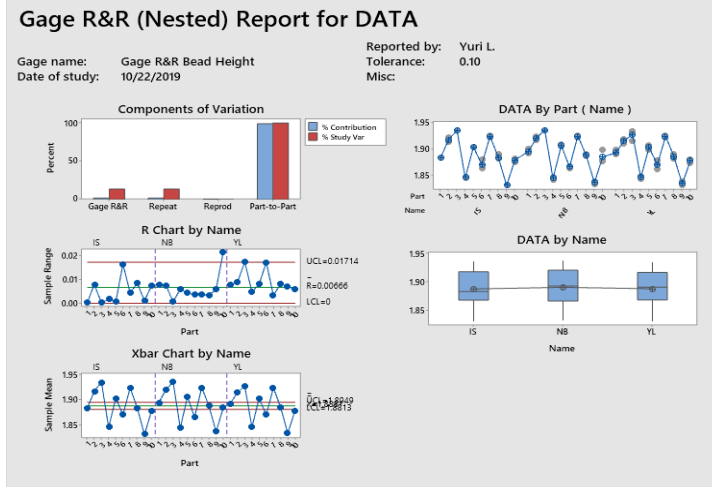
## **Section 8**

# **Measurement System Analysis**

**GAGE REPEATABILITY AND REPRODUCIBILITY DATA SHEET  
ANOVA METHOD**

Part Number: M1928260 - 1924957-2		Gage Name: CMM		Appraiser A: Y. Ladhovs		COMMENTS: Gage Repeatability and Reproducibility was done on part # 1924087-1 mold # M487087
Part Name:		Gage Number: QC-010-00086		Appraiser B: N. Beepot		
Perimeter Seal, Female, 2 Position, Sealed, 1.2mm		Gage Type: Micru-Vu Excel 502		Appraiser C: I. Sayin		
Characteristic: Bead Height	Specification: 1.80   2.00	Trials: 3		Parts: 10		
Characteristic Classification: Critical		Appraisers: 3		Date Performed: 10/22/2019		

OPERATOR	SAMPLE #	Bead Height
YL	1	1.89
YL	2	1.91
YL	3	1.93
YL	4	1.84
YL	5	1.90
YL	6	1.87
YL	7	1.92
YL	8	1.88
YL	9	1.83
YL	10	1.88
YL	1	1.89
YL	2	1.92
YL	3	1.92
YL	4	1.85
YL	5	1.91
YL	6	1.86
YL	7	1.93
YL	8	1.89
YL	9	1.84
YL	10	1.88
YL	1	1.90
YL	2	1.92
YL	3	1.93
YL	4	1.85
YL	5	1.90
YL	6	1.88
YL	7	1.92
YL	8	1.88
YL	9	1.83
YL	10	1.87
NB	1	1.90
NB	2	1.92
NB	3	1.94
NB	4	1.84
NB	5	1.90
NB	6	1.86
NB	7	1.92
NB	8	1.89
NB	9	1.84
NB	10	1.88
NB	1	1.89
NB	2	1.92
NB	3	1.94
NB	4	1.84
NB	5	1.90
NB	6	1.87
NB	7	1.93
NB	8	1.89
NB	9	1.84
NB	10	1.90
IS	1	1.88
IS	2	1.92
IS	3	1.93
IS	4	1.84
IS	5	1.90
IS	6	1.87
IS	7	1.93
IS	8	1.89
IS	9	1.83
IS	10	1.87
IS	1	1.88
IS	2	1.92
IS	3	1.94
IS	4	1.85
IS	5	1.90
IS	6	1.86
IS	7	1.92
IS	8	1.88
IS	9	1.83
IS	10	1.88
IS	1	1.88
IS	2	1.91
IS	3	1.94
IS	4	1.85
IS	5	1.90
IS	6	1.88
IS	7	1.92
IS	8	1.88
IS	9	1.83
IS	10	1.88



**Variance Components**

**Gage Evaluation**

Source	VarComp	%Contribution (of VarComp)	Source	StdDev (SD)	Study Var (6 x SD)	%Study Var
Total Gage R&R	0.0000206	1.90	Total Gage R&R	0.0045441	0.027265	13.78
Repeatability	0.0000206	1.90	Repeatability	0.0045441	0.027265	13.78
Reproducibility	0.0000000	0.00	Reproducibility	0.0000000	0.000000	0.00
Part-To-Part	0.0010660	98.10	Part-To-Part	0.0326497	0.195898	99.05
Total Variation	0.0010867	100.00	Total Variation	0.0329644	0.197787	100.00

Number of Distinct Categories = 10

# Section 9

# Dimensional Results



Production Part Approval

**DIMENSIONAL TEST RESULTS**



TE Connectivity-Empalme is accredited by ANSI-ASQ National Accreditation Board for ISO/IEC 17025 under a defined calibration and/or testing scope.

Organization: TE Connectivity	Part Number: 4-1924067-1
Supplier/Vendor Code:	Part Name: CONNECTOR ASSEMBLY, FEMALE, 2 POSITION SEALED, 1.2mm STANDARD LATCH VERSION
INSPECTION FACILITY: TE Connectivity Empalme Metrology lab	Design Record Change Level: DWG. C-1924067 REV. B6 Engineering Change Documents: N/A # Folio: 48139 <span style="float:right">Page <u>1</u> of <u>2</u></span>

Item	Dim./Spec.	Spec. / Limits tol + tol -	Units	Organization Measurement Results (Data)						Ok	Not Ok	Instrument # ID
				SAMPLE 1	SAMPLE 2	SAMPLE 3	SAMPLE 4	SAMPLE 5	SAMPLE 6			
1	26.5	REFERENCE	mm.	26.613	26.680	26.609	26.588	26.591	26.583	✓		LMMC-009
2	15.8	REFERENCE	mm.	15.745	15.726	15.768	15.739	15.741	15.738	✓		LMMC-009
3	14.8	REFERENCE	mm.	14.682	14.649	14.639	14.649	14.666	14.650	✓		LMMC-009
4	16.6	REFERENCE	mm.	17.686	17.671	17.675	17.688	17.666	17.691	✓		LMMC-009
5	2	REFERENCE	mm.	2.111	2.108	2.091	2.088	2.079	2.106	✓		LMMC-009
6	2	REFERENCE	mm.	1.912	1.899	1.895	1.923	1.917	1.922	✓		LMMC-009
7	15	REFERENCE	mm.	14.908	14.957	14.936	14.928	14.949	14.956	✓		LMMC-009
8	10.58	REFERENCE	mm.	10.276	10.459	10.282	10.357	10.354	10.369	✓		LMMC-009
9	8.58	REFERENCE	mm.	8.455	8.466	8.463	8.482	8.426	8.464	✓		LMMC-009
10	12.7	REFERENCE	mm.	12.569	12.600	12.619	12.587	12.610	12.599	✓		LMMC-009
11	20.7	MINIMUM	mm.	OK	OK	OK	OK	OK	OK	✓		LMMC-009

NOTES:													
1	PART NUMBER 1-1924067-9 SHOWN ON DRAWING.			OK	OK	OK	OK	OK	OK	OK	✓		
2	TPA AND CPA ( WHEN APPLICABLE ) ARE SHIPPED IN THEIR PRE-LATCHED POSITIONS. SEE INSTRUCTION SHEET 408--8968 FOR DIRECTIONS ON MOVING THE CPA AND TPA TO THE PRE-LATCHED POSITION, IF NECESSARY.			OK	OK	OK	OK	OK	OK	OK	✓		
3	TERMINALS SOLD SEPARATELY, FOR USE WITH TE MCON 1.2 mm CLEAN BODY CONTACT WITH WIRE SEAL. SEE TE MCON 1.2-CB (CLEAN BODY ) TABLE FOR APPLICABLE PART NUMBERS.			NOTED PER APQP TEAM						✓			
4	APPLICABLE HEADER INTERFACE DRAWING 114-18679-3 IS AVAILABLE UPON REQUEST. A COPY OF THIS DRAWING CAN BE OBTAINED FROM THE TYCO ELECTRONICS PRODUCT MANAGER, VIA YOUR TE CONNECTIVITY SALES REPRESENTATIVE OR CUSTOMER SERVICE.			NOTED PER APQP TEAM						✓			
5	MINIMUM FEED THROUGH CONDITION WITH 1.0mm CLEARANCE ALL AROUND.			OK	OK	OK	OK	OK	OK	OK	✓		
6	TRACEABILITY PRINTED IN THIS LOCATION AT ASSEMBLY.			OK	OK	OK	OK	OK	OK	OK	✓		
7	NOTE LEFT BLANK INTENTIONALLY.			NOTED PER APQP TEAM						✓			

March 2006      CFG-1003	SIGNATURE Omar Sanchez	TITLE Metrology Chief	DATE NOV-18-2019
AEF004J-EG Rev: J			





# Production Part Approval

## DIMENSIONAL TEST RESULTS



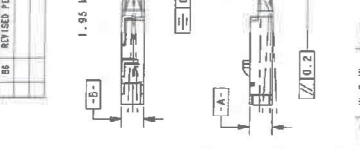
TE Connectivity-Empalme is accredited by ANSI-ASQ National Accreditation Board for ISO/IEC 17025 under a defined calibration and/or testing scope.

Organization: TE Connectivity	Part Number: 4-1924067-1
Supplier/Vendor Code:	Part Name: CONNECTOR ASSEMBLY, FEMALE, 2 POSITION SEALED, 1.2mm STANDARD LATCH VERSION
INSPECTION FACILITY: TE Connectivity Empalme Metrology lab	Design Record Change Level: DWG. C-1924067 REV. B6
	Engineering Change Documents: N/A
	# Folio: 48139 <span style="float:right">Page <u>2</u> of <u>2</u></span>

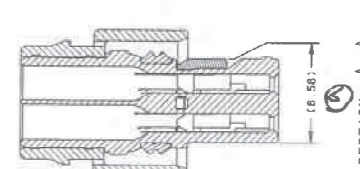
Item	Dim./Spec.	Spec. / Limits tol + tol -	Units	Organization Measurement Results (Data)						Ok	Not Ok	Instrument # ID
				SAMPLE 1	SAMPLE 2	SAMPLE 3	SAMPLE 4	SAMPLE 5	SAMPLE 6			
8	PART NUMBERS 1924067-7 , -8, 1-7, 1-8 INNER HOUSING ARE ASSEMBLED 180 °.			OK	OK	OK	OK	OK	OK	✓		
9	PROTOTYPE ASSEMBLIES USE GERMAN OUTER HOUSING P/N: 1718648-1. CPA P/N 1670193-1 AND SEAL P/N : 1718650-1.			NOTED PER APQP TEAM						✓		
10	NOTE DELETED			NOTED PER APQP TEAM						✓		
11	TPA ENGAGE FORCE: PRESET TO FULL ≥ 2 N AND ≤ 60 N.			NOTED PER APQP TEAM						✓		
12	TPA DISENGAGE FORCE: DISENGAGE FROM FULL TO PRESET ≥ 2N AND ≤ 60N.			NOTED PER APQP TEAM						✓		
13	CPA ENGAGE FORCE : PRESET TO FULL WITHOUT CONNECTORS MATED ≥40N.			NOTED PER APQP TEAM						✓		
14	CPA ENGAGE FORCE : PRESET TO FULL WITH CONNECTORS MATED < 30N.			NOTED PER APQP TEAM						✓		
15	POLARIZATION FEATURE EFFECTIVENESS: CONNECTOR MATED TURNED 180° NO MATING >125N. WRONG KEYING NO MATING >125N.			NOTED PER APQP TEAM						✓		
16	VALIDATED UP TO USCAR TEMPERATURE CLASS III			NOTED PER APQP TEAM						✓		
17	SEE INSTRUCTION SHEET 408-8928.			NOTED PER APQP TEAM						✓		
18	REFERENCE SHEET 2 FOR ISOMETRIC VIEWS.			OK	OK	OK	OK	OK	OK	✓		
19	TERMINAL 1670146-X REPLACES 1418847-X.			NOTED PER APQP TEAM						✓		
	TOTAL # OF FEATURES					66						
	LESS BASIC DIMENSIONS					0						
	LESS REFERENCE DIMENSIONS					60						
	REPORTED DIMENSIONS						6					
	# DIMENSIONS IN TOLERANCE						6					
	# DIMENSIONS OUT OF TOLERANCE						0					
	% DIMENSION IN TOLERANCE						100.00 %					
	% DIMENSION OUT OF TOLERANCE						0.00 %					

March 2006    CFG-1003	SIGNATURE Omar Sanchez	TITLE Metrology Chief	DATE NOV-18-2019
AEF004J-EG Rev: J			

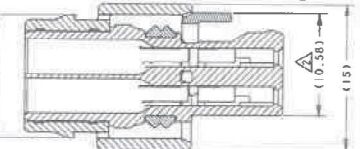
REV	DESCRIPTION	DATE	BY	CHKD
BS	REVISED PER ECN-14-08110	10/20/11	BS	BS
BB	REVISED PER ECN-14-08110	10/20/11	BB	BS



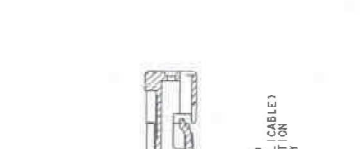
WIRE CRIMP DIMENSIONS



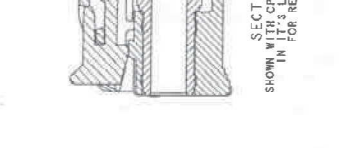
INSULATION CRIMP DIMENSIONS



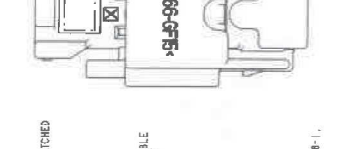
SECTION A-A SHOWN WITH TPA IN 17.8 LATCHED POSITION FOR REFERENCE ONLY




SECTION B-B SHOWN WITH TPA IN 17.8 LATCHED POSITION FOR REFERENCE ONLY



SECTION B-B



ISOMETRIC VIEWS



ISOMETRIC VIEWS



ISOMETRIC VIEWS

- PART NUMBER 1-1924067-9 SHOWN ON DRAWING.
- TPA AND CPA (WHEN APPLICABLE) ARE SHIPPED IN THEIR PRE-LATCHED POSITIONS. SEE INSTRUCTION SHEET 408-8828 FOR DIRECTIONS ON HOW TO LATCH THE CPA AND TPA TO THE PRE-LATCHED POSITION, IF NECESSARY.
- TERMINALS 640 (SEPARATELY) FOR USE WITH TE WOOD 1.2mm CLEAN ROOM CONNECTOR WIRE (CLEAN ROOM 1.2-65 (CLEAN ROOM) TABLE FOR APPLICABLE PART NUMBERS).
- APPLICABLE WEAVER INTERFACE DRAWING 114-18274-3 IS AVAILABLE UPON REQUEST. A COPY OF THIS DRAWING CAN BE OBTAINED FROM THE JTEC ELECTRONICS PRODUCT MANAGER VIA YOUR TELECOMMUNICATIONS SALES REPRESENTATIVE OR CUSTOMER SERVICE.
- MINIMUM FEED THROUGH CONDITION WITH 1.0mm CLEARANCE ALL AROUND.
- TRACEABILITY PRINTED IN THIS LOCATION AT ASSEMBLY.
- NOTE LEFT BLANK INTENTIONALLY.
- PART NUMBERS 1924067-1, -6, -17, -18 (INNER HOUSING ARE ASSEMBLED 180°).
- PROTOTYPE ASSEMBLIES USE GERMAN OUTER HOUSING P/N: 1718648-1, CPA P/N: 670193-1 AND SEAL P/N: 1718659-1.
- NOTE DELETED.
- TPA ENGAGE FORCE: PRESET TO FULL  $\geq 2$  N AND  $\leq 60$  N.
- TPA DISENGAGE FORCE: DISENGAGE FROM FULL TO PRESET  $\geq 2$  N AND  $\leq 60$  N.
- CPA ENGAGE FORCE: PRESET TO FULL WITHOUT CONNECTORS MATED  $\geq 40$  N.
- CPA ENGAGE FORCE: PRESET TO FULL WITH CONNECTORS MATED  $< 30$  N.
- POLARIZATION FEATURE EFFECTIVENESS: CONNECTOR MATED TURNED 180° AND MATING  $> 125$  N, WHICH KEYING NO MATING  $> 125$  N.
- VALIDATED UP TO USCAR TEMPERATURE CLASS 111.
- SEE INSTRUCTION SHEET 408-8828.
- REFERENCE SHEET 2 FOR ISOMETRIC VIEWS.
- TERMINAL 670146-x REPLACES 140847-x.

RELEASED	RED	2130907-	BLUE	C	4-1924067-3
RELEASED	RED	2130907-1	NATURAL	D	4-1924067-2
RELEASED	RED	2130907-2	BLACK	A	4-1924067-1
RELEASED	VIOLET	1989913-2	NATURAL	B	2-1924067-1
RELEASED	VIOLET	1989913-2	BLACK	A	2-1924067-3
RELEASED	RED	1486787-1	BLACK	A	1-1924067-8
RELEASED	RED	1486787-1	BLUE	A	1-1924067-7
RELEASED	RED	1486787-1	NATURAL	B	1-1924067-3
RELEASED	RED	1486787-1	BLACK	A	1-1924067-4
RELEASED	RED	1486787-1	NATURAL	B	1-1924067-2
RELEASED	RED	1486787-1	BLACK	A	1-1924067-1
OBSOLETE					
OBSOLETE					
OBSOLETE					

STATUS	COLOR	PART NO	COLOR	KEY	PART NUMBER
RELEASED	RED	2130907-	BLUE	C	4-1924067-3
RELEASED	RED	2130907-1	NATURAL	D	4-1924067-2
RELEASED	RED	2130907-2	BLACK	A	4-1924067-1
RELEASED	VIOLET	1989913-2	NATURAL	B	2-1924067-1
RELEASED	VIOLET	1989913-2	BLACK	A	2-1924067-3
RELEASED	RED	1486787-1	BLACK	A	1-1924067-8
RELEASED	RED	1486787-1	BLUE	A	1-1924067-7
RELEASED	RED	1486787-1	NATURAL	B	1-1924067-3
RELEASED	RED	1486787-1	BLACK	A	1-1924067-4
RELEASED	RED	1486787-1	NATURAL	B	1-1924067-2
RELEASED	RED	1486787-1	BLACK	A	1-1924067-1
OBSOLETE					
OBSOLETE					
OBSOLETE					

RELEASED	RED	2130907-	BLUE	C	4-1924067-3
RELEASED	RED	2130907-1	NATURAL	D	4-1924067-2
RELEASED	RED	2130907-2	BLACK	A	4-1924067-1
RELEASED	VIOLET	1989913-2	NATURAL	B	2-1924067-1
RELEASED	VIOLET	1989913-2	BLACK	A	2-1924067-3
RELEASED	RED	1486787-1	BLACK	A	1-1924067-8
RELEASED	RED	1486787-1	BLUE	A	1-1924067-7
RELEASED	RED	1486787-1	NATURAL	B	1-1924067-3
RELEASED	RED	1486787-1	BLACK	A	1-1924067-4
RELEASED	RED	1486787-1	NATURAL	B	1-1924067-2
RELEASED	RED	1486787-1	BLACK	A	1-1924067-1
OBSOLETE					
OBSOLETE					
OBSOLETE					

RELEASED	RED	2130907-	BLUE	C	4-1924067-3
RELEASED	RED	2130907-1	NATURAL	D	4-1924067-2
RELEASED	RED	2130907-2	BLACK	A	4-1924067-1
RELEASED	VIOLET	1989913-2	NATURAL	B	2-1924067-1
RELEASED	VIOLET	1989913-2	BLACK	A	2-1924067-3
RELEASED	RED	1486787-1	BLACK	A	1-1924067-8
RELEASED	RED	1486787-1	BLUE	A	1-1924067-7
RELEASED	RED	1486787-1	NATURAL	B	1-1924067-3
RELEASED	RED	1486787-1	BLACK	A	1-1924067-4
RELEASED	RED	1486787-1	NATURAL	B	1-1924067-2
RELEASED	RED	1486787-1	BLACK	A	1-1924067-1
OBSOLETE					
OBSOLETE					
OBSOLETE					

RELEASED	RED	2130907-	BLUE	C	4-1924067-3
RELEASED	RED	2130907-1	NATURAL	D	4-1924067-2
RELEASED	RED	2130907-2	BLACK	A	4-1924067-1
RELEASED	VIOLET	1989913-2	NATURAL	B	2-1924067-1
RELEASED	VIOLET	1989913-2	BLACK	A	2-1924067-3
RELEASED	RED	1486787-1	BLACK	A	1-1924067-8
RELEASED	RED	1486787-1	BLUE	A	1-1924067-7
RELEASED	RED	1486787-1	NATURAL	B	1-1924067-3
RELEASED	RED	1486787-1	BLACK	A	1-1924067-4
RELEASED	RED	1486787-1	NATURAL	B	1-1924067-2
RELEASED	RED	1486787-1	BLACK	A	1-1924067-1
OBSOLETE					
OBSOLETE					
OBSOLETE					

RELEASED	RED	2130907-	BLUE	C	4-1924067-3
RELEASED	RED	2130907-1	NATURAL	D	4-1924067-2
RELEASED	RED	2130907-2	BLACK	A	4-1924067-1
RELEASED	VIOLET	1989913-2	NATURAL	B	2-1924067-1
RELEASED	VIOLET	1989913-2	BLACK	A	2-1924067-3
RELEASED	RED	1486787-1	BLACK	A	1-1924067-8
RELEASED	RED	1486787-1	BLUE	A	1-1924067-7
RELEASED	RED	1486787-1	NATURAL	B	1-1924067-3
RELEASED	RED	1486787-1	BLACK	A	1-1924067-4
RELEASED	RED	1486787-1	NATURAL	B	1-1924067-2
RELEASED	RED	1486787-1	BLACK	A	1-1924067-1
OBSOLETE					
OBSOLETE					
OBSOLETE					

THIS DRAWING IS A CONTROLLED DOCUMENT

REV. NO.	1	DATE	09/01/15
BY	W. B. B.	CHECKED	D. B. B.
DATE	09/01/15		

DESCRIPTION: **CONNECTOR ASSEMBLY, FEMALE, 2 POSITION SEALED, STANDARD LATCH VERSION**

REV. 2.015

ITEM NO. 1-1924067-4

QTY. 1

UNIT PRICE

TOTAL PRICE

ISSUED TO

DATE

BY

40071024

1-1924067-4

EXPLODED ISOMETRIC VIEW

INNER HOUSING

OUTER HOUSING

PERIPHERAL SEAL

TPA

1-1924067-8

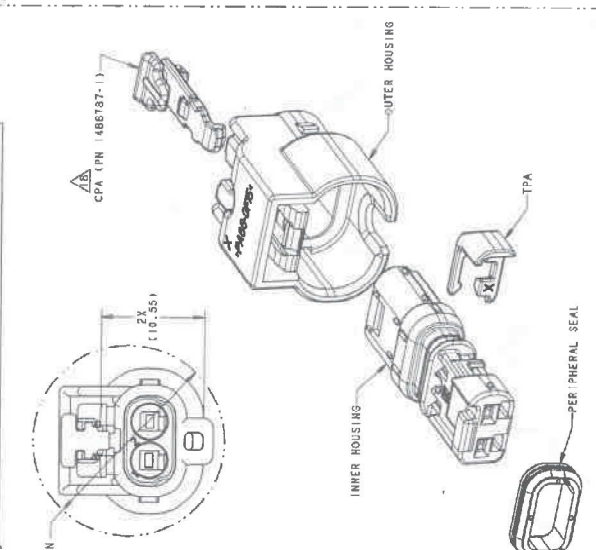
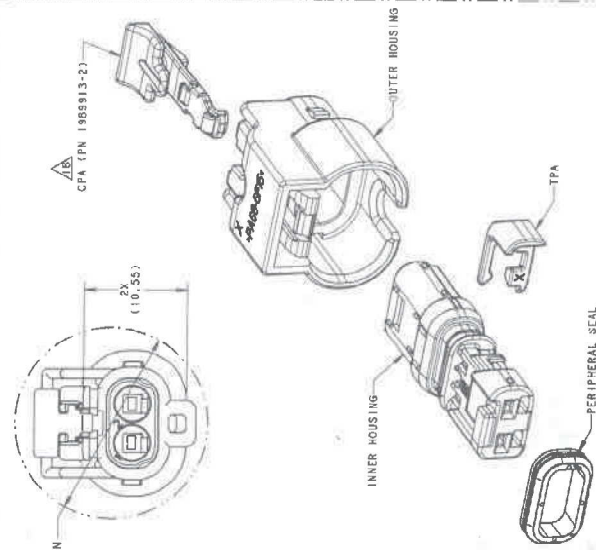
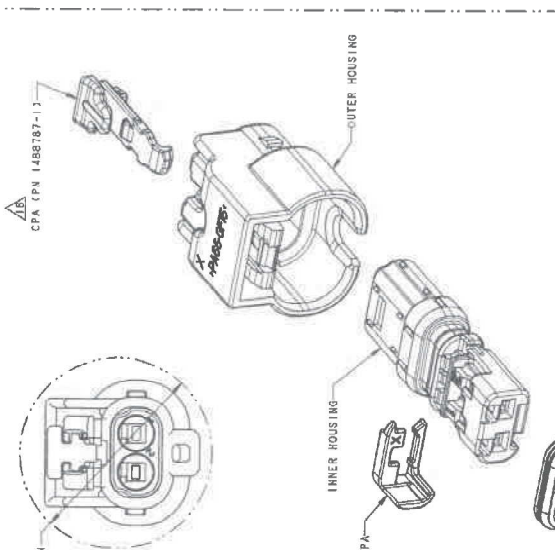
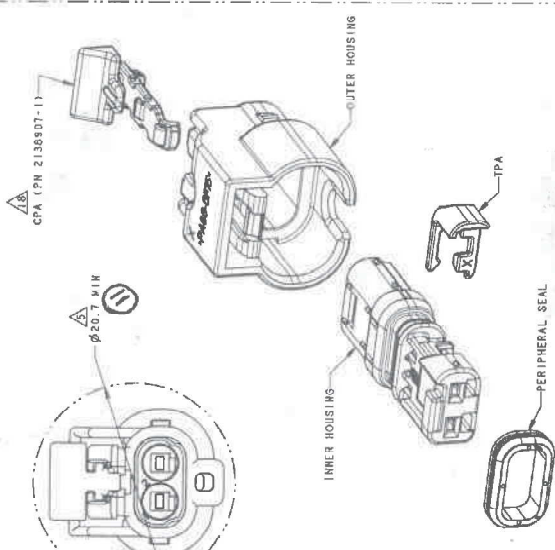
EXPLODED ISOMETRIC VIEW

INNER HOUSING

OUTER HOUSING

PERIPHERAL SEAL

TPA



REV. NO.	1	DATE	09/01/15
BY	W. B. B.	CHECKED	D. B. B.
DATE	09/01/15		

SEE SHEET 1

1-1924067-4

EXPLODED ISOMETRIC VIEW

INNER HOUSING

OUTER HOUSING

PERIPHERAL SEAL



TPA



## **Section 10**

# **Material, Performance Test Results**

# Part Submission Warrant

Part Name <u>Perimeter Seal, Female, 2 Position, Sealed, 1.2mm</u>		Cust. Part Number <u>M1928260 - 1924957-2</u>	
Shown on Drawing Number <u>M1928260 - 1924957-2</u>		Org. Part Number <u>N/A</u>	
Engineering Change Level <u>A3</u>		Dated <u>11/2/2010</u>	
Additional Engineering Changes <u>-</u>		Dated <u>-</u>	
Safety and/or Government Regulation <input type="checkbox"/> Yes <input type="checkbox"/> No		Purchase Order No. <u>270827349</u> Weight (kg) <u>0.0001</u>	
Visual Standard Numbr <u>-</u> Checking Aid Revision Level <u>-</u>		Dated <u>-</u>	
<b>ORGANIZATION MANUFACTURING INFORMATION</b>		<b>CUSTOMER SUBMITTAL INFORMATION</b>	
SIMTEC Silicone Parts <u>DUNS: 08-546-6782</u>		TE CONNECTIVITY	
Supplier Name & Supplier/Vendor Code		Customer Name/Division	
<u>9658 Premier Parkway</u>		<u>Angulo Arantxa</u>	
Street Address		Buyer/Buyer Code	
<u>Miramar</u>	<u>FL</u>	<u>33025</u>	<u>USA</u>
City	Region	Postal Code	Country
<b>MATERIALS REPORTING</b>		<b>AUTOMOTIVE</b>	
Has customer-required Substances of Concern information been reported? <input type="checkbox"/> Yes <input type="checkbox"/> No		Application	
Submitted by IMDS or other customer format:		<u>M1928260 - 1924957-2</u>	
		<u>893400963 / 0.01</u>	
Are polymeric parts identified with appropriate ISO marking codes? <input type="checkbox"/> Yes <input checked="" type="checkbox"/> No <input checked="" type="checkbox"/> n/a			
<b>REASON FOR SUBMISSION (Check at least one)</b>			
<input type="checkbox"/> Initial submission	<input type="checkbox"/> Change to Optional Construction or Material		
<input type="checkbox"/> Engineering Change(s)	<input type="checkbox"/> Sub-Supplier or Material Source Change		
<input checked="" type="checkbox"/> Tooling: Transfer, Replacement, Refurbishment, or additional	<input type="checkbox"/> Change in Part Processing		
<input type="checkbox"/> Correction of Discrepancy	<input type="checkbox"/> Parts produced at Additional Location		
<input type="checkbox"/> Tooling Inactive > than 1 year	<input checked="" type="checkbox"/> Other - please specify		
<u>Re-Submission with correct mold number</u>			
<b>REQUESTED SUBMISSION LEVEL (Check one)</b>			
<input type="checkbox"/> Level 1 - Warrant only (and for designated appearance items, an Appearance Approval Report) submitted to customer.			
<input type="checkbox"/> Level 2 - Warrant with product samples and limited supporting data submitted to customer.			
<input type="checkbox"/> Level 3 - Warrant with product samples and complete supporting data submitted to customer.			
<input checked="" type="checkbox"/> Level 4 - Warrant and other requirements as defined by customer.			
<input type="checkbox"/> Level 5 - Warrant with product samples and complete supporting data reviewed at organization's manufacturing location.			
<b>SUBMISSION RESULTS</b>			
The results for <input checked="" type="checkbox"/> dimensional measurements <input checked="" type="checkbox"/> material and functional tests <input type="checkbox"/> appearance criteria <input checked="" type="checkbox"/> statistical process package			
These results meet all design record requirements: <input checked="" type="checkbox"/> Yes <input type="checkbox"/> NO (If "NO" - Explanation Required)			
Mold / Cavity / Production Process <u>TL-010-00080/TL-020-00153/TL-030-00081</u>		<u>64</u> / <u>FG-010-0079</u>	
<u>010-00836/020-00958/030-00351</u>			
<b>DECLARATION</b>			
I affirm that the samples represented by this warrant are representative of our parts, which were made by a process that meets all Production Part Approval Process Manual 4th Edition Requirements. I further affirm that these samples were produced at the production rate of <u>30,720</u> Parts per <u>4</u> Hour(s)			
I also certify that documented evidence of such compliance is on file and available for your review. I have noted any deviation from this declaration below.			
EXPLANATION/COMMENTS: <u>n/a</u>			
Is each Customer Tool properly tagged and numbered? <input type="checkbox"/> Yes <input type="checkbox"/> No <input type="checkbox"/> n/a			
Organization Authorized Signature <u></u>		Date <u>2/12/2020</u>	
Print Name <u>Ulas Sevim</u>	Phone No. <u>954 656 4212</u>	Fax No. <u>608 663 4554</u>	
Title <u>VP Quality</u>	E-mail <u>ulas.sevim@simtec-silicone.com</u>		
<b>FOR CUSTOMER USE ONLY (IF APPLICABLE)</b>			
PPAP Warrant Disposition: <input checked="" type="checkbox"/> Approved <input type="checkbox"/> Rejected <input type="checkbox"/> Other			
Customer Signature <u></u>		Date <u>2/12/2020</u>	
Print Name <u>Vishal Shinde</u>		Customer Tracking Number (optional) _____	

# Production Part Approval Material Test Results

<b>ORGANIZATION:</b>	SIMTEC Silicone Parts	<b>PART NUMBER:</b>	M1928260 - 1924957-2
<b>PREPARED BY:</b>	Y.Ladnovs	<b>PART NAME:</b>	Perimeter Seal, Female, 2 Position, Sealed, 1.2mm
<b>MATERIAL SUPPLIER(S):</b>	<b>COMMENTS:</b>	<b>REVISION LEVEL:</b>	A3
Wacker	Elastosil LR 3088/40 NM DTCOLOR Blue K-76411		



### Certificate of Analysis

Simtec Silicone Parts LLC 9658 Pioneer Parkway Miramar FL 33025	Date of delivery: 10/31/2019 Requestion No.: 947157 Order No.: 18762174 / 908082 / 18702819	Delivery note: 2690757 Date of requisition: 10/18/2019 Customer No.: 2500889 Fax: 68663454	Customer material: PL-010-00601A
---	---	---	-------------------------------------

### ELASTOSIL® LR 3088/40 NM A US

date of issue: 10/18/2019

Material	60064190	Batch	399288	NET	190.000 kg (418.878 LBS)	Date of manufacture	10/06/2019	Best use before end	04/03/2020
Technical data		Test method/inspection condition		Unit	Measured value	Lower limit	Upper limit		
DUROMETER A/B-BLEND MPB		1110		suast	42	35	45		
TENSILE A/B-BLEND MPB PSI		1160		psi	1228	871	-		
ELONGATION A/B-BLEND MPB		1160		%	558	400	-		
TEAR-B A/B-BLEND MPB PSI		1160		psi	157	100	-		
SPECIFIC GRAVITY		1154		g/cm³	1.33	1.30	1.36		
CURE INITIATION TEMPERATURE		1359		°C	119.6	114.8	124.8		
COMPRESSION SET 22050 A/B MPB		1114		%	0	0	35		

Wacker Chemical Corporation, Adhian®  
 Quality Management, John Poctan  
 Telefon: +1 (317) 200-8912

This certificate was issued by machine and is valid without a signature.

This data does not absolve the purchaser from checking the quality of all samples or materials on receipt, particularly regarding the possible influences of transport and intermediate storage conditions which will have to be noted.  
 All sales of this product shall be subject to our General Conditions of Sale.

Page 1 of 1



### Certificate of Analysis

Simtec Silicone Parts LLC 9658 Pioneer Parkway Miramar FL 33025	Date of delivery: 10/31/2019 Requestion No.: 947157 Order No.: 18762174 / 908082 / 18702819	Delivery note: 2690757 Date of requisition: 10/18/2019 Customer No.: 2500889 Fax: 68663454	Customer material: PL-010-00601B
---	---	---	-------------------------------------

### ELASTOSIL® LR 3088/40 NM B US

date of issue: 10/18/2019

Material	60064191	Batch	399288	NET	190.000 kg (418.878 LBS)	Date of manufacture	10/06/2019	Best use before end	04/03/2020
Technical data		Test method/inspection condition		Unit	Measured value	Lower limit	Upper limit		
DUROMETER A/B-BLEND MPB		1110		suast	42	35	45		
TENSILE A/B-BLEND MPB PSI		1160		psi	1228	871	-		
ELONGATION A/B-BLEND MPB		1160		%	558	400	-		
TEAR-B A/B-BLEND MPB PSI		1160		psi	157	100	-		
SPECIFIC GRAVITY		1154		g/cm³	1.33	1.30	1.36		
CURE INITIATION TEMPERATURE		1359		°C	119.6	114.8	124.8		

Wacker Chemical Corporation, Adhian®  
 Quality Management, John Poctan  
 Telefon: +1 (317) 200-8912

This certificate was issued by machine and is valid without a signature.

This data does not absolve the purchaser from checking the quality of all samples or materials on receipt, particularly regarding the possible influences of transport and intermediate storage conditions which will have to be noted.  
 All sales of this product shall be subject to our General Conditions of Sale.

Page 1 of 1





July 29, 2011

Tyco Electronics  
719 Pegg Road  
Greensboro, NC 27409

Attn: Quality control

### CERTIFICATION

Product Description DTCOLOR K-76411  
 Purchase Order No. 2709141985 Date 8/12/19 DOM: 8/15/19  
 Lot No. 29323 Code No. 705054-4  
 Quantity Shipped 102 LBS. Date Shipped 8/15/19  
 Packaging 1X50, 1X52 LBS. No. of Pkgs. Shipped 2 PAILS

**Nominal Composition**

Blue Pigment  
Silicone

**Value**

Blue Pigment  
Silicone

<u>TEST</u>	<u>REQUIREMENT</u>	<u>TEST METHOD</u>	<u>RESULTS</u>
Visual Dispersion Check	Uniform Material Free from any foreign matter	DTI Test #D01	<u>PASS</u>
Form	Smooth Paste	DTI Test #D02	<u>PASS</u>
Color Comparison	Match Standard	DTI Test #D03	<u>PASS</u>

This is to certify that the above shipment has been determined to meet all DTI specification requirements at time of manufacture.

Dispersion Technology, Inc.

*Yogesh L. Parikh*

Yogesh L. Parikh  
President



1885 SWARTHMORE AVENUE • P.O. BOX 300 • LAKEWOOD, NJ 08701 • (732) 364-4488 • FAX (732) 364-1018

# Section 11

# Initial Process Studies



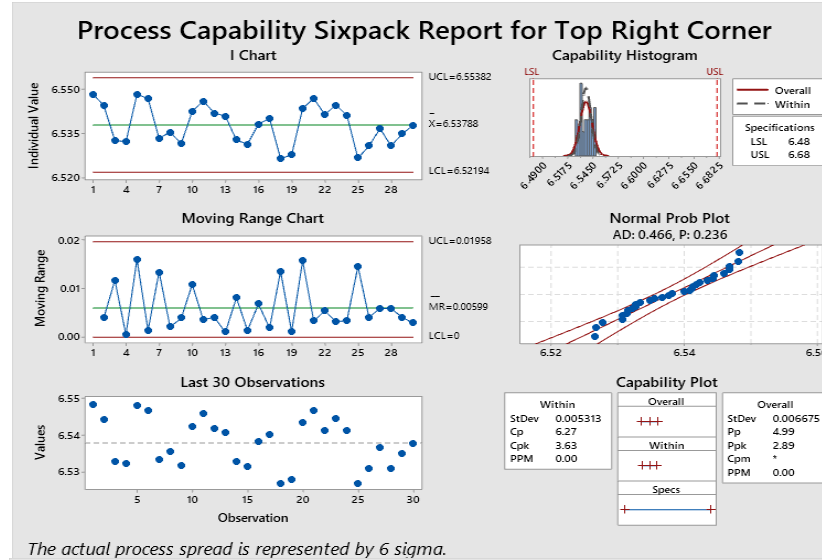
### Production Part Approval Capability Study

ORGANIZATION:	SIMTEC Silicone Parts	PART NUMBER:	M1928260 - 1924957-2
PREPARED BY:	Y. Ladnovs	PART NAME:	Perimeter Seal, Female, 2 Position, Sealed, 1.2mm
INSPECTION FACILITY:	SIMTEC Silicone Parts	REVISION LEVEL:	A3
		TEST DEVICE:	Micro-Vu Excel 502 (CMM)
		COMMENTS:	Dim 2

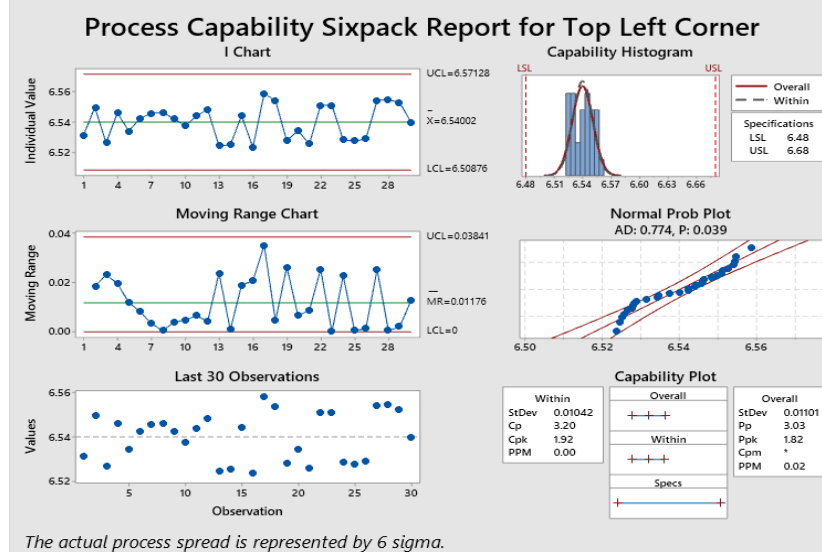
<b>KEY</b>
Below Tolerance
Above Tolerance

ADD/CHANGE AS NEEDED

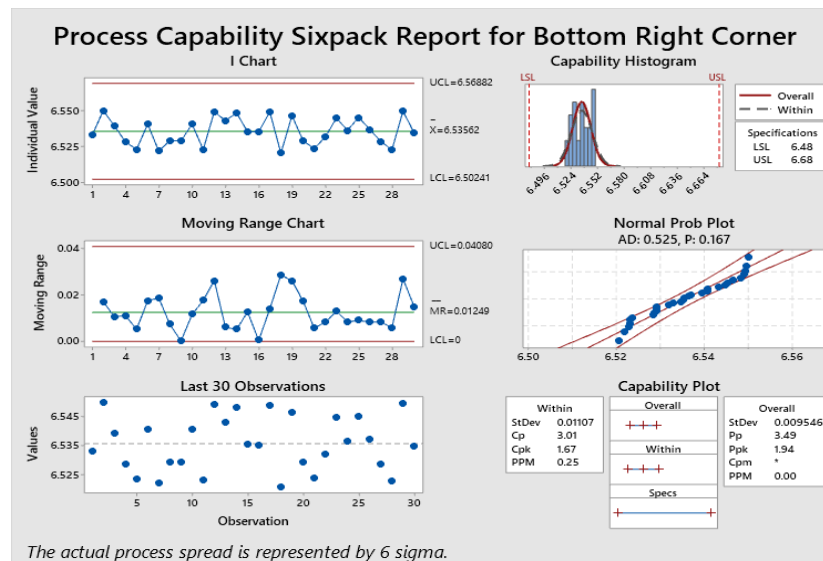
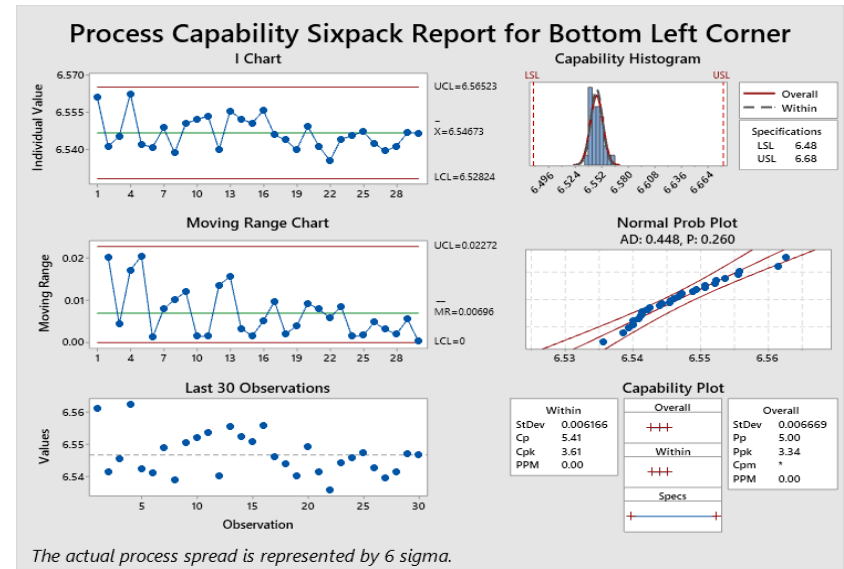
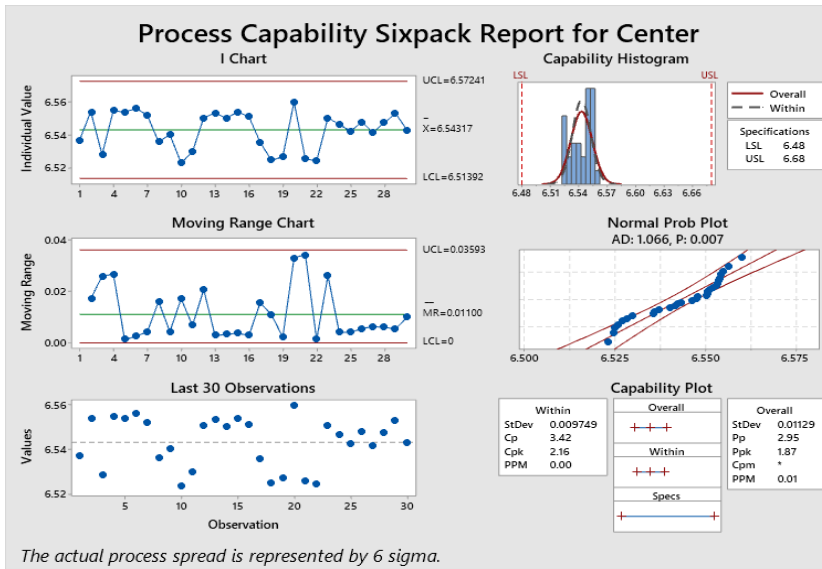
#	Top Right Corner	Top Left Corner	Center	Bottom Left Corner	Bottom Right Corner
LSL	6.48	6.48	6.48	6.48	6.48
USL	6.68	6.68	6.68	6.68	6.68
Nom	6.58	6.58	6.58	6.58	6.58
1	6.55	6.53	6.54	6.56	6.53
2	6.54	6.55	6.55	6.54	6.55
3	6.53	6.53	6.53	6.55	6.54
4	6.53	6.55	6.55	6.56	6.53
5	6.55	6.53	6.55	6.54	6.52
6	6.55	6.54	6.56	6.54	6.54
7	6.53	6.55	6.55	6.55	6.52
8	6.54	6.55	6.54	6.54	6.53
9	6.53	6.54	6.54	6.55	6.53
10	6.54	6.54	6.52	6.55	6.54
11	6.55	6.54	6.53	6.55	6.52
12	6.54	6.55	6.55	6.54	6.55
13	6.54	6.52	6.55	6.56	6.54
14	6.53	6.53	6.55	6.55	6.55
15	6.53	6.54	6.55	6.55	6.54
16	6.54	6.52	6.55	6.56	6.54
17	6.54	6.56	6.54	6.55	6.55
18	6.53	6.55	6.52	6.54	6.52
19	6.53	6.53	6.53	6.54	6.55
20	6.54	6.53	6.56	6.55	6.53
21	6.55	6.53	6.53	6.54	6.52
22	6.54	6.55	6.52	6.54	6.53
23	6.54	6.55	6.55	6.54	6.54
24	6.54	6.53	6.55	6.55	6.54
25	6.53	6.53	6.54	6.55	6.55
26	6.53	6.53	6.55	6.54	6.54
27	6.54	6.55	6.54	6.54	6.53
28	6.53	6.55	6.55	6.54	6.52
29	6.53	6.55	6.55	6.55	6.55
30	6.54	6.54	6.54	6.55	6.53



The actual process spread is represented by 6 sigma.



The actual process spread is represented by 6 sigma.





## **Section 12**

# **Qualified Laboratory Documentation**

# MANAGEMENT SYSTEM CERTIFICATE

Certificate No.:  
275742-2018-AQ-USA-ANAB

Initial date:  
21 September, 2018

Valid until:  
20 September, 2021

This is to certify that the management system of

## **Simtec Silicone Parts LLC**

9658 Premier Parkway, Miramar, FL 33025

has been found to conform to quality management system standard:

**ISO 9001:2015**

This certificate is valid for the following Scope:

**MANUFACTURE OF ELASTOMER PRODUCTS**

Place and date:  
Katy, TX 24 September, 2018



For the issuing office:  
DNV GL - Business Assurance  
1400 Ravello Drive  
Katy, TX 77449

**Robert Kozak**  
Management Representative

Lack of fulfillment of conditions as set out in the Certification Agreement may render this Certificate invalid.  
ACCREDITED UNIT: DNV GL - Business Assurance, 1400 Ravello Drive, Katy, TX 77449. Tel.: 281-396-1000. [www.dnvglcert.com](http://www.dnvglcert.com)

# MANAGEMENT SYSTEM CERTIFICATE

Certificate No.: 169798-2014-AQ-USA-IATF

Valid until:  
21 September, 2018 – 20 September, 2021

IATF Certificate No.: 0335158

This is to certify that the management system of

## **Simtec Silicone Parts LLC**

9658 Premier Parkway, Miramar, FL 33025

and, if applicable, the remote support locations as mentioned in the Appendix accompanying this Certificate

has been found to conform to quality management system standard:

**IATF 16949:2016**

This certificate is valid for the following Scope:

**MANUFACTURE OF ELASTOMER PRODUCTS**

**EXCLUSIONS: 8.3 PRODUCT DESIGN**

Place and date:

Katy, TX. 24 September 2018



For the issuing office:  
DNV GL - Business Assurance  
Katy, TX, USA

  
Robert Kozak  
Management Representative

Lack of fulfillment of conditions as set out in the Certification Agreement may render this Certificate invalid.

ACCREDITED UNIT: DNV GL - Business Assurance, 1400 Ravello Drive, Katy, TX 77449. Tel.: 281-396-1000. [www.dnvgicert.com](http://www.dnvgicert.com)

# Production Part Approval CALIBRATION

<b>ORGANIZATION:</b>	SIMTEC Silicone Parts	<b>PART NUMBER:</b>	M1928260 - 1924957-2
<b>PREPARED BY:</b>	Y.Ladnovs	<b>PART NAME:</b>	Perimeter Seal, Female, 2 Positio
<b>INSPECTION FACILITY:</b>	<b>COMMENTS:</b>	<b>REVISION LEVEL:</b>	A3
SIMTEC Silicone Parts	n/a		

Where possible calibration certificates include the mark of a national accreditation body. Exceptions include instruments where calibration provided is specified/limited by device manufacturer, customer calibrated devices, and internally calibrated devices. SIMTEC maintains calibration vender has ISO 17025 certification or acceptable standard.



645 NW Enterprise Drive Suite 106  
Port Saint Lucie FL 34986  
Tel: 772-212-7158/Fax: 772-212-+7706  
[www.floridametrology.com](http://www.floridametrology.com)



## Certificate of Calibration

Certificate No. 104577

Customer Information	Calibration Information
SIMTEC SILICONE PARTS, LLC 9658 PREMIER PARKWAY MIRAMAR, FL 33025	As Found <b>In Tolerance</b> As Left <b>In Tolerance</b> Calibration Date: 9/30/2019 Next Due: 9/30/2020 Temperature: 73 °F Humidity: 67 % Procedure: PPCA405 PPCA101
<b>Equipment Information</b>	Purchase Order 94636
ID Number: SSP002 Type: 400X500X250 Description: VISION MACHINE Manufacturer: MICROVU Model: EXCEL 502 UC Serial Number: EC502UC01025 Department:	<b>Base Information</b> Software: 2.94.0286.08 Frame Grabber: CRONOS

Description	Std. Nominal	Tolerance		As Found	As Left	Units
		-	+			
Largest Error	0.0000	0.0000	0.0053	0.0052	0.0018	Millimeters
Linearity	0.0000	0.0000	0.0055	0.0000	0.0000	Millimeters
	40.0000	39.9945	40.0055	40.0007	39.9995	Millimeters
	90.0000	89.9945	90.0055	90.0023	90.0003	Millimeters

"A" - Adjusted and returned in tolerance  
"F" - Indicates out of tolerance result

Standards Used	I.D. Number	Last Cal.	Cal. Due
50MM GAGE BLOCK	FM03120	4/1/2019	4/1/2020
100MM GAGE BLOCK	FM05120	4/1/2019	4/1/2020
10MM GAGE BLOCK	FM05195	4/1/2019	4/1/2020
GLASS GRID 300X287	FM12312	12/31/2017	12/31/2019
TEMPERATURE PEN	FM170677321	6/8/2018	6/8/2020
TEST INDICATOR	FMIND-0003	3/29/2019	3/29/2020

**Calibration Notes**  
Uncertainty for X, Y Linearity ("Largest Error"): +/- (1.1 + 0.004L) µm where L = nominal length in mm.

Uncertainty for Z Linearity: +/- (4.1 + 0.002L) µm where L = nominal length in mm.

Both Vision machines share the same desktop profile.

Florida Metrology LLC, certifies that the instrument listed above has been tested, calibrated (if necessary), and meets the criteria established in the associated test procedure unless otherwise noted. The standards used are traceable to the National Institute of Standards and Technology (NIST). Florida Metrology, LLC calibration and control system meets the general requirements for the competence of calibration and testing laboratories (ISO/IEC 17025-2005). This uncertainty represents an expanded uncertainty expressed at approximately 95% confidence level using coverage factor of k=2. Statements of compliance, where applicable, are based upon the test results falling within the specified limits with no reduction by the uncertainty of the measurement. The calibration interval has been specified by the customer. Any number of factors may cause the calibration to drift out of tolerance before the recommended interval has expired. This Certificate of Calibration shall not be reproduced, except in full, without the written approval of Florida Metrology, LLC

MARK CRUME <hr style="width: 100%;"/> Serviced By	 <hr style="width: 100%;"/> Signature	9/30/2019 <hr style="width: 100%;"/> Date
--	--	--

Certificate Number  
A3087596  
Issue Date: 02/01/19

# Certificate of Calibration

Page 1 of 1

Customer: SIMTEC SILICONE PARTS, LLC  
9658 PREMIER PKWY  
MIRAMAR, FL 33025  
1-954-656-1712

P.O. Number:

**ID Number: 65**



Description: BENCH SCALE  
Manufacturer: COLE-PARMER  
Model Number: PA 120  
Serial Number: PL461194  
Technician: WALTER SHIER

Calibration Date: 02/01/2019  
Calibration Due: 02/01/2020  
Procedure: TMI-SCALES  
Rev: 5/13/2014

Temperature: 72 F  
Humidity: 49 % RH

**As Found Condition: IN TOLERANCE**  
**Calibration Results: IN TOLERANCE**

On-Site Calibration:   
Comments:

Limiting Attribute:

This instrument has been calibrated using standards traceable to the SI units through the National Institute of Standards and Technology (NIST) or other National Metrological Institute (NMI). The method of calibration is direct comparison to a known standard, derived from natural physical constants, ratio measurements or compared to consensus standards.

Reported uncertainties are expressed as expanded uncertainty values at an approximately 95% confidence level using a coverage factor of k=2. Statements of compliance are based on test results falling within specified limits with no reduction by the uncertainty of the measurement.

TMI's Quality System is accredited to ISO/IEC 17025:2017 and ANSI/NCSL Z540-1-1994. ISO/IEC 17025:2017 is written in a language relevant to laboratory operations, meeting the principles of ISO 9001 and aligned with its pertinent requirements. This calibration complies with all the requirements of ANSI/NCSL Z540-1-1994 and TMI's Quality Manual, QM-1.

Results contained in this document relate only to the item calibrated. Calibration due dates appearing on the certificate or label are determined by the client for administrative purposes and do not imply continued conformance to specifications.

This certificate shall not be reproduced, except in full, without the written permission of Technical Maintenance, Inc.

Measurements not currently on TMI's Scope of Accreditation are identified with an asterisk.

JON PARMENTER, BRANCH MANAGER

Scott Chamberlain, QUALITY MANAGER

### Calibration Standards

<u>Asset Number</u>	<u>Manufacturer</u>	<u>Model Number</u>	<u>Date Calibrated</u>	<u>Cal Due</u>
07293	INSCO	1MG-100G CLASS 1	3/19/2018	3/6/2019



**Technical Maintenance, Inc.**

12240 SW 53RD STREET STE. 506, FT. LAUDERDALE, FL 33330

ANSI/NCSL Z540-1-1994

Rev. 13  
8/17/2018

Phone: 954-252-2223 Fax 954-252-0375

[www.tmicalibration.com](http://www.tmicalibration.com)



## **Section 13**

# **Appearance Approval Report**



**Not Applicable**



## **Section 14**

# **Sample Product**

**Sent in separate package  
(if required)**



# **Section 15**

# **Master Sample**

**Retained at manufacturing location**



# Section 16

# Checking Aids

**Not Applicable**



## **Section 17**

# **Records of Compliance with Customer-Specific Requirements**

# Informe de la MDS

## Sustancias de conjuntos y materiales

Este informe está reservado exclusivamente para uso interno de la industria del automóvil. La distribución a clientes que no pertenecen al sector de la automoción es una violación de las condiciones de uso, y no está permitida sin una autorización por escrito de DXC Technology. El análisis no está permitido.

### 1. Empresa y nombre de producto

#### 1.1 Datos del proveedor

Nombre [ID]: **Tyco Electronics GAD  
[913]**

Número DUNS: **-**

Calle/Código postal: **Amperestr. 12-14**  
Nac./Cód. postal/Ciudad: **DE 64625 Bensheim**

No. Proveedor: **-**

Persona de contacto: **IMDS Team (India)  
Engineering Services**

- Teléfono: **-**

- N.º fax: **-**

- Dirección de correo electrónico: **imds@te.com**

#### 1.2 Identificación del producto

N.º componente/artículo: **1-1924067-1**

Descripción: **Conn Assy, Female, 2-  
Position Sealed, 1.2 mm  
Standard Latch Version**

No. Reporte de muestra: **-**

Fecha de reporte de muestra: **-**

No. Orden de Compra: **-**

No. Factura de entrega: **-**

MDS Preliminar: **No**

ID/versión IMDS: **91734033 / 17**

ID de nodo: **895201764**

Estado de la MDS (Fecha de modificación): **Publicado internamente  
(14/01/2020)**

## Informe de la MDS

### Sustancias de conjuntos y materiales

No deben incluirse materiales que están sujetos a prohibiciones legales.  
 Las sustancias peligrosas, formadas o liberadas durante su uso, también se deben declarar.  
 Recuerde: La lista GADSL de sustancias que deben ser declaradas

## 2. Caracterización del componente

N.º componente/artículo: **1-1924067-1**

No. Reporte de muestra: -








































































Descripción: **Conn Assy, Female, 2-Position Sealed, 1.2 mm Standard Latch Version**

















































ID/versión IMDS: **91734033 / 17**

ID de nodo: **895201764**

Nivel de árbol	Descripción Descripción Nombre Nombre de la sustancia	N.º componente/artículo N.º artículo/mat. N.º material N.º CAS	 ID/versión IMDS	 Cantidad	 Peso [g]	 Porción [%]	 Porción (desde - hasta) [%]	Clasif. GADSL, SVHC	Marcado de componentes Reciclado (Consumidor/industr.) Aplicación [ID]
1	Conn Assy, Female, 2-Position Sealed, 1.2 mm Standard Latch Version	1-1924067-1	91734033 / 17		2.2549				
-2	Housing Outer 2 Pos, MCON 1.2-Black	0-1924889-1	91733946 / 7	1	1.253				Sí



Nivel de árbol	 Descripción  Descripción  Nombre  Nombre de la sustancia	 N.º componente/artículo  N.º artículo/mat.  N.º material  N.º CAS	   ID/versión IMDS	 Cantidad	   Peso [g]	   Porción [%]	   Porción (desde - hasta) [%]	 Clasif.  GADSL, SVHC	 Marcado de componentes  Reciclado (Consumidor/industr.)  Aplicación [ID]
└3	 PA66-I-GF13	 1573718-1	39290563 / 4		1.253			 5.1.a	 No
└4	 Further Additives, not to declare	 system				1			
└4	 GF-Fibre	 -				13			
└4	 PA66-I	 -				85.5			
└4	 Carbon black	 1333-86-4				0.5			
└2	 Inner Housing, Female, 2-Position, Sealed, 1.2 mm-Black	 0-1924069-1	91733936 / 3	1	0.87				 Sí
└3	 PA66-GF35	 702661-9	70521492 / 3		0.87			 5.1.a	 No
└4	 Further Additives, not to declare	 system				0.5			
└4	 GF-Fibre	 -				35			
└4	 Carbon black	 1333-86-4				0.5			
└4	 PA66	 -				64			
└2	 TPA, Female, 2-Position, Sealed, 1.2mm-Red	 1924073-1	74315158 / 9	1	0.0519				 No aplica
└3	 PBT-GF30	 703395-4	175341184 / 3		0.0519			 5.1.a	 No
└4	 PBT	 -				69.25			
└4	 GF-Fibre	 -				30			
└4	 Further Additives, not to declare	 system				0.5			
└4	 Pigment portion, not to declare	 system				0.25			
└2	 RING SEAL	 1924957-2	658666747 / 2	1	0.08				 No aplica

Nivel de árbol	 Descripción  Descripción  Nombre  Nombre de la sustancia	 N.º componente/artículo  N.º artículo/mat.  N.º material  N.º CAS	   ID/versión IMDS	 Cantidad	   Peso [g]	   Porción [%]	   Porción (desde - hasta) [%]	 Clasif.  GADSL, SVHC	 Marcado de componentes  Reciclado (Consumidor/industr.)  Aplicación [ID]
└3	 VMQ	 A4005WB			0.08			 5.3	 No
└4	 VMQ	 -				71.79	70 - 72		
└4	 Nepheline syenite	 37244-96-5				27			
└4	 PTFE	 -				0.07			
└4	 Boric acid	 10043-35-3				0.07		 D / P / SVHC	
└4	 Dimethylsilicone	 63148-62-9				0.07			
└4	 Siloxanes and Silicones, di-Me, Me vinyl, vinyl group-terminated	 68083-18-1				0.5			
└4	 Cobalt-aluminate-blue-spinel	 1345-16-0				0.3		 D	
└4	 Titanium-dioxide	 13463-67-7				0.2			

Ésta es una copia no controlada de un documento creado por IMDS. Fin del informe.



# **Section 18**

# **Part Submission Warrant**

# Part Submission Warrant

Part Name \_\_\_\_\_ Cust. Part Number \_\_\_\_\_  
 Shown on Drawing Number \_\_\_\_\_ Org. Part Number \_\_\_\_\_  
 Engineering Change Level \_\_\_\_\_ Dated \_\_\_\_\_  
 Additional Engineering Changes \_\_\_\_\_ Dated \_\_\_\_\_  
 Safety and/or Government Regulation      Yes      No      Purchase Order No. \_\_\_\_\_ Weight (kg) \_\_\_\_\_  
 Checking Aid Number \_\_\_\_\_ Checking Aid Engineering Change Level \_\_\_\_\_ Dated \_\_\_\_\_

**ORGANIZATION MANUFACTURING INFORMATION**

**CUSTOMER SUBMITTAL INFORMATION**

Organization Name and Supplier Code \_\_\_\_\_  
 Street Address \_\_\_\_\_  
 City \_\_\_\_\_ Region \_\_\_\_\_ Postal Code \_\_\_\_\_ Country \_\_\_\_\_

Customer Name/Division \_\_\_\_\_  
 Buyer/Buyer Code \_\_\_\_\_  
 Application \_\_\_\_\_

**MATERIALS REPORTING**

Has customer-required Substance of Concern information been reported  
 Submitted by IMDS or other customer format      Yes      No      NA

Are polymeric parts identified with appropriate ISO marking codes?      Yes      No      NA

**REASON FOR SUBMISSION (Check at least one)**

Initial submission	Change to Optional Construction or Material
Engineering Change(s)	Sub-Supplier or Material Source Change
Tooling: Transfer, Replacement, Refurbishment, or additional	Change in Part Processing
Correction of Discrepancy	Parts Produced at Additional Location
Tooling Inactive > than 1 year	Other - please specify

**REQUESTED SUBMISSION LEVEL (Check one)**

- Level 1 - Warrant only (and for designated appearance items, an Appearance Approval Report) submitted to customer.
- Level 2 - Warrant with product samples and limited supporting data submitted to customer.
- Level 3 - Warrant with product samples and complete supporting data submitted to customer.
- Level 4 - Warrant and other requirements as defined by customer.
- Level 5 - Warrant with product samples and complete supporting data reviewed at supplier's manufacturing location.

**SUBMISSION RESULTS**

The results for      dimensional measurement      material and functional tests      appearance criteria      statistical process package  
 These results meet all design record requirements:      Yes      No      (If "No" - Explanation Required)  
 Mold / Cavity / Production Process \_\_\_\_\_

**DECLARATION**

I affirm that the samples represented by this warrant are representative of our parts, which were made by a process that meets all Production Part Approval Process Manual 4th Edition Requirements. I further affirm that these samples were produced at the production rate of / hours  
 I also certify that documented evidence of such compliance is on file and is available for review. I have noted any deviations from this declaration below.

**EXPLANATION/COMMENTS**

\_\_\_\_\_

Is each Customer Tool properly tagged and numbered?      Yes      No      NA

Organization Authorized Signature      *Pablo Guillermo Jimenez*      Date \_\_\_\_\_

Print Name \_\_\_\_\_ Phone No. \_\_\_\_\_ Fax \_\_\_\_\_

Title \_\_\_\_\_ Email \_\_\_\_\_

**FOR CUSTOMER USE ONLY (IF APPLICABLE)**

PPAP Warrant Disposition :      Approved      Rejected      Other \_\_\_\_\_

Customer Signature \_\_\_\_\_ Date \_\_\_\_\_

Print Name \_\_\_\_\_ Customer Tracking Number (optional) \_\_\_\_\_



## **Section 18a**

# **Bulk Material Requirements**



**Not Applicable**