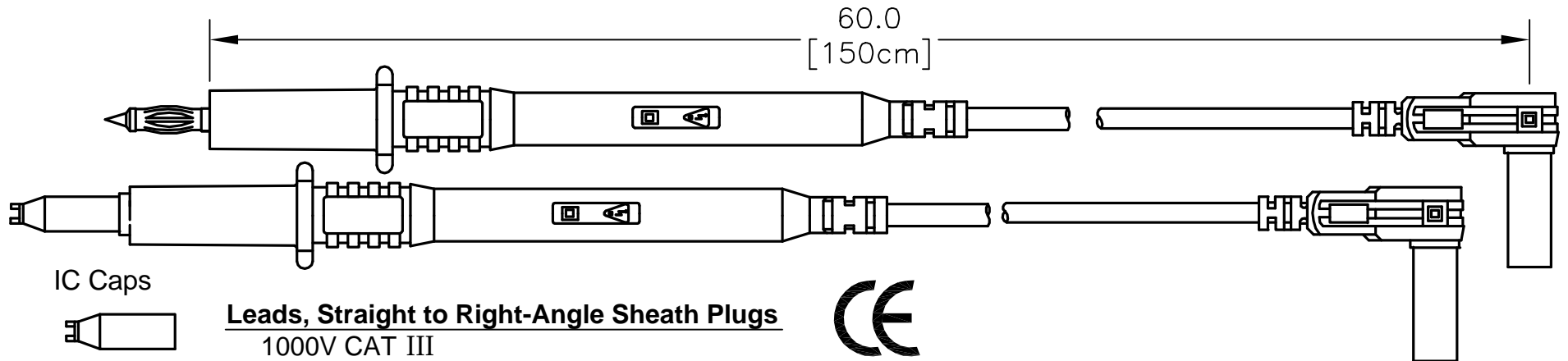


ALL RIGHTS RESERVED. NO PORTION OF THIS PUBLICATION, WHETHER IN WHOLE OR IN PART CAN BE REPRODUCED WITHOUT THE EXPRESS WRITTEN CONSENT OF SPC TECHNOLOGY.

REVISIONS			DOC. NO. SPC-F005 * Effective: 12/21/98 * DCP No: 680					
DCP #	REV	DESCRIPTION	DRAWN	DATE	CHECKD	DATE	APPRVD	DATE
430	A	RELEASED	JWM	12/12/00	JC	1/8/01	DJC	1/11/01



IC Caps

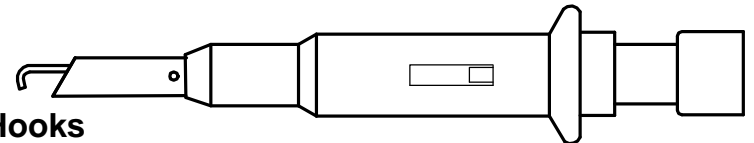
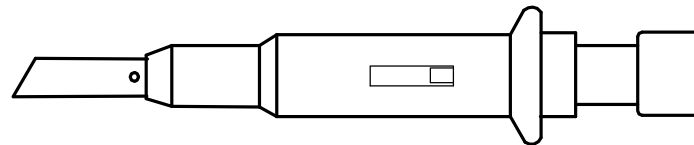


**Leads, Straight to Right-Angle Sheath Plugs**

- 1000V CAT III
- 36 Amps
- Reinforced or Double Insulation
- 1 Red, 1 Black
- Leads: Silicone Lead Wire



Packaged in clear PVC pouch



**Probe Sprung Hooks**

500V CAT I - 5A

<small>DISCLAIMER</small> ALL STATEMENTS AND TECHNICAL INFORMATION CONTAINED HEREIN ARE BASED UPON INFORMATION AND/OR TESTS WE BELIEVE TO BE ACCURATE AND RELIABLE. SINCE CONDITIONS OF USE ARE BEYOND OUR CONTROL, THE USER SHALL DETERMINE THE SUITABILITY OF THE PRODUCT FOR THE INTENDED USE AND ASSUME ALL RISK AND LIABILITY WHATSOEVER IN CONNECTION THEREWITH.				
UNLESS OTHERWISE SPECIFIED, DIMENSIONS ARE FOR REFERENCE PURPOSES ONLY.	DRAWN BY:	DATE:	DRAWING TITLE:	
	Jeff McVicker	12/12/00	Deluxe Right Angle Test Lead Kit	
	CHECKED BY:	DATE:	SIZE	DWG. NO.
	JOHN COLE	1/8/01	A	76-091
APPROVED BY:	DATE:	ELECTRONIC FILE		REV
Daniel Carey	1/11/01	84N2133.dwg		A
SCALE: NTS		U.O.M.: INCHES [mm]		SHEET: 1 OF 1