


Power Metal Strip® Resistors, High Power (5 Watts), Low Value (down to 0.001 Ω), Surface Mount



FEATURES

- Molded high temperature encapsulation
- Improved thermal management incorporated into design
- Ideal for all types of current sensing, voltage division and pulse applications including switching and linear power supplies, instrumentation, power amplifiers
- Proprietary processing technique produces extremely low resistance values (down to 0.001 Ω)
- All welded construction
- Solid metal Nickel-chrome or Manganese-copper alloy resistive element with low TCR (< 20 ppm/°C)
- Solderable terminations
- Very low inductance 0.5 nH to 5 nH
- Excellent frequency response to 50 MHz
- Low thermal EMF (< 3 μV/°C)
- Lead (Pb)-free version is RoHS compliant
- Integral heat sink not utilized for resistance values less than 0.0075 Ω



RoHS*
COMPLIANT

STANDARD ELECTRICAL SPECIFICATIONS

GLOBAL MODEL	SIZE	POWER RATING <i>P</i> _{70 °C W}	RESISTANCE RANGE Ω	
			± 0.5 %	± 1 %
WSR5	4527	5.0 ¹⁾	0.01 - 0.3	0.001 - 0.3

Note

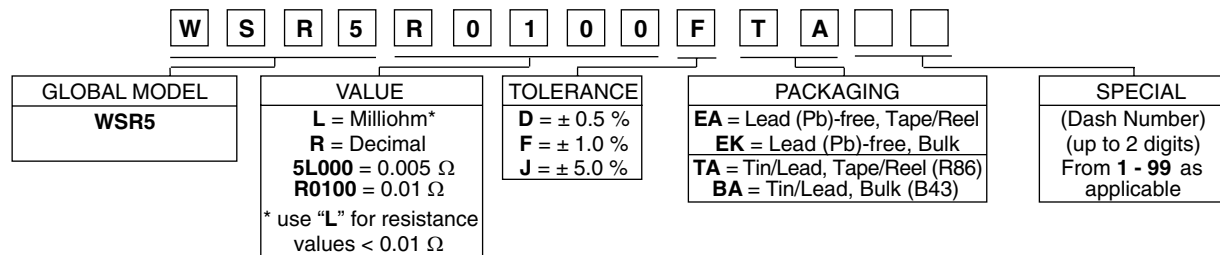
1. The WSR5 is rated at 5 W with terminal temperature maintained ≤ 120 °C
- Part Marking: DALE, Model, Value, Tolerance, Date Code

TECHNICAL SPECIFICATIONS

PARAMETER	UNIT	WSR5
Temperature Coefficient	ppm/°C	0.0075 Ω to 0.0099 Ω = ± 110 0.01 Ω to 0.3 Ω = ± 75
Dielectric Withstanding Voltage	V _{AC}	> 500
Insulation Resistance	Ω	> 10 ⁹
Operating Temperature Range	°C	- 65/+ 275
Maximum Working Voltage	V	(<i>P</i> × <i>R</i>) ^{1/2}
Weight/1000 pcs	g	476

GLOBAL PART NUMBER INFORMATION

NEW GLOBAL PART NUMBERING: WSR5R0100FTA (PREFERRED PART NUMBERING FORMAT)



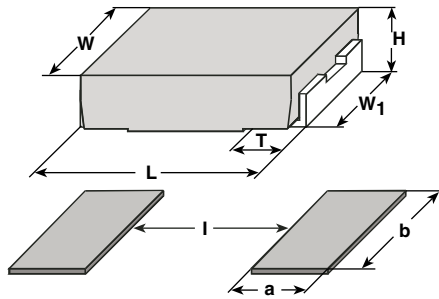
HISTORICAL PART NUMBER EXAMPLE: WSR5 0.01 Ω 1 % R86 (WILL CONTINUE TO BE ACCEPTED)



* Pb containing terminations are not RoHS compliant, exemptions may apply

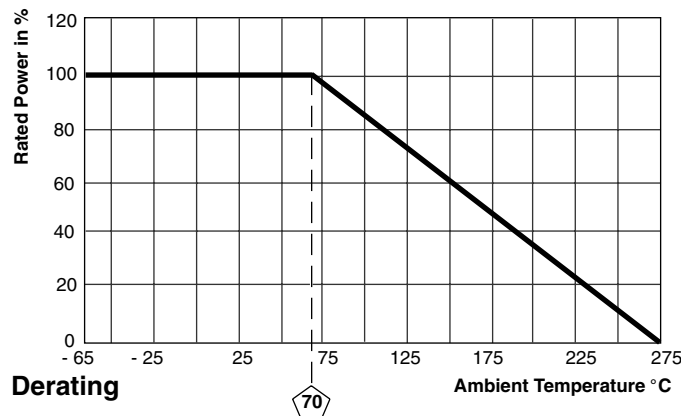


DIMENSIONS



MODEL	DIMENSIONS in inches [millimeters]				
	L	H	T	W	W ₁
WSR5	0.455 ± 0.032 [11.56 ± 0.813]	0.095 ± 0.005 [2.41 ± 0.127]	0.100 ± 0.010 [2.54 ± 0.254]	0.275 ± 0.005 [6.98 ± 0.127]	0.215 ± 0.005 [5.46 ± 0.127]

MODEL	SOLDER PAD DIMENSIONS in inches [millimeters]		
	a	b	l
WSR5	0.155 [3.94]	0.230 [5.84]	0.205 [5.21]



PERFORMANCE		
TEST	CONDITIONS OF TEST	TEST LIMITS
Thermal Shock	- 55 °C to + 150 °C, 1000 cycles, 15 minutes at each extreme	± (0.5 % + 0.0005 Ω) ΔR
Short Time Overload	3 x rated power for 5 seconds	± (2.0 % + 0.0005 Ω) ΔR
Low Temperature Storage	- 65 °C for 24 hours	± (0.5 % + 0.0005 Ω) ΔR
High Temperature Exposure	1000 hours at + 275 °C	± (1.0 % + 0.0005 Ω) ΔR
Bias Humidity	+ 85 °C, 85 % RH, 10 % bias, 1000 hours	± (0.5 % + 0.0005 Ω) ΔR
Mechanical Shock	100 g's for 6 milliseconds, 5 pulses	± (0.5 % + 0.0005 Ω) ΔR
Vibration	Frequency varied 10 to 2000 Hz in one minute, 3 directions, 12 hours	± (0.5 % + 0.0005 Ω) ΔR
Load Life	1000 hours at 70 °C	± (2.0 % + 0.0005 Ω) ΔR
Resistance to Solder Heat	260 ± 3 °C 10 - 12 second dwell, 25 mm/second emergence	± (0.5 % + 0.0005 Ω) ΔR
Moisture Resistance	MIL-STD-202 Method 106, 0 % power, 7a and 7b not required	± (0.5 % + 0.0005 Ω) ΔR

PACKAGING				
MODEL	REEL			
	TAPE WIDTH	DIAMETER	PIECES/REEL	CODE
WSR5	24 mm/Embossed Plastic	330 mm/13"	1500	EA

Note

- Embossed Carrier Tape per EIA-481-2



Notice

Specifications of the products displayed herein are subject to change without notice. Vishay Intertechnology, Inc., or anyone on its behalf, assumes no responsibility or liability for any errors or inaccuracies.

Information contained herein is intended to provide a product description only. No license, express or implied, by estoppel or otherwise, to any intellectual property rights is granted by this document. Except as provided in Vishay's terms and conditions of sale for such products, Vishay assumes no liability whatsoever, and disclaims any express or implied warranty, relating to sale and/or use of Vishay products including liability or warranties relating to fitness for a particular purpose, merchantability, or infringement of any patent, copyright, or other intellectual property right.

The products shown herein are not designed for use in medical, life-saving, or life-sustaining applications. Customers using or selling these products for use in such applications do so at their own risk and agree to fully indemnify Vishay for any damages resulting from such improper use or sale.