

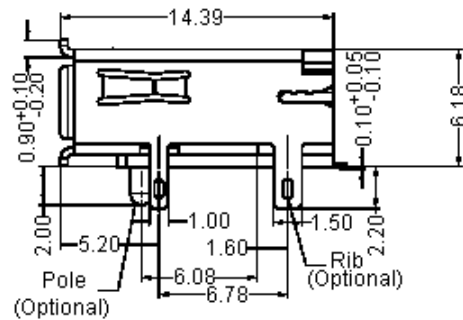
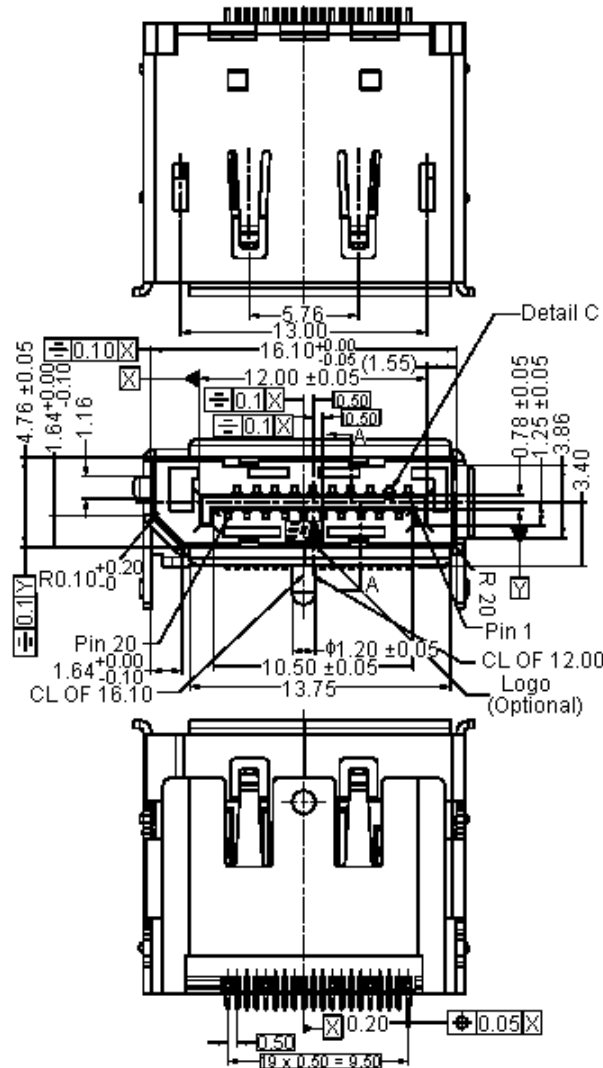


PART NO.

62U020S-301N-B1B

REVISIONS

ECN #	REV	DESCRIPTION	DRAWN	DATE	CHECKD	DATE	APPRVD	DATE
-	A	RELEASED	Veena	5/12/08	Suresh	5/12/08	Farnell	19/12/08



Dimensions : Millimetres

This data sheet and its contents (the "Information") belong to the Premier Farnell Group (the "Group") or are licensed to it. No licence is granted for the use of it other than for information purposes in connection with the products to which it relates. No licence of any intellectual property rights is granted. The Information is subject to change without notice and replaces all data sheets previously supplied. The Information supplied is believed to be accurate but the Group assumes no responsibility for its accuracy or completeness, any error in or omission from it or for any use made of it. Users of this data sheet should check for themselves the Information and the suitability of the products for their purpose and not make any assumptions based on information included or omitted. Liability for loss or damage resulting from any reliance on the Information or use of it (including liability resulting from negligence or where the Group was aware of the possibility of such loss or damage arising) is excluded. This will not operate to limit or restrict the Group's liability for death or personal injury resulting from its negligence. SPC MULTICOMP is the registered trademark of the Group. © Premier Farnell plc 2008.

TOLERANCES:  
UNLESS OTHERWISE SPECIFIED, DIMENSIONS ARE FOR REFERENCE PURPOSES ONLY.

DRAWN BY:	DATE:
Veena	05/12/08
CHECKED BY:	DATE:
Suresh	05/12/08
APPROVED BY:	DATE:
Farnell	19/12/08

DRAWING TITLE:		Receptacle - Display Port, SMT			
SIZE	DWG NO.	ELECTRONIC FILE		REV	
A	M10001886	1686453-TDS_DWG		A	
SCALE: NTS		U.O.M.: mm		SHEET: 1 OF 3	

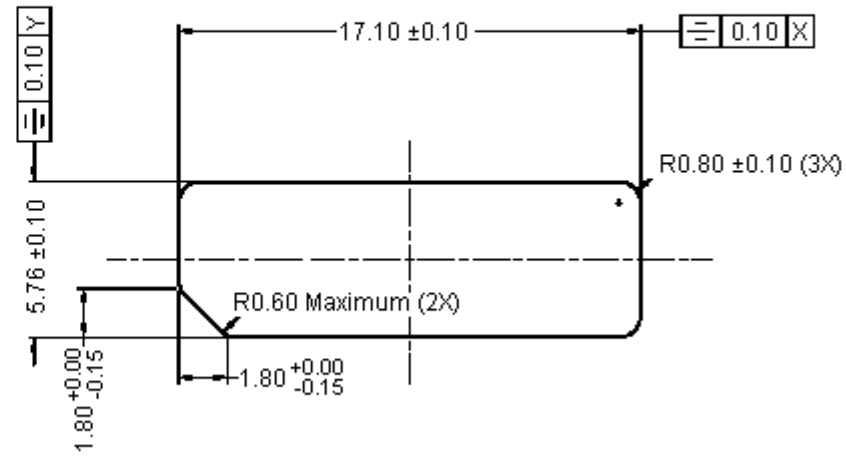
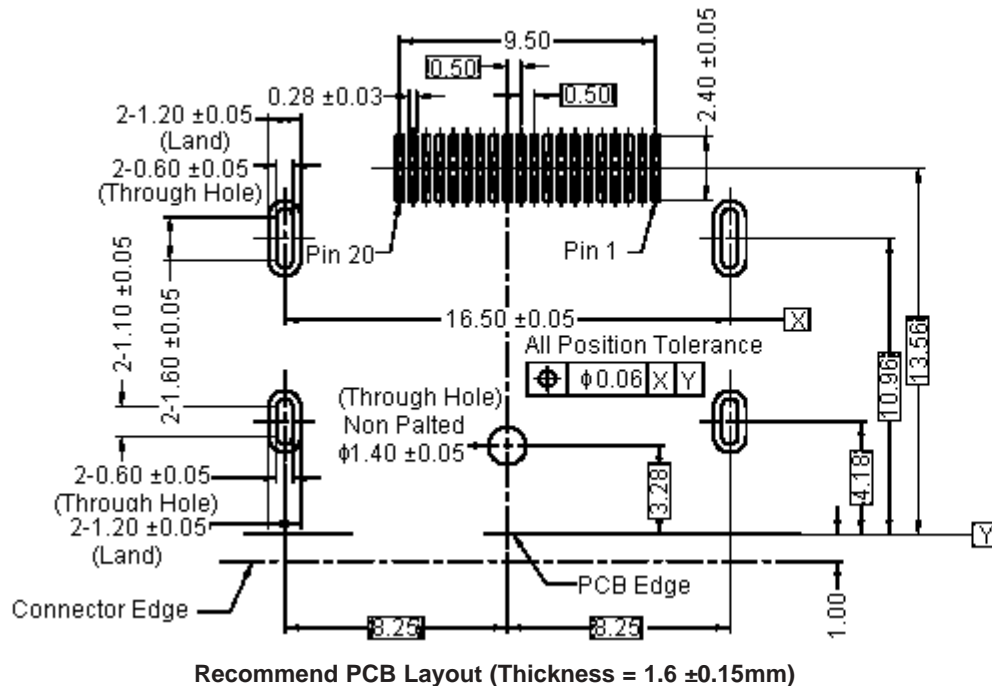


PART NO.

62U020S-301N-B1B

REVISIONS

ECN #	REV	DESCRIPTION	DRAWN	DATE	CHECKD	DATE	APPRVD	DATE
-	A	RELEASED	Veena	5/12/08	Suresh	5/12/08	Farnell	19/12/08



Reference Panel Cut Out Dimensions

Dimensions : Millimetres

This data sheet and its contents (the "Information") belong to the Premier Farnell Group (the "Group") or are licensed to it. No licence is granted for the use of it other than for information purposes in connection with the products to which it relates. No licence of any intellectual property rights is granted. The Information is subject to change without notice and replaces all data sheets previously supplied. The Information supplied is believed to be accurate but the Group assumes no responsibility for its accuracy or completeness, any error in or omission from it or for any use made of it. Users of this data sheet should check for themselves the Information and the suitability of the products for their purpose and not make any assumptions based on information included or omitted. Liability for loss or damage resulting from any reliance on the Information or use of it (including liability resulting from negligence or where the Group was aware of the possibility of such loss or damage arising) is excluded. This will not operate to limit or restrict the Group's liability for death or personal injury resulting from its negligence. SPC MULTICOMP is the registered trademark of the Group. © Premier Farnell plc 2008.

TOLERANCES:  
UNLESS OTHERWISE SPECIFIED, DIMENSIONS ARE FOR REFERENCE PURPOSES ONLY.

DRAWN BY:	DATE:
Veena	05/12/08
CHECKED BY:	DATE:
Suresh	05/12/08
APPROVED BY:	DATE:
Farnell	19/12/08

DRAWING TITLE:			
Receptacle - Display Port, SMT			
SIZE	DWG NO.	ELECTRONIC FILE	REV
A	M10001886	1686453-TDS_DWG	A
SCALE: NTS	U.O.M.: mm	SHEET: 2 OF 3	



PART NO.

62U020S-301N-B1B

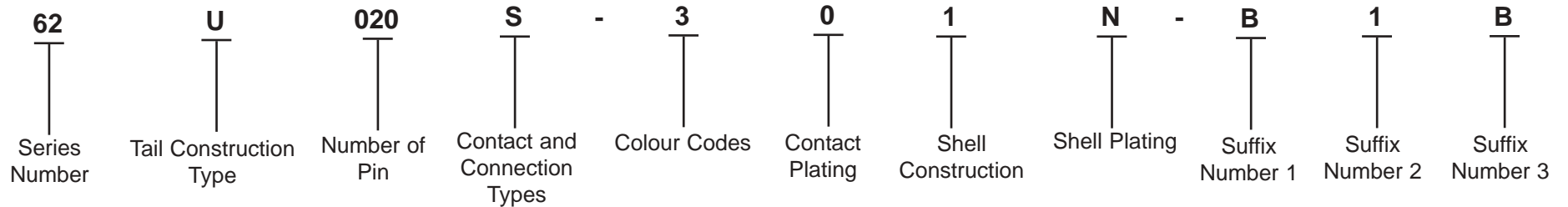
REVISIONS

ECN #	REV	DESCRIPTION	DRAWN	DATE	CHECKD	DATE	APPRVD	DATE
-	A	RELEASED	Veena	5/12/08	Suresh	5/12/08	Farnell	19/12/08

Part Number Table

Description	Part Number
Receptacle, Display Port, SMT	62U020S-301N-B1B

Part Number Explanation:



- Series Number** : 62 = Displayport Connector.
- Tail Construction Type** : U = R/A SMT Type.
- Number of PIN** : 020 = 20 Positions.
- Contact and Connection Types** : S = Socket.
- Colour Codes** : 3 = Black.
- Contact Plating** : 0 = Gold Flash Over Nickel.
- Shell Construction** : 1 = Without Flange and with Top Spring Solder Tail is Through Hole Type.
- Shell Plating** : N = Nickel Plated.
- Suffix Number 1** : B = Without Freeport Logo.
- Suffix Number 2** : 1 = With Pole.
- Suffix Number 3** : B = With Rib.

<http://www.farnell.com>  
<http://www.newark.com>  
<http://www.cpc.co.uk>

This data sheet and its contents (the "Information") belong to the Premier Farnell Group (the "Group") or are licensed to it. No licence is granted for the use of it other than for information purposes in connection with the products to which it relates. No licence of any intellectual property rights is granted. The Information is subject to change without notice and replaces all data sheets previously supplied. The Information supplied is believed to be accurate but the Group assumes no responsibility for its accuracy or completeness, any error in or omission from it or for any use made of it. Users of this data sheet should check for themselves the Information and the suitability of the products for their purpose and not make any assumptions based on information included or omitted. Liability for loss or damage resulting from any reliance on the Information or use of it (including liability resulting from negligence or where the Group was aware of the possibility of such loss or damage arising) is excluded. This will not operate to limit or restrict the Group's liability for death or personal injury resulting from its negligence. SPC MULTICOMP is the registered trademark of the Group. © Premier Farnell plc 2008.

<b>TOLERANCES:</b>  UNLESS OTHERWISE SPECIFIED, DIMENSIONS ARE FOR REFERENCE PURPOSES ONLY.	<b>DRAWN BY:</b>	<b>DATE:</b>	<b>DRAWING TITLE:</b> Receptacle - Display Port, SMT			
	Veena	05/12/08				
	<b>CHECKED BY:</b>	<b>DATE:</b>	<b>SIZE</b>	<b>DWG NO.</b>	<b>ELECTRONIC FILE</b>	<b>REV</b>
	Suresh	05/12/08	A	M10001886	1686453-TDS_DWG	A
<b>APPROVED BY:</b>	<b>DATE:</b>	<b>SCALE: NTS</b>		<b>U.O.M.: mm</b>		<b>SHEET: 3 OF 3</b>
Farnell	19/12/08					