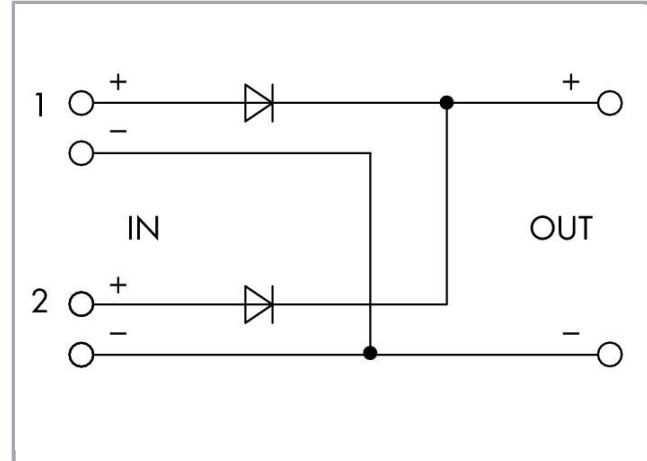


Data sheet | Item number: 787-785/000-040

Redundancy Module; 2 x 9 ... 54 VDC input voltage; 2 x 40 A input current; 9–54 VDC output voltage; 40 A output current



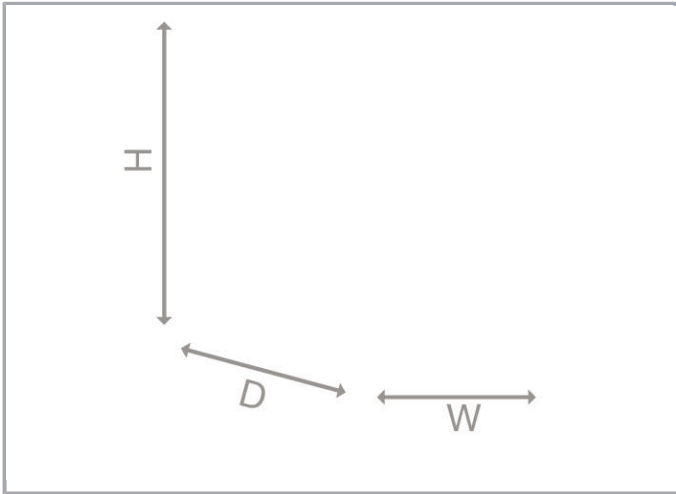
www.wago.com/787-785/000-040



Subject to changes. Please also observe the further product documentation!

WAGO Kontakttechnik GmbH & Co. KG
Hansastr. 27
32423 Minden
Phone: +49571 887-0 | Fax: +49571 887-169
Email: info.de@wago.com | Web: www.wago.com

Do you have any questions about our products?
We are always happy to take your call at +49 (571) 887-44222.



Item description

Features:

- Redundancy module with two inputs for decoupling two power supplies
- For redundant and fail-safe power supply
- With LED for input voltage monitoring on site and remotely

Data

Technical Data

Input

Nominal input voltage $U_{i \text{ nom}}$	2 x DC 24 V
Input voltage range	2 x DC 9 ... 54 V
Nominal mains frequency range	0 Hz
Input current I_i	≤ 40 A (per path); ≤ 76 A (in total)

Output

Nominal output voltage $U_{o \text{ nom}}$	DC 24 V
Output voltage range	DC 9 ... 54 V (U_e – voltage drop)
Voltage drop	≤ 500 mV (Input/Output)
Nominal output current $I_{o \text{ nom}}$	76 A (UL: 65 A (max.))
Nominal output power	1824 W
Output power (max.)	≤ 4104 W

Subject to changes. Please also observe the further product documentation!



Signaling and communication

Signaling	1 x IN1 LED (green) 1 x IN2 LED (green) 1 x OUT LED (green)
Operation status indicator	2 x Green LED ($U_i > 7.5$ VDC) 1 x Green LED ($U_o > 7.5$ VDC)

Efficiency/Power losses:

Power loss P_l	≤ 38 W (nominal load)
Efficiency (typ.)	97 %

Safety and protection:

Isolation voltage (connectors – housing)	DC 0,5 kV
Protection class	III
Protection type	IP20 (per EN 60529)
Resistance to reverse feed	\leq DC 60 V
Overvoltage protection; secondary	No
Short-circuit-protected	No
Open-circuit-proof	Yes
Parallel operation	Yes
Series operation	No
MTBF	> 10 million h (per IEC 61709)

Connection data

Connection type (1)	Input/Output
Connection technology	Push-in CAGE CLAMP®
WAGO Connector	WAGO 2716 Series
Solid conductor	1,5 ... 16 mm ² / 16 ... 6 AWG
Fine-stranded conductor	1,5 ... 16 mm ² / 16 ... 6 AWG
Strip length	12 ... 13 mm / 0.47 ... 0.51 inch

Geometrical Data

Width	83 mm / 3.268 inch
Height	130 mm / 5.118 inch
Depth from upper edge of DIN-rail	153 mm / 6.024 inch

Subject to changes. Please also observe the further product documentation!

WAGO Kontakttechnik GmbH & Co. KG
Hansastr. 27
32423 Minden
Phone: +49571 887-0 | Fax: +49571 887-169
Email: info.de@wago.com | Web: www.wago.com

Do you have any questions about our products?
We are always happy to take your call at +49 (571) 887-44222.

Mechanical data

Mounting type	DIN-35 rail (EN 60715)
---------------	------------------------

Material Data

Weight	960 g
--------	-------

Environmental Requirements

Surrounding air temperature (operation)	-25 ... 70 °C
Surrounding air temperature (storage)	-40 ... 85 °C
Relative humidity	≤ 95% (no condensation permissible)
Derating	-2.66 %/K (55 °C < T _{amb} ≤ 70 °C)
Pollution degree	2
Climatic category	3K3 (per EN 60721; except for low air pressure)
Resistance to shock and vibration	Shock: 15g (per EN 60068-2-27)

Standards and specifications

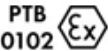
Conformity marking	CE
Standards/specifications	UL 508; ATEX; IEC Ex; ANSI/ISA 12.12.01 (Class I Div.2)

Commercial data

Packaging type	BOX
Country of origin	CN
GTIN	4055143889704
Customs tariff number	85044082900

Approvals / Certificates



Ex-Approvals

Logo	Approval	Additional Approval Text	Certificate name
	ATEX DEKRA EXAM GmbH	EN 60079-0	BVS 17 ATEX E 010 X
	IECEX DEKRA EXAM GmbH	IEC 60079-0	IECEX BVS 17.0003X

Subject to changes. Please also observe the further product documentation!





UL-Approvals

Logo	Approval	Additional Approval Text	Certificate name
	UL Underwriters Laboratories Inc.	ANSI/ISA 12.12.01	E484199
	UL Underwriters Laboratories Inc.	UL 508	E255817

Counterpart

Compatible products













ferrule

	Item no.: 216-201 Ferrule; Sleeve for 0.5 mm ² / 20 AWG; insulated; electro-tin plated; white	www.wago.com/216-201
	Item no.: 216-202 Ferrule; Sleeve for 0.75 mm ² / 18 AWG; insulated; electro-tin plated; gray	www.wago.com/216-202
	Item no.: 216-203 Ferrule; Sleeve for 1 mm ² / AWG 18; insulated; electro-tin plated; red	www.wago.com/216-203
	Item no.: 216-204 Ferrule; Sleeve for 1.5 mm ² / AWG 16; insulated; electro-tin plated; black	www.wago.com/216-204
	Item no.: 216-205 Ferrule; Sleeve for 2.08 mm ² / AWG 14; insulated; electro-tin plated; yellow	www.wago.com/216-205
	Item no.: 216-206 Ferrule; Sleeve for 2.5 mm ² / AWG 14; insulated; electro-tin plated; blue	www.wago.com/216-206
	Item no.: 216-207 Ferrule; Sleeve for 4 mm ² / AWG 12; insulated; electro-tin plated; gray	www.wago.com/216-207
	Item no.: 216-208 Ferrule; Sleeve for 6 mm ² / AWG 10; insulated; electro-tin plated; electrolytic copper; gastight crimped; acc. to DIN 46228, Part 4/09.90; yellow	www.wago.com/216-208

Subject to changes. Please also observe the further product documentation!

WAGO Kontakttechnik GmbH & Co. KG
 Hansastr. 27
 32423 Minden
 Phone: +49571 887-0 | Fax: +49571 887-169
 Email: info.de@wago.com | Web: www.wago.com

Do you have any questions about our products?
 We are always happy to take your call at +49 (571) 887-44222.

	Item no.: 216-209 Ferrule; Sleeve for 10 mm ² / AWG 8; insulated; electro-tin plated; red	www.wago.com/216-209
	Item no.: 216-224 Ferrule; Sleeve for 1.5 mm ² / AWG 16; insulated; electro-tin plated; black	www.wago.com/216-224
	Item no.: 216-244 Ferrule; Sleeve for 1.5 mm ² / AWG 16; insulated; electro-tin plated; electrolytic copper; gastight crimped; acc. to DIN 46228, Part 4/09.90; black	www.wago.com/216-244
	Item no.: 216-246 Ferrule; Sleeve for 2.5 mm ² / AWG 14; insulated; electro-tin plated; electrolytic copper; gastight crimped; acc. to DIN 46228, Part 4/09.90; blue	www.wago.com/216-246
	Item no.: 216-264 Ferrule; Sleeve for 1.5 mm ² / AWG 16; insulated; electro-tin plated; electrolytic copper; gastight crimped; acc. to DIN 46228, Part 4/09.90; black	www.wago.com/216-264
	Item no.: 216-266 Ferrule; Sleeve for 2.5 mm ² / AWG 14; insulated; electro-tin plated; electrolytic copper; gastight crimped; acc. to DIN 46228, Part 4/09.90; blue	www.wago.com/216-266
	Item no.: 216-267 Ferrule; Sleeve for 4 mm ² / AWG 12; insulated; electro-tin plated; electrolytic copper; gastight crimped; acc. to DIN 46228, Part 4/09.90; gray	www.wago.com/216-267
	Item no.: 216-284 Ferrule; Sleeve for 1.5 mm ² / AWG 16; insulated; electro-tin plated; electrolytic copper; gastight crimped; acc. to DIN 46228, Part 4/09.90; black	www.wago.com/216-284
	Item no.: 216-286 Ferrule; Sleeve for 2.5 mm ² / AWG 14; insulated; electro-tin plated; electrolytic copper; gastight crimped; acc. to DIN 46228, Part 4/09.90; blue	www.wago.com/216-286
	Item no.: 216-287 Ferrule; Sleeve for 4 mm ² / AWG 12; insulated; electro-tin plated; electrolytic copper; gastight crimped; acc. to DIN 46228, Part 4/09.90; gray	www.wago.com/216-287
	Item no.: 216-288 Ferrule; Sleeve for 6 mm ² / AWG 10; insulated; electro-tin plated; electrolytic copper; gastight crimped; acc. to DIN 46228, Part 4/09.90; yellow	www.wago.com/216-288
	Item no.: 216-289 Ferrule; Sleeve for 10 mm ² / AWG 8; insulated; electro-tin plated; electrolytic copper; gastight crimped; acc. to DIN 46228, Part 4/09.90; red	www.wago.com/216-289

Downloads

Documentation

Bid Text

787-785/000-040 GAEB X81 - Datei	Aug 23, 2019	xml 6.3 kB	Download
787-785/000-040 GAEB docx - Datei	Aug 23, 2019	docx 22.7 kB	Download

Subject to changes. Please also observe the further product documentation!



Additional Information

Disposal; Electrical and electronic equipment, Packaging

V 1.0.0

pdf
265.8 kB

[Download](#)

Handling Instructions

Subject to changes. Please also observe the further product documentation!
