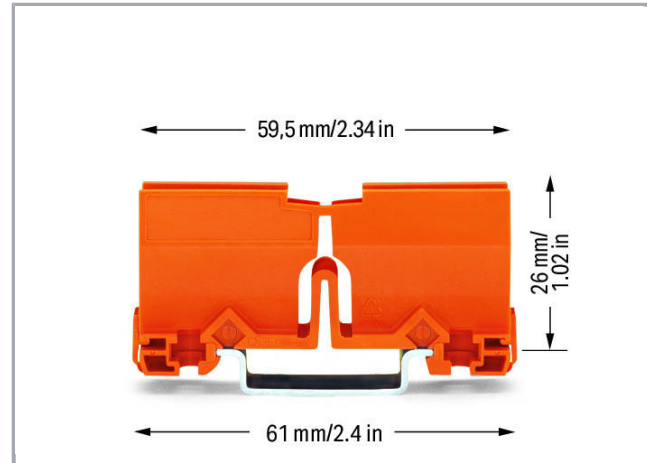



## Data sheet | Item number: 773-332

Mounting carrier; 773 Series - 2.5 mm<sup>2</sup> / 4 mm<sup>2</sup> / 6 mm<sup>2</sup>; for DIN-35 rail mounting/screw mounting; orange

[www.wago.com/773-332](http://www.wago.com/773-332)



RoHS  Compliant

[BOMcheck.net](https://www.bomcheck.net)

Color: ■

### Data

#### Geometrical Data

Width	18 mm / 0.709 inch
Height from upper-edge of DIN-rail	26 mm / 1.024 inch
Depth	61 mm / 2.402 inch

#### Material Data

Color	orange
Fire load	0.255 MJ
Weight	8.5 g

#### Commercial data

Product Group	7 (Push Wire Conn.)
Packaging type	BOX
Country of origin	DE
GTIN	4044918526524
Customs tariff number	39269097900

Subject to changes. Please also observe the further product documentation!


WAGO Kontakttechnik GmbH & Co. KG  
Hansastr. 27  
32423 Minden  
Phone: +49571 887-0 | Fax: +49571 887-169  
Email: [info.de@wago.com](mailto:info.de@wago.com) | Web: [www.wago.com](http://www.wago.com)

Do you have any questions about our products?  
We are always happy to take your call at +49 (571) 887-44222.












## Counterpart

## Compatible products

## Marking accessories








	<b>Item no.: 210-834</b> Marking strips; on reel; 5 mm wide; plain; Self-adhesive; white	<a href="http://www.wago.com/210-834">www.wago.com/210-834</a>
--	---	--

## General accessories

	<b>Item no.: 773-102</b> PUSH WIRE® connector for junction boxes; for solid and stranded conductors; max. 2.5 mm <sup>2</sup> ; 2-conductor; transparent housing; yellow cover; Surrounding air temperature: max 60°C; 2,50 mm <sup>2</sup>	<a href="http://www.wago.com/773-102">www.wago.com/773-102</a>
	<b>Item no.: 773-104</b> PUSH WIRE® connector for junction boxes; for solid and stranded conductors; max. 2.5 mm <sup>2</sup> ; 4-conductor; transparent housing; orange cover; Surrounding air temperature: max 60°C; 2,50 mm <sup>2</sup>	<a href="http://www.wago.com/773-104">www.wago.com/773-104</a>
	<b>Item no.: 773-106</b> PUSH WIRE® connector for junction boxes; for solid and stranded conductors; max. 2.5 mm <sup>2</sup> ; 6-conductor; transparent housing; violet cover; Surrounding air temperature: max 60°C; 2,50 mm <sup>2</sup>	<a href="http://www.wago.com/773-106">www.wago.com/773-106</a>
	<b>Item no.: 773-108</b> PUSH WIRE® connector for junction boxes; for solid and stranded conductors; max. 2.5 mm <sup>2</sup> ; 8-conductor; transparent housing; dark gray cover; Surrounding air temperature: max 60°C; 2,50 mm <sup>2</sup>	<a href="http://www.wago.com/773-108">www.wago.com/773-108</a>
	<b>Item no.: 773-112</b> PUSH WIRE® connector for junction boxes; for solid and stranded conductors; max. 2.5 mm <sup>2</sup> ; 2-conductor; transparent housing; green cover; Surrounding air temperature: max 60°C; 2,50 mm <sup>2</sup>	<a href="http://www.wago.com/773-112">www.wago.com/773-112</a>
	<b>Item no.: 773-114</b> PUSH WIRE® connector for junction boxes; for solid and stranded conductors; max. 2.5 mm <sup>2</sup> ; 4-conductor; transparent housing; green cover; Surrounding air temperature: max 60°C; 2,50 mm <sup>2</sup>	<a href="http://www.wago.com/773-114">www.wago.com/773-114</a>
	<b>Item no.: 773-116</b> PUSH WIRE® connector for junction boxes; for solid and stranded conductors; max. 2.5 mm <sup>2</sup> ; 6-conductor; transparent housing; green cover; Surrounding air temperature: max 60°C; 2,50 mm <sup>2</sup>	<a href="http://www.wago.com/773-116">www.wago.com/773-116</a>
	<b>Item no.: 773-118</b> PUSH WIRE® connector for junction boxes; for solid and stranded conductors; max. 2.5 mm <sup>2</sup> ; 8-conductor; transparent housing; green cover; Surrounding air temperature: max 60°C; 2,50 mm <sup>2</sup>	<a href="http://www.wago.com/773-118">www.wago.com/773-118</a>
	<b>Item no.: 773-124</b> PUSH WIRE® connector for junction boxes; for solid and stranded conductors; max. 2.5 mm <sup>2</sup> ; 4-conductor; transparent housing; light gray cover; Surrounding air temperature: max 60°C; 2,50 mm <sup>2</sup>	<a href="http://www.wago.com/773-124">www.wago.com/773-124</a>
	<b>Item no.: 773-162</b> PUSH WIRE® connector for junction boxes; for solid and stranded conductors; max. 2.5 mm <sup>2</sup> ; 2-conductor; transparent housing; yellow cover; Surrounding air temperature: max 60°C; 2,50 mm <sup>2</sup>	<a href="http://www.wago.com/773-162">www.wago.com/773-162</a>
	<b>Item no.: 773-164</b> PUSH WIRE® connector for junction boxes; for solid and stranded conductors; max. 2.5 mm <sup>2</sup> ; 4-conductor; transparent housing; orange cover; Surrounding air temperature: max 60°C; 2,50 mm <sup>2</sup>	<a href="http://www.wago.com/773-164">www.wago.com/773-164</a>

**Item no.: 773-166**

Subject to changes. Please also observe the further product documentation!

	PUSH WIRE® connector for junction boxes; for solid and stranded conductors; max. 2.5 mm <sup>2</sup> ; 6-conductor; transparent housing; black cover; Surrounding air temperature: max 60°C; 2,50 mm <sup>2</sup>	<a href="http://www.wago.com/773-166">www.wago.com/773-166</a>
	<b>Item no.: 773-168</b> PUSH WIRE® connector for junction boxes; for solid and stranded conductors; max. 2.5 mm <sup>2</sup> ; 8-conductor; transparent housing; dark gray cover; Surrounding air temperature: max 60°C; 2,50 mm <sup>2</sup>	<a href="http://www.wago.com/773-168">www.wago.com/773-168</a>
	<b>Item no.: 773-173</b> PUSH WIRE® connector for junction boxes; for solid and stranded conductors; max. 6 mm <sup>2</sup> ; 3-conductor; transparent housing; red cover; Surrounding air temperature: max 60°C; 6,00 mm <sup>2</sup>	<a href="http://www.wago.com/773-173">www.wago.com/773-173</a>
	<b>Item no.: 773-514</b> PUSH WIRE® connector for junction boxes; for solid and stranded conductors; max. 2.5 mm <sup>2</sup> ; 4-conductor; Black housing; black cover; Max. surrounding air temperature: 105 °C; 2,50 mm <sup>2</sup>	<a href="http://www.wago.com/773-514">www.wago.com/773-514</a>
	<b>Item no.: 773-602</b> PUSH WIRE® connector for junction boxes; for solid conductors; max. 4 mm <sup>2</sup> ; 2-conductor; Brown clear housing; white cover; Surrounding air temperature: max 60°C; 2,50 mm <sup>2</sup>	<a href="http://www.wago.com/773-602">www.wago.com/773-602</a>
	<b>Item no.: 773-604</b> PUSH WIRE® connector for junction boxes; for solid conductors; max. 4 mm <sup>2</sup> ; 4-conductor; Brown clear housing; red cover; Surrounding air temperature: max 60°C; 2,50 mm <sup>2</sup>	<a href="http://www.wago.com/773-604">www.wago.com/773-604</a>
	<b>Item no.: 773-606</b> PUSH WIRE® connector for junction boxes; for solid conductors; max. 4 mm <sup>2</sup> ; 6-conductor; Brown clear housing; brown cover; Surrounding air temperature: max 60°C; 2,50 mm <sup>2</sup>	<a href="http://www.wago.com/773-606">www.wago.com/773-606</a>

## Downloads

### Documentation

#### Bid Text

773-332 GAEB X81 - Datei	Feb 19, 2019	xml 2.6 kB	Download
-----------------------------	--------------	---------------	----------

773-332 doc - Datei	May 17, 2017	doc 24.1 kB	Download
------------------------	--------------	----------------	----------

#### Additional Information

Technical explanations	Apr 3, 2019	pdf 2.1 MB	Download
------------------------	-------------	---------------	----------

## CAD/CAE-Data

### CAD data

2D/3D Models 773-332	URL	Download
----------------------	-----	----------

### CAE data

EPLAN Data Portal 773-332	URL	Download
---------------------------	-----	----------


Subject to changes. Please also observe the further product documentation!

WAGO Kontakttechnik GmbH & Co. KG  
Hansastr. 27  
32423 Minden  
Phone: +49571 887-0 | Fax: +49571 887-169  
Email: [info.de@wago.com](mailto:info.de@wago.com) | Web: [www.wago.com](http://www.wago.com)


Do you have any questions about our products?  
We are always happy to take your call at +49 (571) 887-44222.

## Handling Instructions


### Assembly



Snap the mounting carrier onto the DIN-rail.



Use the cover as an end plate.




Remove the mounting carrier from the DIN-rail.

### Application

Subject to changes. Please also observe the further product documentation!

WAGO Kontakttechnik GmbH & Co. KG  
Hansastr. 27  
32423 Minden  
Phone: +49571 887-0 | Fax: +49571 887-169  
Email: [info.de@wago.com](mailto:info.de@wago.com) | Web: [www.wago.com](http://www.wago.com)

Do you have any questions about our products?  
We are always happy to take your call at +49 (571) 887-44222.



A mounting carrier (see accessories) suits applications where the connectors must be marked and secured in position. The DIN-35 rail-mount carrier fits up to two connectors and can also be mounted on a flat surface using two screws.

Using this PUSH WIRE® connector, a large range of wiring applications can be achieved in distribution or junction boxes. To mention just a few: potential multiplication and changing from or to 6 mm<sup>2</sup> conductor size.

Subject to changes. Please also observe the further product documentation!