

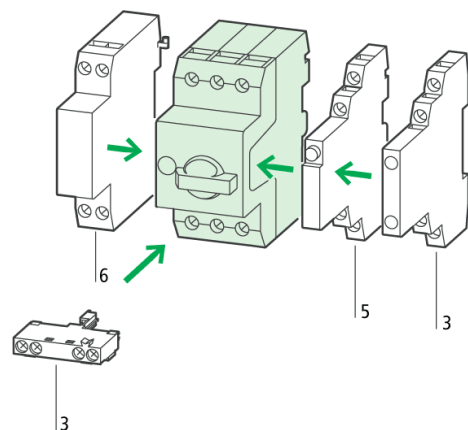
Type: **PKZM0-20**
 Article No.: **046988**



Ordering information

Connection technique			Screw terminals
Motor rating AC-3 220 V 230 V 240 V	<i>P</i>	kW	5.5
Motor rating AC-3 380 V 400 V 415 V	<i>P</i>	kW	9
Motor rating AC-3 440 V	<i>P</i>	kW	11
Motor rating AC-3 500 V	<i>P</i>	kW	12.5
Motor rating AC-3 690 V	<i>P</i>	kW	15
Rated uninterrupted current	I_u	A	20
Setting range			
Overload releases	I_r	A	16 – 20
Short-circuit releases	I_{rm}	A	280

Notes concerning the product group



Accessories

3 Standard auxiliary contact → 072896

5 Trip-indicating auxiliary contact → 072898

6 Shunt release, undervoltage release → 073187

Single-phasing sensitivity to IEC/EN 60947-4-1

Can be snap-fitted to IEC/EN 60715 top-hat rail with 7.5 or 15 mm height



→ 266164

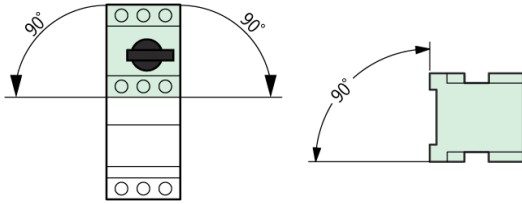
PTB 02 ATEX 3151, see manual

General

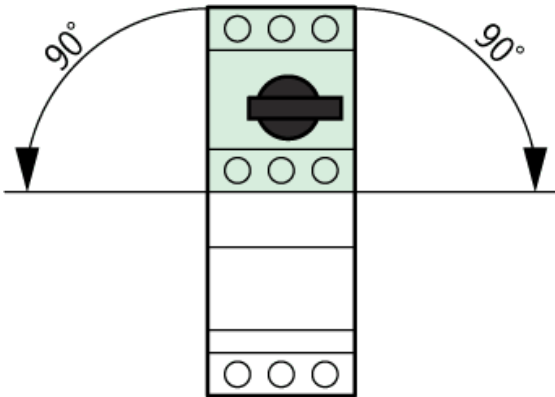
Standards			IEC/EN 60947, VDE 0660, UL 508, CSA C 22.2 No. 14
Climatic proofing			Damp heat, constant, to IEC 60068-2-78 Damp heat, cyclic, to IEC 60068-2-30
Ambient temperature			
Storage		°C	-25/+80
Open		°C	-25/55
Enclosed		°C	-25/40
Direction of incoming supply			As required
Degree of protection			
Device			IP 20
Terminations			IP00
Protection against direct contact			Finger and back-of-hand proof
Mechanical shock resistance half-sinusoidal shock 10 ms to IEC 60068-2-27		g	25
Altitude		m	2000
Terminal capacities			
Solid		mm ²	1 × (1 – 6) 2 × (1 – 6)
Flexible with ferrule to DIN 46228		mm ²	1 × (1 – 6) 2 × (1 – 6)
Solid or stranded		AWG	18 – 10
Specified tightening torque for terminal screws			
Main cable		Nm	1,7
Control circuit cables		Nm	1

Main conducting paths			
Rated impulse withstand voltage	U_{imp}	V AC	6000
Overtoltage category/pollution degree			III/3
Rated operational voltage	U_e	V AC	690
Rated uninterrupted current = rated operational current	$I_u = I_e$	A	32 or current setting of the overcurrent release
Rated frequency		Hz	40 – 60
Current heat loss (3 pole at operating temperature)		W	6
Lifespan, mechanical	Operations	$\times 10^6$	> 0,05
Lifespan, electrical (AC-3 at 400 V)	Operations	$\times 10^6$	0,05
Maximum operating frequency			
Max. operating frequency		Ops/h	40
Short-circuit rating			
AC			
Short-circuit protection maximum fuse			Page 4/33
DC			
Short-circuit rating		kA	60
Short-circuit rating			60 (up to PKZM0-16) 40 (PKZM0-20 to PKZM0-32)
Motor switching capacity			
AC-3 up to 690 V		A	32
DC-5 (up to 250 V)		A	25 (3 contacts in series)
Trip blocks			
Temperature compensation			
to IEC/EN 60947, VDE 0660		°C	-5 – 40
Operating range		°C	-25 – 55
Temperature compensation residual error for $T > 40$ °C		%/K	0.25
Setting range of overload releases		$\times I_u$	0,6 – 1
Short-circuit release fixed		$\times I_u$	14
Short-circuit release tolerance		%	± 20
Phase-failure sensitivity			IEC/EN 60947-4-1, VDE 0660 Part 102
Dimensions			
			PKZM0-...(+NHI-E-...-PKZ0)
Explanation			Motor-protective circuit-breaker tripping characteristic (high-capacity) compact starter,

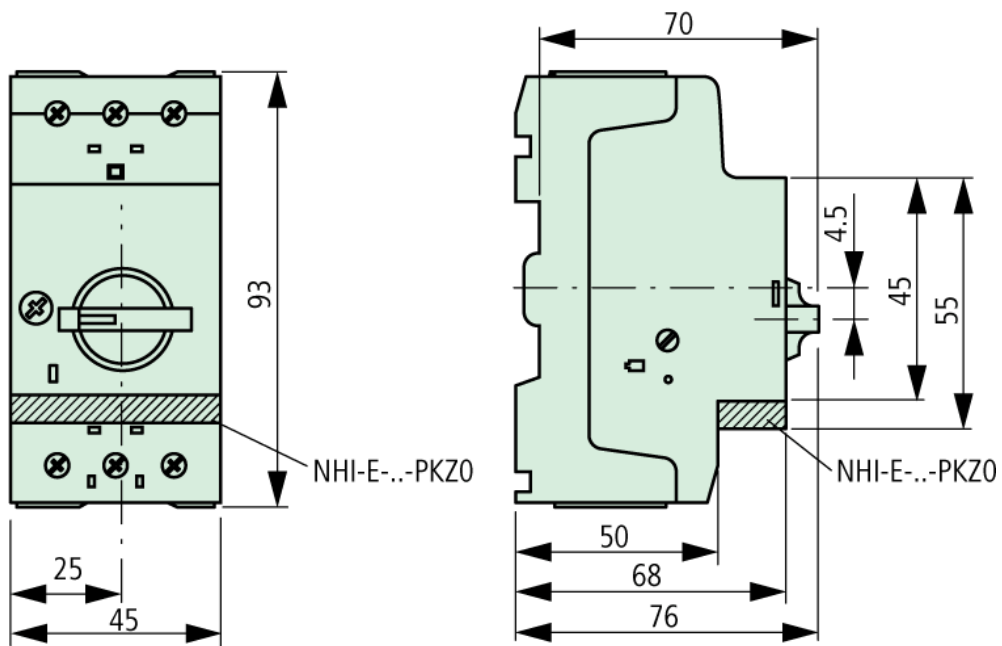
Mounting position



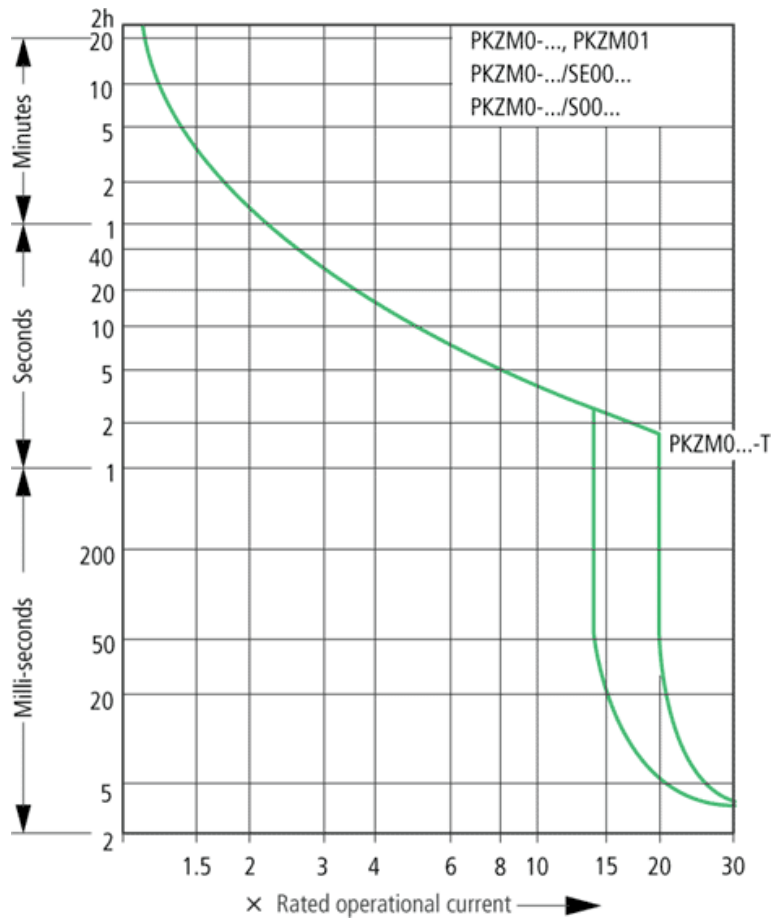
Mounting position



Dimensions



Characteristic curve



Moeller GmbH, Hein-Moeller-Str. 7-11, D-53115 Bonn
 E-Mail: catalog@moeller.net, Internet: www.moeller.net, <http://catalog.moeller.net>
 Copyright 2006 by Moeller GmbH. Subject to modifications. HPL-C2006GB-INT V2.3