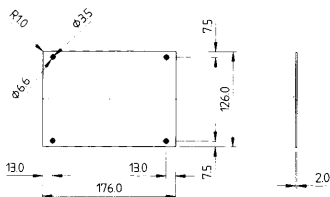


# DATEC TERMINAL S



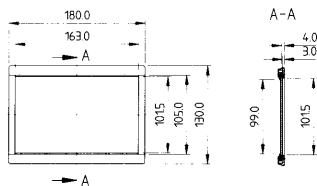
## ACCESSORIES

**FRONT PANEL S**  
Supplied with fixing kit



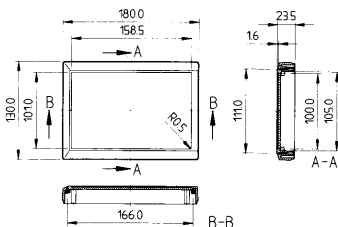
Part No.  
B 41 13 106

**PROFILE PLATE S**  
Supplied with fixing kit



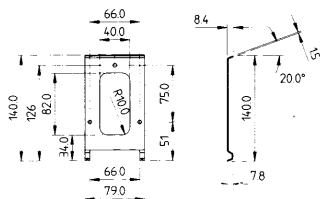
Part No.  
B 41 13 126

**COVER S**  
Supplied with fixing kit




Part No.  
transparent B 40 13 621  
off-white B 40 13 617

**WALL SUSPENSION ELEMENT**  
Supplied with case fixing kit



Part No.  
B 41 13 147



+ Cover S IP65

+ Front panel S IP54

+ Profile plate S IP54

Basic housing

## BASIC HOUSING

- Superbly styled sloping case
- Ideal for desktop or wall-mounting applications.
- Inclined operating area.
- Injection moulded polyurethane seal provides up to IP65 protection.
- Internal mounting pillars for PCB's including a Eurocard 100x160mm.
- Flat rear face for mounting connectors and controls.
- Supplied with four rubber feet and four self-tapping PCB mounting screws.
- Colour off-white.
- Material ABS UL94-HB.

## ACCESSORIES

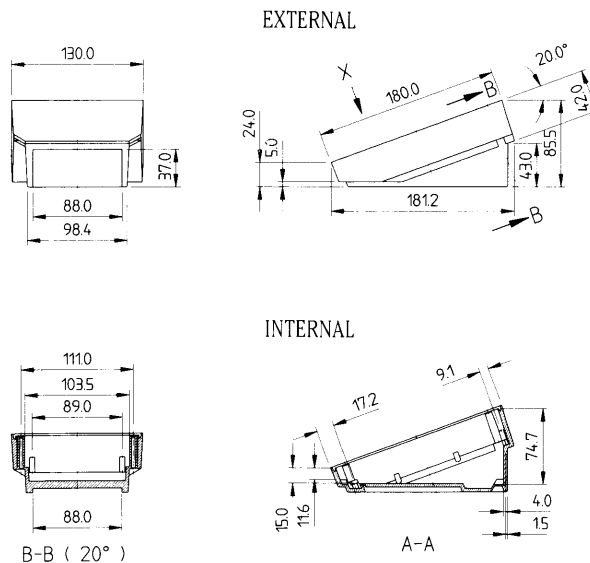
- **FRONT PANEL S**  
Simplest front panel option. Anodised aluminium plate.
- **PROFILE PLATE S**  
Provides recessed operating area for mounting membrane keyboards.
- **COVER S**  
Available in transparent polycarbonate or solid ABS. Increases internal height and provides IP65 protection.
- **WALL SUSPENSION ELEMENT**  
For easy and secure fixing of the case to a wall or surface.

## HOW TO ORDER

Select the desired front panel or cover from the list opposite then add that part number to the basic housing S part number given in the table below.

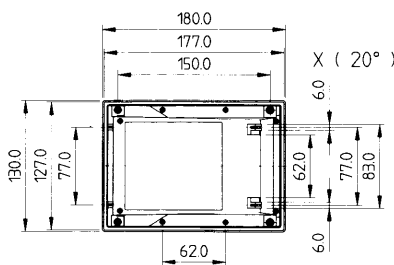
## DATEC TERMINAL SL

From January 1995 a double width version of the Datec Terminal S, called SL, will also be available. The width of this will be 263.4mm. Call us for more details from this date.



B-B ( 20° )

A-A



W	D	H
180	130	105

Part No.  
Basic housing S  
B 40 13 117