

207-731 | 755
to

LUX CASE 150



STANDARD COLOURS

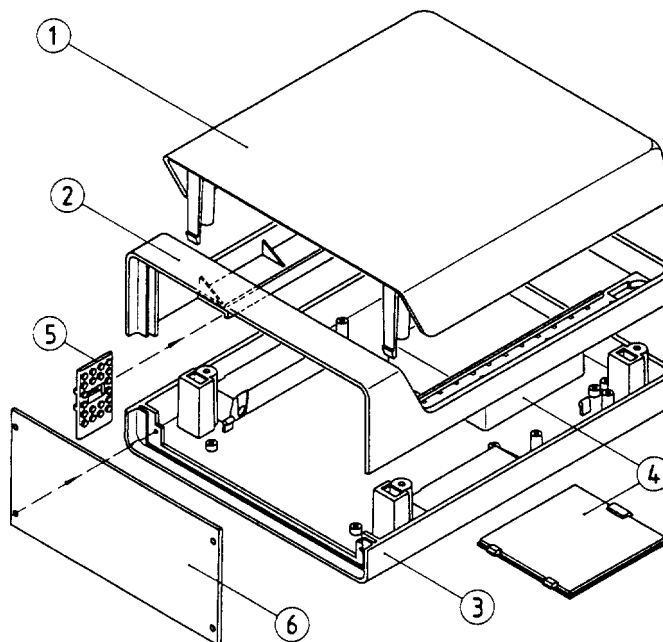

Top and base off-white, RAL 9002, center section pebble grey, RAL 7032
See colour chart beginning on page 239

SPECIAL COLOURS

Any desired colour.

MATERIAL

Case: ABS (UL 94 HB)
Also available in other materials on request. Please refer to the specifications on pages 224-225.




- ① Top
- ② Center section
- ③ Base
- ④ Battery compartment and cover
- ⑤ Special-design card guide
- ⑥ Front panel

VERSION I

Without battery compartment. Socket for cable strain relief.

VERSION II

With battery compartment for 4 x 1.5 V mignon-cells (AA), accessible from outside. Snap-in place cover.

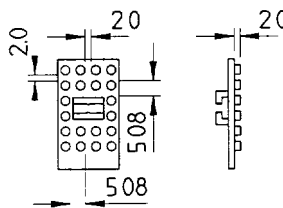
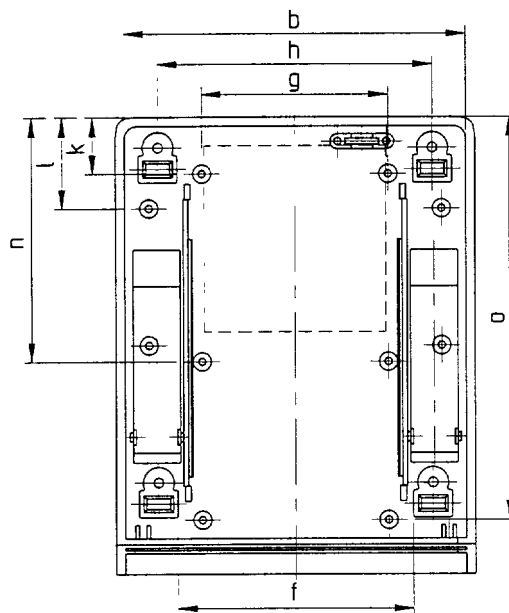
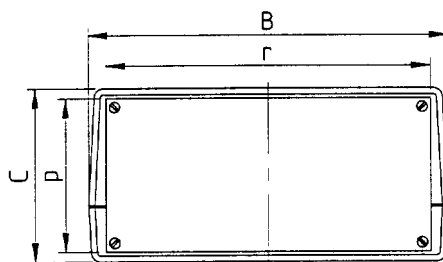
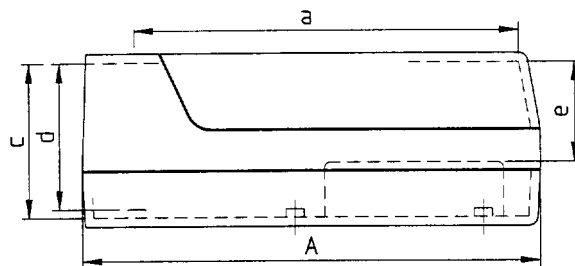


DESKTOP HOUSINGS

CASE															Version	Part No			
Outside dim. in mm			Inside dimensions in mm				Spacings in mm												
A	B	C	a	b	c	d	e	f	g	h	k	l	m	n	o	p	r		
150	118	57	126	110	51	48	33	76	61	90	18	30	-	80	132	50.5	106.4	I	A 99 12 637
150	118	57	126	110	51	48	33	76	61	90	18	30	-	80	132	50.5	106.4	II	A 99 12 687

ACCESSORIES		Part No
Article	Version / Supply	
Front panel	for slide-in, matt anodized aluminium, 108 0 x 52 8 x 1 5	A 91 99 121
Front panel	for screw fixing, matt anodized aluminium, 106 3 x 50 4 x 2 0	A 91 99 122
Screw set	4 screws for front panel fixing	A 91 99 004
Screw set	4 screws for case mounting (for additional locking)	A 91 99 003
Screw set	2 crews, strain relief device	A 91 99 005
Set of battery clips	for 4 x mignon-cells 1.5 V (AA)	A 91 61 001
Card guide	ABS pebble grey, 1 piece	A 91 99 000
Tilt foot	ABS off-white, 1 piece	A 03 50 007
Tilt foot	ABS pebble grey, 1 piece	A 03 50 008

OKW-LUX CASE 150 – the smallest size of this exclusive OKW-range.



DESIGN

Trisectional case design for vertical and horizontal positioning of PCBs. With horizontally adjustable special-design OKW- card guide.

The center section is held by the outer halves latching into each other. Alternatively fixing by screws. Tight and solid tongue- and groove-joint.

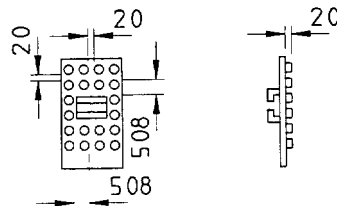
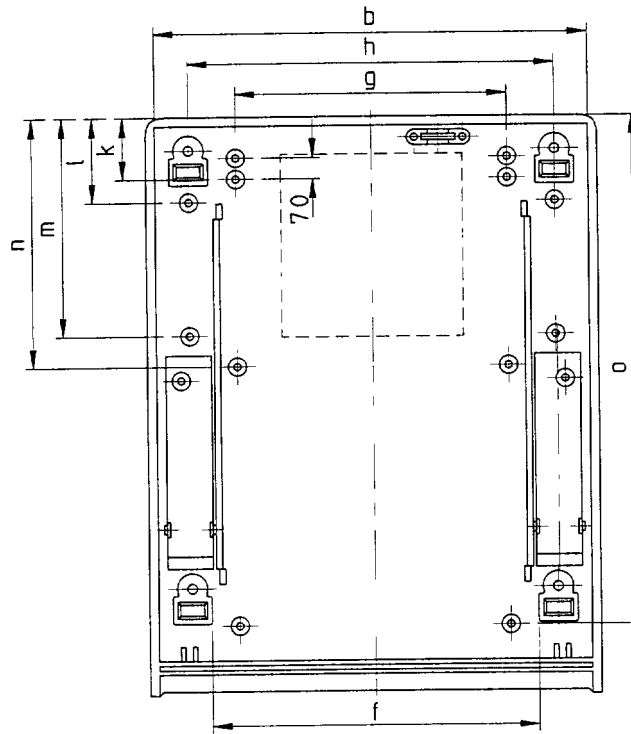
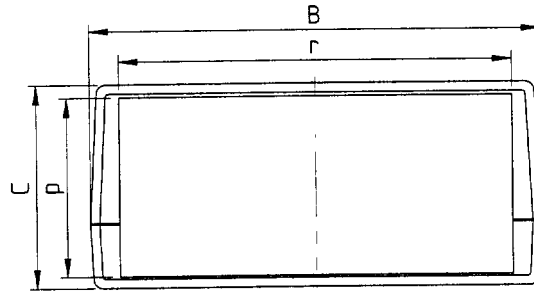
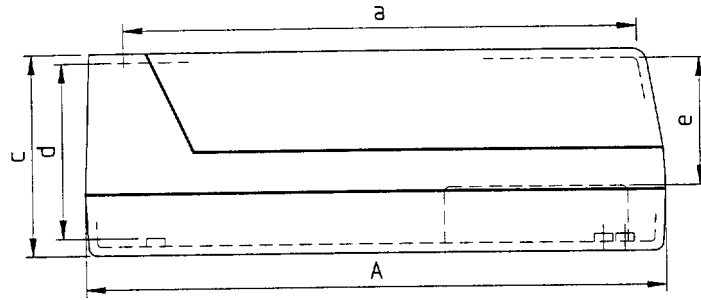
Front panels either for slide-in or for screw fitting

DESKTOP HOUSINGS

MACHINING AS PER CUSTOMER'S REQUIREMENTS

See pages 220-221

OKW-LUX CASE 190 – the medium size of this exclusive OKW range.



DESIGN

Trisectional case design for vertical and horizontal positioning of PCBs. With horizontally adjustable special-design OKW- card guide.

The center section is held by the outer halves latching into each other. Alternatively fixing by screws. Tight and solid tongue- and groove-joint.

Front panels either for slide-in or for screw fitting.

DESKTOP HOUSINGS

MACHINING AS PER CUSTOMER'S REQUIREMENTS

See pages 220-221.

STANDARD COLOURS

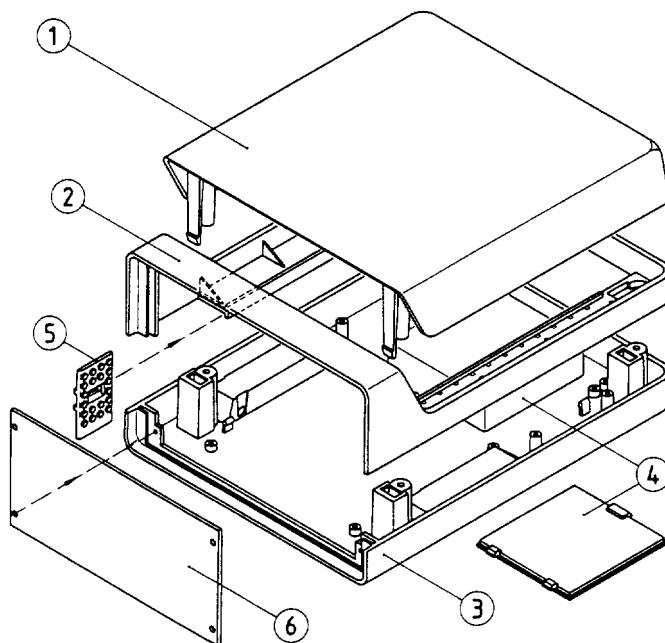

Top and base off-white, RAL 9002, center section pebble grey, RAL 7032. See colour chart beginning on page 239.

SPECIAL COLOURS

Any desired colour.

MATERIAL

Case: ABS (UL 94 HB). Also available in other materials on request. Please refer to the specifications on pages 224-225.




- ① Top
- ② Center section
- ③ Base
- ④ Battery compartment and cover
- ⑤ Special-design card guide
- ⑥ Front panel

VERSION I

Without battery compartment. Socket for cable strain relief.

VERSION II

With battery compartment for 4 x 1.5 V mignon-cells (AA), accessible from outside. Snap-in place cover.



DESKTOP HOUSINGS

CASE			Inside dimensions in mm							Spacings in mm							Version-	
A	B	C	a	b	c	d	e	f	g	h	k	l	m	n	o	p	r	
190	148	67	168	140	61	58	43	106	89	120	19.5	28	72	82	167	60.6	128.8	I
190	148	67	168	140	61	58	43	106	89	120	19.5	28	72	82	167	60.6	128.8	II

Part No
A 99 15 737
A 99 15 787

ACCESSORIES

Article	Version / Supply
Front panel	for slide-in, matt anodized aluminium, 134 0 x 62 5 x 1 5 mm
Front panel	for screw fixing, matt anodized aluminium, 128 4 x 60 6 x 2 0 mm
Screw set	4 screws for front panel fixing
Screw set	4 screws for case mounting (for additional locking)
Screw set	2 screws, strain relief device
Set of battery clips	for 4 mignon-cells 1.5 V (AA)
Card guide	ABS, pebble grey, 1 piece
Tilt foot	ABS, off-white, 1 piece
Tilt foot	ABS, pebble grey, 1 piece

Part No
A 91 99 151
A 03 31 290
A 91 99 004
A 91 99 003
A 91 99 005
A 91 61 001
A 91 99 000
A 03 50 007
A 03 50 008