



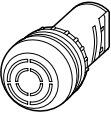
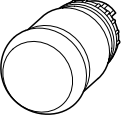
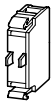

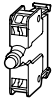





## Control Circuit Devices

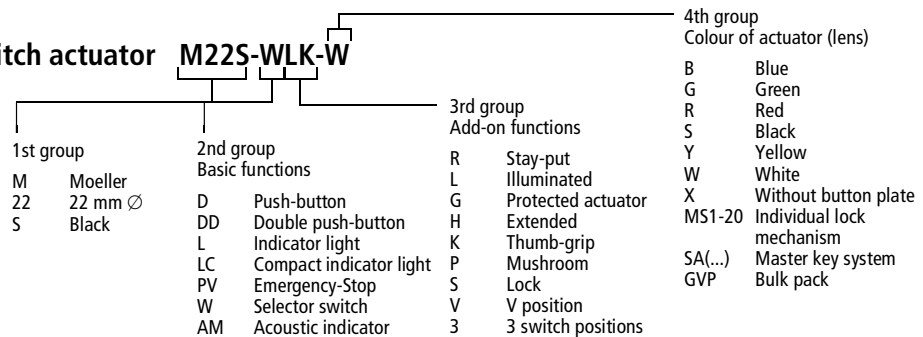
## Overview

RMQ Titan®  
Grid dimensions: 30 × 40/30 × 50 mm  
Mounting diameter: 22.3 mm

	Page		Page
System overview	02/004	<b>Illuminated selector switch actuators</b>	02/023
		Two positions	02/023
<b>Complete units for front mounting</b>	02/006	Three positions	02/023
		<b>Indicator light lens assemblies</b>	02/020
<b>Complete units for surface mounting</b>	02/007		
		<b>Acoustic indicator</b>	02/020
<b>Emergency-Stop actuators</b>	02/011		
		<b>Contact elements</b>	02/024
Complete units for surface mounting	02/011	With screw terminals	02/024
Complete units for flush mounting	02/011	With Cage Clamp	02/024
Emergency-Stop actuators	02/011		
<b>Push-button actuators</b>	02/013	<b>LED elements</b>	02/025
		With screw terminals	02/025
Double actuators	02/010	With Cage Clamp	02/026
Mushroom actuators	02/015		
<b>Selector switch actuators</b>	02/017	<b>Accessories</b>	02/038
		Marking plates	02/027
Two positions	02/017	Button plates	02/028
Three positions	02/017	Flush mounting panels, shrouds	02/036
<b>Key-operated actuators</b>	02/018	Surface mounting enclosures	02/037
		Compact indicator lights	02/039
Two positions	02/018	<b>Technical data</b>	02/068
Three positions	02/018	<b>Dimensions</b>	02/073
For master key systems	02/019		
<b>Illuminated push-button actuators</b>	02/021		
			
Flush	02/021		
Extended	02/022		

## Key to RMQ Titan type references

e.g. illuminated selector switch actuator






**Control Circuit Devices**

Overview

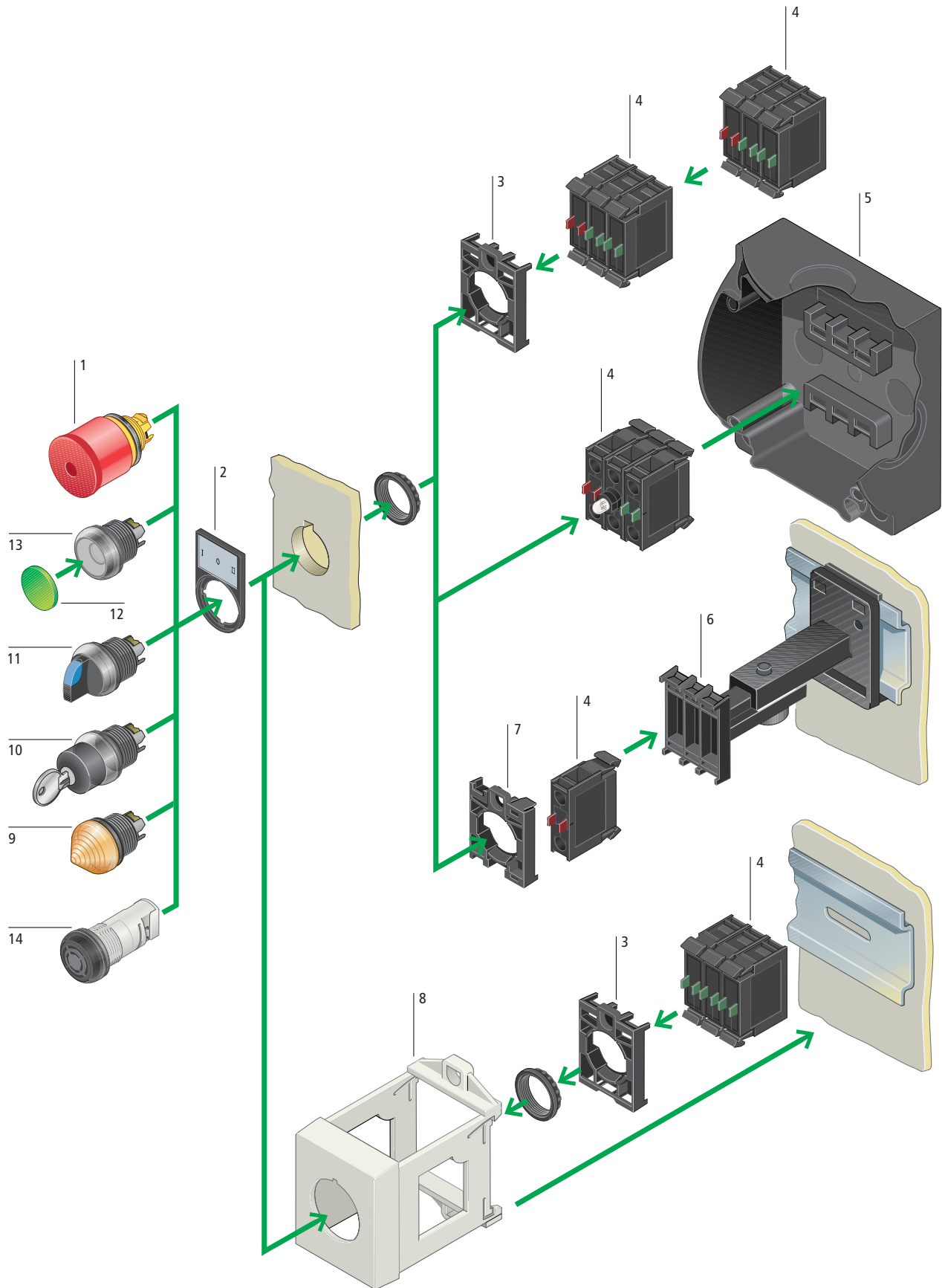
RMQ16  
Grid dimensions: 18 × 18 mm/25 × 25 mm  
Mounting diameter: 16.2 mm

SL ... signal towers

	Page
<b>System overview</b>	02/042
<b>Push-button actuators</b>	02/044
Spring-return	02/044
Stay-put	02/044
<b>Illuminated push-button actuators</b>	02/045
Spring-return	02/045
Stay-put	02/045
<b>Selector switch actuators</b>	02/046
Two positions	02/046
Three positions	02/047
<b>Key-operated actuators</b>	02/046
Two positions	02/046
Three positions	02/047
<b>Illuminated selector switch actuators</b>	02/048
Two positions	02/048
Three positions	02/048
<b>Indicator lights</b>	02/050
Flush	02/050
Conical	02/050
<b>Emergency-Stop</b>	02/051
Emergency-Stop actuators	02/051
Emergency-Stop labels	02/051
<b>Contact elements</b>	02/044
Break contacts	02/044
Make contacts	02/044
<b>Accessories</b>	02/059
Marking plates	02/052
Flush mounting panels	02/058
Surface mounting enclosures	02/058
<b>Technical data</b>	02/070
<b>Dimensions</b>	02/078




	Page
<b>System overview</b>	02/062
<b>Complete units</b>	02/064
	
<b>Modules</b>	02/066
	
<b>Accessories</b>	02/067
	
<b>Technical data</b>	02/072
<b>Dimensions</b>	02/081

# RMQ Titan System Overview



## RMQ Titan

### System Overview










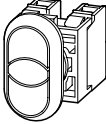











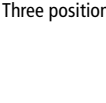


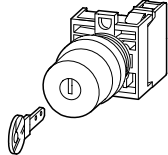

<b>Emergency-Stop actuators</b> 1	<b>Enclosures</b> 5	<b>Selector switch actuators</b> 11
Tamper proof to ISO 13 850/EN 418	Surface mounting enclosures IP66 up to 6 locations	Two or three positions
Can be secured by means of sealable shroud	Flush mounting panels IP54 up to 6 locations	With rotary head, thumb-grip
Additional plates with and without text	Shrouds IP40 for flush mounting panels	Programmable spring-return/stay-put function
  	→ Page 02/036	Illuminated selector switch actuators with transparent thumb-grip
German Trade Association approval applied for		Colours: white, green, red, yellow, blue
→ Page 02/011	<b>Telescopic clip</b> 6	→ Page 02/017
<b>Label mounts</b> 2	For adjusting the depth of rear mounting devices in CI enclosures, CI-K4 enclosures and panels	<b>Button plates/button lenses</b> 12
For insert plates	→ Page 02/038	Inscription using laser technology for push-button actuators and mushroom actuators
Colour: black	<b>Centring adapter</b> 7	Button lenses for illuminated push-button actuators and indicator lights, flush
Aluminium-coloured insert plates, with and without text, can be engraved	For centring actuators and indicators when using telescopic clip	With standard texts and symbols or non-standard inscription
→ Page 02/027	→ Page 02/038	→ Page 02/028
<b>Fixing adapter</b> 3	<b>IVS top-hat rail adapter</b> 8	<b>Push-button actuators</b> 13
For front fixing	For direct mounting onto top-hat rail to EN 50 022	Spring-return and stay-put
For contact and LED elements	→ Page 02/038	Flush and extended
→ Page 02/024	<b>Indicator lights</b> 9	With and without guard ring
<b>Contact elements</b> 4	Flush and conical versions	Mushroom actuators
Break contacts and make contacts	Colours: white, green, red, yellow, blue	Double actuators
Universal contacts suitable for use with electronic devices	→ Page 02/020	Colours: white, green, red, yellow, blue, black
Positive opening safety function to IEC/EN 60 947-5 -1	<b>Key-operated actuators</b> 10	Illuminated push-button actuators
→ Page 02/024	Two or three positions	Colours: white, green, red, yellow, blue
<b>LED elements</b> 4	Programmable spring-return/stay-put function and key withdrawal	→ Page 02/013
Voltage range:	Suitable for master key systems	<b>Acoustic indicator</b> 14
18 – 30 V AC/DC	→ Page 02/018	Degree of protection IP40, continuous tone, 18 – 30 V DC
85 – 264 V AC		→ Page 02/020
→ Page 02/025		

#### Product features

- Snap-fitting modular system
- Front ring titanium or black
- Mounting diameter: 22.3 mm
- Minimum grid dimension 30 × 40 mm
- Degree of protection IP66
- Up to 6 contacts per location
- Switching of different potentials
- Approved throughout the world

## RMQ Titan













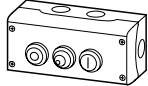
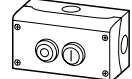
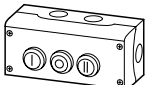

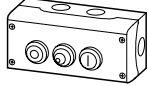
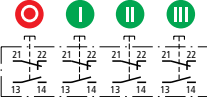
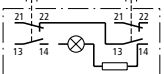
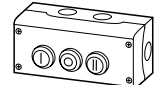

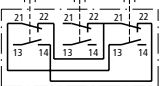
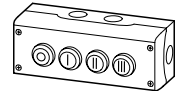

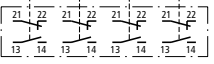
### Complete Units for Front Mounting

		Button plate	Contacts <sup>1)</sup> M = Make, B = Break, ⊕ = Positive opening safety function to IEC/EN 60 947-5-1		Front ring titanium		
					Type	Price	Std. pack
					Article no.	See Price List	
<b>Push-buttons, IP67, IP69K</b>							
Actuator flush 		1 M	–		<b>M22-D-G-X1/K10</b> 216512		5 off
		–	1 B ⊕		<b>M22-D-R-X0/K01</b> 216510		
		1 M	1 B ⊕		<b>M22-D-G-X1/K11</b> 216513		
		1 M	1 B ⊕		<b>M22-D-R-X0/K11</b> 216511		
<b>Double push-buttons, IP66</b>							
Cover plate black 		1 M	–		<b>M22-DD-GR-X1/X0/K11</b> 216506		5 off
		–	1 B ⊕				
With LED element lens white 85 – 264 V AC		1 M	–		<b>M22-DDL-GR-X1/X0/K11/230-W</b> 216509		5 off
		–	1 B ⊕				
<b>Selector switches, black thumb-grip, IP66</b>							
Stay-put/spring-return function can be changed using M22-XC-Y coding adapters							
Two positions, stay-put 		1 M	–		<b>M22-WRK/K10</b> 216518		5 off
			1 M	1 B ⊕			
Three positions, stay-put 		2 M	–	 	<b>M22-WRK3/K20</b> 216520		
<b>Key-operated button, with 1 key, IP66</b>							
Stay-put/spring-return function and key withdrawability can be changed using M22-XC... coding adapters							
Two positions, stay-put MS1 lock mechanism 		1 M	1 B ⊕		<b>M22-WRS/K11</b> 216517		5 off

**Notes**

<sup>1)</sup> Special versions can be supplied as complete units for orders of 50 or more.  
Switch positions 0, I, II correspond to the position of the actuating element viewed from the front.

**RMQ Titan**  
Complete Units for Surface Mounting, IP66

		Number of locations	Contacts <sup>1)</sup> M = Make, B = Break, ⊕ = Positive opening safety function to IEC/EN 60 947-5-1	Colour <sup>2)</sup> enclosure top	Front ring titanium Type Article no.	Price See Price List	Std. pack
<b>Push-buttons</b>							
Actuator flush							
	1	1 M 1 B ⊕	 	●	M22-D-G-X1/KC11/I 216522		1 off
	1	1 M 1 B ⊕	 	●	M22-D-R-X0/KC11/I 216521		1 off
<b>Emergency-Stop key-release mushroom button<sup>2)</sup></b>							
With 1 key MS1 lock mechanism							
	1	1 M 1 B ⊕	 	●	M22-PVS/KC11/IY 216523		1 off
<b>Key-operated buttons</b>							
Stay-put/spring-return function and key withdrawability can be changed using M22-XC... coding adapters With 1 key							
	1	1 M 1 B ⊕		●	M22-WRS/KC11/I 216526		1 off
<b>Enclosures</b>							
With contact elements Without actuator							
	1	1 M 1 B ⊕		●	M22-I1-M1 216527		1 off
	1	1 M 1 B ⊕		●	M22-I1Y-M1 216528		1 off
<b>Two-way push-button station</b>							
	2	2 M 2 B ⊕	 	●	M22-I2-M1 216529		2 off
<b>Two-way push-button station</b>							
With indicator light LED element 85 – 264 V AC							
	2	2 M 2 B ⊕	 	●	M22-I3-M2 216533		1 off
<b>Three-way push-button station</b>							
	3	3 M 3 B ⊕	 	●	M22-I3-M1 216532		1 off
<b>Four-way push-button station</b>							
	4	4 M 4 B ⊕	 	●	M22-I4-M1 216534		1 off

**Notes**

- <sup>1)</sup> Special versions can be supplied as complete units for orders of 50 or more.  
Switch positions 0, I, II correspond to the position of the actuating element viewed from the front.
- <sup>2)</sup> Grey = RAL 7035  
Yellow = RAL 1004

## RMQ Titan

### Complete Units for Surface Mounting

Contacts  
M = Make, B = Break,  
⊕ = Positive opening safety function to  
IEC/EN 60 947-5-1

Colour of  
mushroom  
head,  
indicator  
light

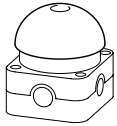
**Type**  
Article no.

**Price**  
See Price  
List

Std.  
pack

#### Foot and palm switches, IP67, 69K

Enclosure base, black (RAL 9005)  
Enclosure top, light grey (RAL 7035)



Spring-return



Totally insulated

1 M -



**FAK-SW/KC10/I**  
030722

1 off

1 M 1 B⊕



**FAK-SW/KC11/I**  
030723

- 2 B⊕



**FAK-RT/KC02/I**  
030724

1 M 1 B⊕



**FAK-RT/KC11/I**  
032965

1 M 2 B⊕



**FAK-RT/KC12/I**  
030725

1 M 1 B⊕



**FAK-GE/KC11/I**  
032710

Stay-put  
Pull to release

1 M 1 B⊕



**FAK-GE/V/KC11/I**  
032706

#### Indicator lights, conical, BA 9s

For filament bulbs, neon bulbs and LEDs up to 2.4 W  
→ Page 02/040



**L-R**  
208689

1 off

**L-W**  
208692

**L-G**  
208690

**L-Y**  
208691

#### PG 13.5 cable gland, IP68, 69K










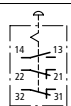
With integral strain relief to VDE 0619  
External cable diameter 6 – 12 mm



**STBZ13,5**  
036307

1 off

**RMQ Titan**  
Complete Units for Surface Mounting

		Contacts M = Make, B = Break, ⊖ = Positive opening safety function to IEC/EN 60 947-5-1	Colour of plunger <sup>1)</sup>	Type Article no.	Price See Price List	Std. pack
<b>Foot and palm switches<sup>2)</sup>, IP67, 69K</b>						
Emergency-Stop push-buttons, tamper proof to ISO 13 850/EN 418 Enclosure base, black (RAL 9005) Enclosure top, yellow (RAL 1004) Pull to release						
     		- 1 B ⊖		●	FAK-RT/V/KC01/I 030718	1 off
	1 M	1 B ⊖		●	FAK-RT/V/KC11/I 030719	
		- 2 B ⊖		●	FAK-RT/V/KC02/I 030720	
	1 M	2 B ⊖		●	FAK-RT/V/KC12/I 030721	

































**Notes**

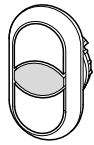
- 1) Red = RAL 3000
- 2) Indicator lights and cable gland for FAK, → Page 02/008








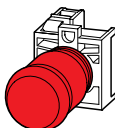




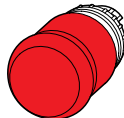


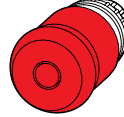



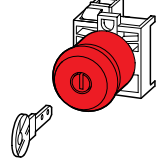
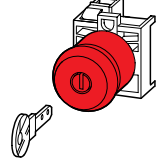
## RMQ Titan

### Double actuators

Button plate style	Front ring titanium		Front ring black		Std. pack
	Type Article no.	Type Article no.	Price See Price List		
<b>Double actuators, IP66</b>					
Without indicator light Cover plate black		M22-DD-GR-X1/X0 216685	M22S-DD-GR-X1/X0 216686		5 off
					
		M22-DD-WS-X1/X0 216691	M22S-DD-WS-X1/X0 216692		
					
		M22-DD-GR-GB1/GB0 216687	M22S-DD-GR-GB1/GB0 216688		
					
		M22-DD-WS-GB1/GB0 216693	M22S-DD-WS-GB1/GB0 216694		
					
		M22-DD-S-X7/X7 216695	M22S-DD-S-X7/X7 216696		
					
		M22-DD-S-X4/X5 218143	M22S-DD-S-X4/X5 218144		
					
		M22-DD-GR 216683	M22S-DD-GR 216684		
					
		M22-DD-WS 216689	M22S-DD-WS 216690		
					
With indicator light Lens white		M22-DDL-GR-X1/X0 216700	M22S-DDL-GR-X1/X0 216701		5 off
					
		M22-DDL-WS-X1/X0 216706	M22S-DDL-WS-X1/X0 216707		
					
		M22-DDL-GR-GB1/GB0 216702	M22S-DDL-GR-GB1/GB0 216703		
					
		M22-DDL-WS-GB1/GB0 216708	M22S-DDL-WS-GB1/GB0 216709		
					
		M22-DDL-S-X7/X7 216710	M22S-DDL-S-X7/X7 216711		
					
		M22-DDL-S-X4/X5 218145	M22S-DDL-S-X4/X5 218146		
					
		M22-DDL-GR 216698	M22S-DDL-GR 216699		
					
		M22-DDL-WS 216704	M22S-DDL-WS 216705		
					



**RMQ Titan**  
Emergency-Stop Buttons and Actuators

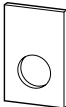

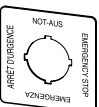





		Contacts M = Make, B = Break, ⊕ = Positive opening safety function to IEC/EN 60 947-5-1	Colour Colour of base yellow  Plunger <sup>1)</sup>	Type Article no.	Price See Price List	Std. pack		
<b>Complete units for surface mounting, IP66, 69K</b>								
Emergency-Stop push-buttons, tamper proof to ISO 13 850/EN 418 Pull to release Max. number of buttons to be fitted together: 3 × M22-(C)K...								
  	1 M	1 B		●	M22-PV/KC11/IY 216525	1 off		
	–	2 B		●	M22-PV/KC02/IY 216524	1 off		
<b>Complete units for front mounting, IP66</b>								
Emergency-Stop push-buttons, tamper proof to ISO 13 850/EN 418 Pull to release Max. number of buttons to be fitted together: 4 × M22-(C)K...								
  	–	1 B ⊕		●	M22-PV/K01 216515	5 off		
	1 M	1 B ⊕		●	M22-PV/K11 216516	5 off		
<b>Emergency-Stop actuator</b>								
  	–	–	–	●	M22-PV 216876	5 off		
	–	–	–	●	M22-PV-GVP 216877	50 off		
<b>Emergency-Stop actuator</b>								
–	–	–	–	●	M22S-PV 225528	1 off		
<b>Emergency-Stop actuator illuminated</b>								
  	–	–	–	●	M22-PVL 216878	5 off		
<b>Emergency-Stop key-operated actuators, IP66</b>								
	With one key	MS1 individual lock mechanisms	–	–	–	●	M22-PVS 216879	5 off
		MS2 – 20 individual lock mechanisms	–	–	–	●	M22-PVS-MS* 216880	1 off
<b>Emergency-Stop key-release mushroom button to ISO 13 850/EN 418</b>								
	With 1 key, MS1 individual lock mechanism	–	1 B ⊕		●	M22-PVS/K01 216514	5 off	

Notes

<sup>1)</sup> Red = RAL 3000

## RMQ Titan

### Emergency-Stop Labels, Sealable Shroud

	Text	Country identifier (as explanation)	Colour	Type Article no.	Price See Price List	Std. pack	
<b>Emergency-Stop labels, IP66</b>							
Black text, 33 × 50 mm							
	Not-Aus	D		M22-XZK-D99 216471		10 off	
	Emergency-Stop	GB		M22-XZK-GB99 216472			
	Arrêt d'urgence	F		M22-XZK-F99 216473			
	EMERGENZA	I		M22-XZK-I99 216474			
	NOODSTOP	NL		M22-XZK-NL99 216475			
	NÖDSTOPP	S		M22-XZK-S99 216476			
	HÄTÄ-SEIS	SF		M22-XZK-SF99 216477			
	NØDSTOP	DK		M22-XZK-DK99 216478			
	Blank	–		M22-XZK 216470			25 off
	With customized inscription <sup>1)</sup>			M22-XZK-* 216479			10 off
50 × 50 mm	Four-language	D, GB, F, I	M22-XYK1 216484		10 off		
	Blank			M22-XAK 216464		10 off	
	Four-language	D, GB, F, I		M22-XAK1 216465			
	Four-language	D, GB, E, POR		M22-XAK2 216466			
	Four-language	D, GB, NL, F		M22-XAK3 216467			
	Four-language	GB, S, SF, DK		M22-XAK4 216468			
	With customized inscription			M22-XAK-* 216469			
∅ = 90 mm	Four-language	D, GB, F, I	M22-XBK1 216483				
							
∅ = 60 mm	Four-language	D, GB, F, I					
							
<b>Sealable shroud<sup>2)</sup>, IP66</b>				M22-PL-PV 216397		2 off	
							























#### Notes

- <sup>1)</sup> Letter height: 5 mm  
Number of lines: max. 2  
Characters per line: max. 7


























- <sup>2)</sup> Transparent with collapse point, can be reused after an Emergency-Stop.  
For use with M22(S)-PV, M22-PVL, M22-PVS  
Adjacent holes in the 30 × 50 mm grid, are to be sealed with M22(S)-B blanking plugs.

**RMQ Titan**  
Push-Button Actuators

	Button plate style	Front ring titanium	Front ring black	Price See Price List	Std. pack
		Type Article no.	Type Article no.		
<b>Push-button actuators, IP67, 69K</b>					
Actuator flush, spring-return 		M22-D-S 216590	M22S-D-S 216591		10 off
		M22-D-W 216592	M22S-D-W 216593		
		M22-D-R 216594	M22S-D-R 216595		
		M22-D-G 216596	M22S-D-G 216597		
		M22-D-Y 216598	M22S-D-Y 216599		
		M22-D-B 216600	M22S-D-B 216601		
	Without	M22-D-X 216602	M22S-D-X 216604		
	Without	M22-D-X-GVP 216603	–		50 off
		M22-D-R-X0 216605	M22S-D-R-X0 216606		10 off
		M22-D-G-X1 216607	M22S-D-G-X1 216608		
		M22-D-S-X0 216609	M22S-D-S-X0 216610		
		M22-D-W-X1 216611	M22S-D-W-X1 216612		
	Actuator flush, stay-put  Programmable stay-put/spring-return function		M22-DR-S 216613	M22S-DR-S 216614	
		M22-DR-W 216615	M22S-DR-W 216616		
		M22-DR-R 216617	M22S-DR-R 216618		
		M22-DR-G 216619	M22S-DR-G 216620		
		M22-DR-Y 216621	M22S-DR-Y 216622		
		M22-DR-B 216623	M22S-DR-B 216624		
Without		M22-DR-X 216625	M22S-DR-X 216627		
Without		M22-DR-X-GVP 216626	–		50 off
		M22-DR-R-X0 216628	M22-DR-R-X0 216629		5 off
		M22-DR-G-X1 216630	M22S-DR-G-X1 216631		
		M22-DR-S-X0 216632	M22S-DR-S-X0 216633		
		M22-DR-W-X1 216634	M22S-DR-W-X1 216635		

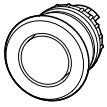
























## RMQ Titan

### Push-Button Actuators

	Button plate style	Front ring titanium	Front ring black	Price See Price List	Std. pack
		Type Article no.	Type Article no.		
<b>Push-button actuators, IP67, 69K</b>					
Actuator extended, spring-return 		M22-DH-S 216636	M22S-DH-S 216637		5 off
		M22-DH-W 216638	M22S-DH-W 216639		
		M22-DH-R 216641	M22S-DH-R 216642		
		M22-DH-G 216643	M22S-DH-G 216645		
		M22-DH-Y 216646	M22S-DH-Y 216647		
		M22-DH-B 216649	M22S-DH-B 216650		
		M22-DH-R-X0 216655	M22S-DH-R-X0 216656		
		M22-DH-G-X1 216657	M22S-DH-G-X1 216658		
		M22-DH-S-X0 216659	M22S-DH-S-X0 216660		
		M22-DH-W-X1 216661	M22S-DH-W-X1 216662		
	Actuator extended, stay-put   Programmable stay-put/spring-return function		M22-DRH-S 216663	M22S-DRH-S 216664	
		M22-DRH-W 216665	M22S-DRH-W 216666		
		M22-DRH-R 216667	M22S-DRH-R 216668		
		M22-DRH-G 216669	M22S-DRH-G 216670		
		M22-DRH-Y 216671	M22S-DRH-Y 216672		
		M22-DRH-B 216673	M22S-DRH-B 216674		
		M22-DRH-R-X0 216675	M22S-DRH-R-X0 216676		
		M22-DRH-G-X1 216677	M22S-DRH-G-X1 216678		
		M22-DRH-S-X0 216679	M22S-DRH-S-X0 216680		
		M22-DRH-W-X1 216681	M22S-DRH-W-X1 216682		
With guard ring, spring-return 		Without	M22-DG-X 220921	-	

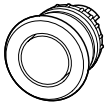




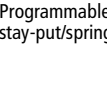




















**RMQ Titan**  
Mushroom Actuators

Control Circuit Devices













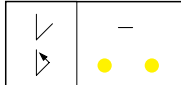
		Front ring titanium		Front ring black		
Button plate style	Plunger colour	Type Article no.	Type Article no.	Price See Price List	Std. pack	
<b>Mushroom actuators, IP67, 69K</b>						
Spring-return 			M22-DP-S 216712	M22S-DP-S 216713		5 off
			M22-DP-R 216714	M22S-DP-R 216715		
			M22-DP-G 216716	M22S-DP-G 216717		
			M22-DP-Y 216718	M22S-DP-Y 216719		
			M22-DP-R-X0 216720	M22S-DP-R-X0 216721		5 off
			M22-DP-G-X1 216722	M22S-DP-G-X1 216723		
			M22-DP-S-X0 216724	M22S-DP-S-X0 216725		
			M22-DP-W-X1 216726	M22S-DP-W-X1 216727		
	Without		M22-DP-S-X 216728	M22S-DP-S-X 216730		5 off
	Without		M22-DP-R-X 216731	M22S-DP-R-X 216733		
	Without		M22-DP-G-X 216734	M22S-DP-G-X 216736		
	Without		M22-DP-Y-X 216737	M22S-DP-Y-X 216739		
	Without		M22-DP-S-X-GVP 216729	-		25 off
	Without		M22-DP-R-X-GVP 216732	-		
	Without		M22-DP-G-X-GVP 216735	-		
	Without		M22-DP-Y-X-GVP 216738	-		

## RMQ Titan

### Mushroom Actuators

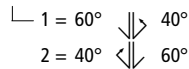
	Button plate style	Plunger colour	Front ring titanium	Front ring black	Price See Price List	Std. pack	
			Type Article no.	Type Article no.			
<b>Mushroom actuators, IP67, 69K</b>							
Stay-put 			M22-DRP-S 216743	M22S-DRP-S 216744		5 off	
			M22-DRP-R 216745	M22S-DRP-R 216746			
Programmable stay-put/spring-return function 			M22-DRP-G 216747	M22S-DRP-G 216748		5 off	
			M22-DRP-Y 216749	M22S-DRP-Y 216750			
			M22-DRP-R-X0 216751	M22S-DRP-R-X0 216752			
			M22-DRP-G-X1 216753	M22S-DRP-G-X1 216754			
			M22-DRP-S-X0 216755	M22S-DRP-S-X0 216756			
			M22-DRP-W-X1 216757	M22S-DRP-W-X1 216758			
	Without		M22-DRP-S-X 216759	M22S-DRP-S-X 216761			5 off
	Without		M22-DRP-R-X 216762	M22S-DRP-R-X 216764			
	Without		M22-DRP-G-X 216765	M22S-DRP-G-X 216767			
	Without		M22-DRP-Y-X 216768	M22S-DRP-Y-X 216770			
Without		M22-DRP-S-X-GVP 216760	–		25 off		
Without		M22-DRP-R-X-GVP 216763	–				
Without		M22-DRP-G-X-GVP 216766	–				
Without		M22-DRP-Y-X-GVP 216769	–				

**RMQ Titan**  
Selector Switch Actuators

				Front ring titanium	Front ring black		
		Function	Text	Type Article no.	Type Article no.	Price See Price List	Std. pack
		↙ = Stay-put ↘ = Spring-return					
<b>Selector switch actuators, two positions, IP66</b>							
Rotary button 	↘	40°		<b>M22-W</b> 216853	<b>M22S-W</b> 216854		5 off
	↙	60°		<b>M22-WR</b> 216855	<b>M22S-WR</b> 216856		
	↙	60°		<b>M22-WR-X92</b> 216857	<b>M22S-WR-X92</b> 216858		
	↙	60°	AUTO HAND 	<b>M22-WR-X91</b> 216859	<b>M22S-WR-X91</b> 216860		
Thumb-grip 	↘	40°	-	<b>M22-WK</b> 216865	<b>M22S-WK</b> 216866		10 off
	↙	60°	-	<b>M22-WRK</b> 216867	<b>M22S-WRK</b> 216869		
	↙	60°	-	<b>M22-WRK-GVP</b> 216868	-		
Thumb-grip, V position 	↘	60°	-	<b>M22-WKV</b> 216874	<b>M22S-WKV</b> 216875		5 off
<b>Selector switch actuators, 3 positions, IP66</b>							
Rotary button 	↕	40°		<b>M22-W3</b> 216861	<b>M22S-W3</b> 216862		5 off
	↕	60°		<b>M22-WR3</b> 216863	<b>M22S-WR3</b> 216864		
Thumb-grip 	↕	40°	-	<b>M22-WK3</b> 216870	<b>M22S-WK3</b> 216871		10 off
	↕	60°	-	<b>M22-WRK3</b> 216872	<b>M22S-WRK3</b> 216873		
	1)		-	<b>M22-WRK3-*</b> 217436	<b>M22S-WRK3-*</b> 217437		
<b>Coding adapters, for all selector switch actuators</b>							
For converting between stay-put and spring-return functions 							10 off
				<b>M22-XC-Y</b> 216407	<b>M22-XC-Y</b> 216407		






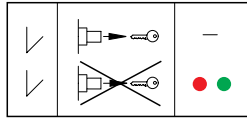
**Notes**

1) Example: **M22-WRK3-\***





**RMQ Titan**  
Key-Operated Actuators, Individual Lock Mechanisms

			Front ring titanium	Front ring black		
	Function	Key withdrawable in position	Type Article no.	Type Article no.	Price See Price List	Std. pack
<p>↳ = Stay-put ↳ = Spring-return</p>						
<b>Key-operated actuators, IP66</b>						
Two positions Individual lock mechanisms, not suitable for master key systems, with one key Stay-put/spring-return function and key withdrawability can be changed using M22-XC... coding adapters						
	MS1 lock mechanism	↳ 40°	0	M22-WS 216881	M22S-WS 216882	1 off
		↳ 60°	0 I	M22-WRS 216887	M22S-WRS 216889	5 off
		↳ 60°	0 I	M22-WRS-GVP 216888	-	25 off
	MS2 – 20 lock mechanisms <sup>1)</sup> Insert lock mechanism number into the type reference	↳ 40°	0	M22-WS-MS* 216883	M22S-WS-MS* 216884	1 off
		↳ 60°	0 I	M22-WRS-MS* 216890	M22S-WRS-MS* 216891	1 off
	MS1 – 20 lock mechanisms	↳ 50°	0	M22-WRS-MS*-A1 217440	M22S-WRS-MS*-A1 217441	5 off
	Key for MS1 individual lock mechanism		M22-ES-MS1 216416	M22-ES-MS1 216416		5 off
	Key for MS2 – 20 individual lock mechanisms		M22-ES-MS* 216417	M22-ES-MS* 216417		1 off
Three positions Individual lock mechanisms, not suitable for master key systems, with one key Stay-put/spring-return function and key withdrawability can be changed using M22-XC... coding adapters						
	MS1 lock mechanism	40° ↕ 40°	0	M22-WS3 216894	M22S-WS3 216895	1 off
		60° ↓ 60°	I 0 II	M22-WRS3 216900	M22S-WRS3 216901	5 off
		60° ↓ 60°	I 0 II	M22-WRS3-GVP 216902	-	25 off
		2) ↓	I 0	M22-WRS3-MS*-A* 217442	M22S-WRS3-MS*-A* 217443	5 off
	MS2 – 20 lock mechanisms Please include lock mechanism number in the type reference	40° ↕ 40°	0	M22-WS3-MS* 216896	M22S-WS3-MS* 216897	1 off
		60° ↓ 60°	I 0 II	M22-WRS3-MS* 216903	M22S-WRS3-MS* 216904	
	Key for MS1 individual lock mechanism		M22-ES-MS1 216416	M22-ES-MS1 216416		
	Key for MS2 – 20 individual lock mechanisms		M22-ES-MS* 216417	M22-ES-MS* 216417		
<b>Set of coding adapters</b>						
For converting between the stay-put/spring-return function and key withdrawability						
			M22-XC-R 216406	M22-XC-R 216406		10 off
			M22-XC-Y 216407	M22-XC-Y 216407		10 off

**Notes**

<sup>1)</sup>MS2-20: for delivery please enquire

<sup>2)</sup> Example: M22(S)-WRS3-MS\*-A\*

1 – 20  
(No. of individual lock mechanism)

	Function	Withdrawable in switch position
A1	↓	0
A2	↓	I 0
A3	↓	0 II
A4	↓	I 0
A5	↓	0
A6	↕	0 II
A7	↕	0

# RMQ Titan

## Key-Operated Actuators for Master Key Systems

Function ↳ = Stay-put ↳ = Spring-return	Key withdrawable in position	Front ring titanium		Front ring black		Std. pack		
		Type Article no.	Type Article no.	Price See Price List				
<b>Key-operated actuators IP66<sup>1)</sup></b>								
Two positions Cannot be fitted with coding adapters With two keys <sup>2)</sup>	↳ 40°	0	M22-WS-SA(*)-* 216885	M22S-WS-SA(*)-* 216886	1 off			
	↳ 60°	0	M22-WRS-SA(*)-* 216892	M22S-WRS-SA(*)-* 216893				
Three positions Cannot be fitted with coding adapters With two keys <sup>2)</sup>	40° <↳ 40°	0	M22-WS3-SA(*)-* 216898	M22S-WS3-SA(*)-* 216899				
	60° <↳ 60°	0	M22-WRS3-SA(*)-* 216905	M22S-WRS3-SA(*)-* 216906				
Standard key			M22-ES-SA(*)-* 217444	M22-ES-SA(*)-* 217444				

**Notes**

<sup>1)</sup> Master key systems: for delivery please enquire  
<sup>2)</sup> Example: M22-WS-SA(\*)-\* — Level, e.g. 2/3.3.1 — Standard key  
 — Group key  
 — Master key  
 0 = General master key

For new orders = new  
 For repeat orders = master key system number according to security certificate

- Master key systems**
- 8000 different lock mechanisms
  - Security certificate prevents unauthorized purchase of keys; please submit for repeat orders
  - Special key profile provided only by the manufacturer
  - Moeller master key systems cannot be combined with domestic locks

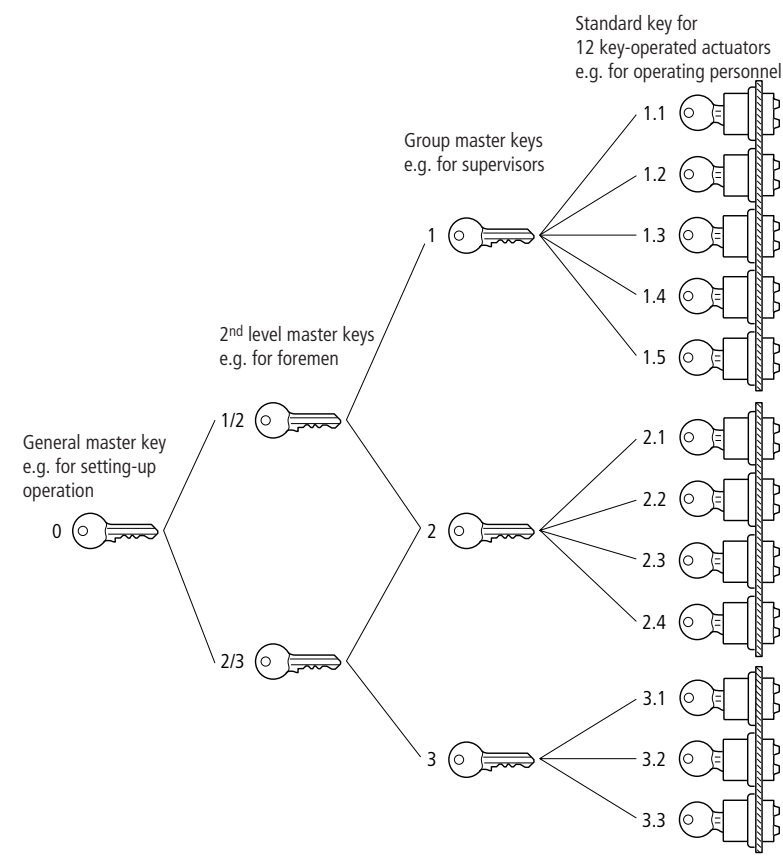
**Lock plan**

**Example of a general master key system (GHS):**

The system consists of 12 individual locks and the associated 12 different keys.













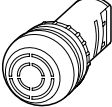
At the first level, the locks are combined to form 3 groups. For each of the 3 groups, there is one group key which can open all the locks in its group.

At the 2nd level, the 3 groups are combined to form 2 main groups, i.e. the 2nd level master keys can open all the locks from several groups. The general master key covers the 2 main groups and can thus open all 12 locks of the master key system.























## RMQ Titan

### Indicator Light Lens Assemblies





















	Lens style	Type Article no.	Price See Price List	Std. pack
<b>Indicator lights, IP67, 69K</b>				
Flush 		M22-L-W 216771		10 off
		M22-L-R 216772		
		M22-L-G 216773		
		M22-L-Y 216774		
		M22-L-B 216775		
	Without lens	M22-L-X 216776		
	Without lens	M22-L-X-GVP 216777		50 off
<b>Extended, conical</b>				
Extended, conical 		M22-LH-W 216778		10 off
		M22-LH-R 216779		
		M22-LH-G 216780		
		M22-LH-Y 216781		
		M22-LH-B 216782		
<b>Acoustic indicator IP40</b>				
Black front, includes 18 – 30 V DC buzzer, 83 dB/10 cm, 100 % DF Positive pole connected to X1		M22-AM 216913		10 off
				

**RMQ Titan**  
Illuminated Push-Button Actuators






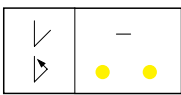
	Button lens style	Front ring titanium	Front ring black	Price See Price List	Std. pack
		Type Article no.	Type Article no.		
<b>Illuminated push-button actuators, IP67, 69K</b>					
Actuator flush, spring-return 		M22-DL-W 216922	M22S-DL-W 216924		10 off
		M22-DL-R 216925	M22S-DL-R 216926		
		M22-DL-G 216927	M22S-DL-G 216928		
		M22-DL-Y 216929	M22S-DL-Y 216930		
		M22-DL-B 216931	M22S-DL-B 216932		
	Without	M22-DL-X 216933	M22S-DL-X 216935		
	Without	M22-DL-X-GVP 216934	-		50 off
		M22-DL-R-X0 216936	M22S-DL-R-X0 216937		10 off
		M22-DL-G-X1 216938	M22S-DL-G-X1 216939		
		M22-DL-W-X0 216940	M22S-DL-W-X0 216941		
	M22-DL-W-X1 216942	M22S-DL-W-X1 216943			
Actuator flush, stay-put   Programmable stay-put/spring-return function		M22-DRL-W 216944	M22S-DRL-W 216945		5 off
		M22-DRL-R 216946	M22S-DRL-R 216947		
		M22-DRL-G 216948	M22S-DRL-G 216949		
		M22-DRL-Y 216950	M22S-DRL-Y 216951		
		M22-DRL-B 216952	M22S-DRL-B 216953		
	Without	M22-DRL-X 216954	M22S-DRL-X 216956		
	Without	M22-DRL-X-GVP 216955	-		50 off
		M22-DRL-R-X0 216957	M22-DRL-R-X0 216958		5 off
		M22-DRL-G-X1 216959	M22S-DRL-G-X1 216960		
		M22-DRL-W-X0 216961	M22S-DRL-W-X0 216962		
	M22-DRL-W-X1 216963	M22S-DRL-W-X1 216964			

## RMQ Titan

### Illuminated Push-Button Actuators

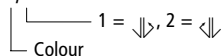
	Button lens style	Front ring titanium	Front ring black	Price See Price List	Std. pack
		Type Article no.	Type Article no.		
<b>Illuminated push-button actuators, IP67, 69K</b>					
Actuator extended, spring-return 		M22-DLH-W 216965	M22S-DLH-W 216966		5 off
		M22-DLH-R 216967	M22S-DLH-R 216968		
		M22-DLH-G 216969	M22S-DLH-G 216970		
		M22-DLH-Y 216971	M22S-DLH-Y 216972		
		M22-DLH-B 216973	M22S-DLH-B 216974		
		M22-DLH-R-X0 216975	M22S-DLH-R-X0 216976		
		M22-DLH-G-X1 216977	M22S-DLH-G-X1 216978		
		M22-DLH-W-X0 216979	M22S-DLH-W-X0 216980		
		M22-DLH-W-X1 216981	M22S-DLH-W-X1 216982		
	Actuator extended, stay-put  Programmable stay-put/spring-return function		M22-DRLH-W 216788	M22S-DRLH-W 216791	
		M22-DRLH-R 216789	M22S-DRLH-R 216792		
		M22-DRLH-G 216796	M22S-DRLH-G 216798		
		M22-DRLH-Y 216799	M22S-DRLH-Y 216801		
		M22-DRLH-B 216802	M22S-DRLH-B 216803		
		M22-DRLH-R-X0 216804	M22S-DRLH-R-X0 216808		
		M22-DRLH-G-X1 216805	M22S-DRLH-G-X1 216809		
		M22-DRLH-W-X0 216806	M22S-DRLH-W-X0 216810		
		M22-DRLH-W-X1 216807	M22S-DRLH-W-X1 216811		

**RMQ Titan**  
Illuminated Selector Switch Actuators

				Front ring titanium		Front ring black		
Function		Thumb-grip colour		Type	Type	Price		
↙ = Stay-put ↘ = Spring-return				Article no.	Article no.	See Price List		Std. pack
<b>Illuminated selector switch actuators, thumb-grip, IP66</b>								
<b>Two positions</b>								
Spring-return 	↘	40°	○	M22-WLK-W 216812	M22S-WLK-W 216813			5 off
	↘	40°	●	M22-WLK-R 216814	M22S-WLK-R 216815			
	↘	40°	●	M22-WLK-G 216816	M22S-WLK-G 216817			
	↘	40°	●	M22-WLK-Y 216818	M22S-WLK-Y 216819			
	↘	40°	●	M22-WLK-B 216820	M22S-WLK-B 216821			
Stay-put 	↙	60°	○	M22-WRLK-W 216823	M22S-WRLK-W 216824			
	↙	60°	●	M22-WRLK-R 216825	M22S-WRLK-R 216826			
	↙	60°	●	M22-WRLK-G 216827	M22S-WRLK-G 216828			
	↙	60°	●	M22-WRLK-Y 216829	M22S-WRLK-Y 216830			
	↙	60°	●	M22-WRLK-B 216831	M22S-WRLK-B 216832			
<b>Three positions</b>								
Spring-return 	↔	40°	○	M22-WLK3-W 216833	M22S-WLK3-W 216834			5 off
	↔	40°	●	M22-WLK3-R 216835	M22S-WLK3-R 216836			
	↔	40°	●	M22-WLK3-G 216837	M22S-WLK3-G 216838			
	↔	40°	●	M22-WLK3-Y 216839	M22S-WLK3-Y 216840			
	↔	40°	●	M22-WLK3-B 216841	M22S-WLK3-B 216842			
Stay-put 	⇓	60°	○	M22-WRLK3-W 216843	M22S-WRLK3-W 216844			
	⇓	60°	●	M22-WRLK3-R 216845	M22S-WRLK3-R 216846			
	⇓	60°	●	M22-WRLK3-G 216847	M22S-WRLK3-G 216848			
	⇓	60°	●	M22-WRLK3-Y 216849	M22S-WRLK3-Y 216850			
	⇓	60°	●	M22-WRLK3-B 216851	M22S-WRLK3-B 216852			
Stay-put, spring-return <sup>1)</sup>				M22-WRLK3-*/*	M22S-WRLK3-*/*			
				217438	217439			
<b>Coding adapters, for all selector switch actuators</b>								
For converting between stay-put and spring-return functions								
			M22-XC-Y 216407		M22-XC-Y 216407			10 off


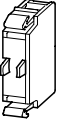

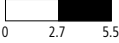


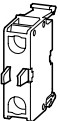




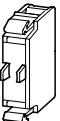




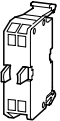




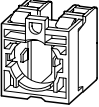


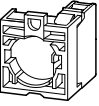




**Notes**

<sup>1)</sup> Example: M22-WRLK3-\*/\*



## RMQ Titan

### Fixing Adapters, Contact Elements

	Contacts <sup>1)</sup> M = Make, B = Break, ⊕ = Positive opening safety function to IEC/EN 60 947-5-1			Configuration <sup>2)</sup>	Type Article no.	Price See Price List	Std. pack			
<b>Fixing adapter (front fixing)</b>										
For M22-(C)K... contact elements and M22-(C)LED... LED elements Sequence numbers on fixing adapter										
				<table border="1"><tr><td>1</td><td>3</td><td>2</td></tr></table>	1	3	2	<b>M22-A</b> 216374		50 off
1	3	2								
				<table border="1"><tr><td>1</td><td>3</td><td>2</td></tr></table>	1	3	2	<b>M22-A-GVP</b> 216375		500 off
1	3	2								
<b>Contact elements with screw terminals</b>										
<b>Front fixing</b>										
	1 M -			<table border="1"><tr><td>1</td><td>3</td><td>2</td></tr></table>	1	3	2	<b>M22-K10</b> 216376		50 off
1	3	2								
				<table border="1"><tr><td>1</td><td>3</td><td>2</td></tr></table>	1	3	2	<b>M22-K10-GVP</b> 216377		500 off
1	3	2								
	- 1 B ⊕			<table border="1"><tr><td>1</td><td>3</td><td>2</td></tr></table>	1	3	2	<b>M22-K01</b> 216378		50 off
1	3	2								
				<table border="1"><tr><td>1</td><td>3</td><td>2</td></tr></table>	1	3	2	<b>M22-K01-GVP</b> 216379		500 off
1	3	2								
<b>Base fixing</b>										
	1 M -			<table border="1"><tr><td>2</td><td>3</td><td>1</td></tr></table>	2	3	1	<b>M22-KC10</b> 216380		20 off
2	3	1								
				<table border="1"><tr><td>2</td><td>3</td><td>1</td></tr></table>	2	3	1	<b>M22-KC10-GVP</b> 216381		200 off
2	3	1								
	- 1 B ⊕			<table border="1"><tr><td>2</td><td>3</td><td>1</td></tr></table>	2	3	1	<b>M22-KC01</b> 216382		20 off
2	3	1								
				<table border="1"><tr><td>2</td><td>3</td><td>1</td></tr></table>	2	3	1	<b>M22-KC01-GVP</b> 216383		200 off
2	3	1								
<b>Contact elements with Cage Clamp<sup>3)</sup></b>										
<b>Front fixing</b>										
	1 M -			<table border="1"><tr><td>1</td><td>3</td><td>2</td></tr></table>	1	3	2	<b>M22-CK10</b> 216384		10 off
1	3	2								
	- 1 B ⊕			<table border="1"><tr><td>1</td><td>3</td><td>2</td></tr></table>	1	3	2	<b>M22-CK01</b> 216385		10 off
1	3	2								
<b>Base fixing</b>										
	1 M -			<table border="1"><tr><td>2</td><td>3</td><td>1</td></tr></table>	2	3	1	<b>M22-CKC10</b> 216386		10 off
2	3	1								
	- 1 B ⊕			<table border="1"><tr><td>2</td><td>3</td><td>1</td></tr></table>	2	3	1	<b>M22-CKC01</b> 216387		10 off
2	3	1								
<b>Complete modules</b>										
<b>Combination of contact elements with screw terminals and fixing adapter</b>										
<b>Front fixing</b>										
	1 M 1 B ⊕			<table border="1"><tr><td>1</td><td>3</td><td>2</td></tr></table>	1	3	2	<b>M22-AK11</b> 216505		5 off
1	3	2								
	1 M -			<table border="1"><tr><td>1</td><td>3</td><td>2</td></tr></table>	1	3	2	<b>M22-AK10</b> 216504		
1	3	2								
	- 1 B ⊕			<table border="1"><tr><td>1</td><td>3</td><td>2</td></tr></table>	1	3	2	<b>M22-AK01</b> 216503		
1	3	2								


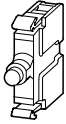








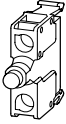








**Notes**

1)  $\begin{matrix} |^{xy} \\ |^y \end{matrix}$  x = Sequence numbers on fixing adapter  
y = Function numbers on contact element

2) Configuration of fixing adapter with sequence numbers to EN 50 013

3) Cage Clamp is a registered trademark of Wago Contact Technik GmbH, Minden, Germany

**RMQ Titan**  
LED Elements


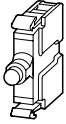








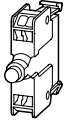








	Rated operational voltage	Rated operational current	Service life at $T_a = +25\text{ }^\circ\text{C}$	Colour	Type Article no.	Price See Price List	Std. pack
<b>LED elements with screw terminals</b>							
							
<b>Front fixing</b>							
	18 – 30 V AC/DC	8 – 15 mA	100 000 h		M22-LED-W 216557		20 off
					M22-LED-R 216558		
					M22-LED-G 216559		
					M22-LED-B 218057		
	85 – 264 V AC	5 – 15 mA, $P_{max.} = 0.33\text{ W}$	100 000 h		M22-LED230-W 216563		20 off
					M22-LED230-R 216564		
					M22-LED230-G 216565		
					M22-LED230-B 218059		
<b>Base fixing</b>							
	18 – 30 V AC/DC	8 – 15 mA	100 000 h		M22-LEDC-W 216560		20 off
					M22-LEDC-R 216561		
					M22-LEDC-G 216562		
					M22-LEDC-B 218058		
	85 – 264 V AC	5 – 15 mA, $P_{max.} = 0.33\text{ W}$	100 000 h		M22-LEDC230-W 216566		20 off
					M22-LEDC230-R 216567		
					M22-LEDC230-G 216568		
					M22-LEDC230-B 218060		

<b>Notes</b>	<b>Colour of lens, thumb-grip</b>	→	<b>Colour of LED</b>
	M22(S)-L(H)-...	} →	-R
	M22(S)-D(R)L(H)-...		-G
	M22(S)-W(R)LK-...		-W
			-Y
			-B
		→	-W, -B



## RMQ Titan

### LED Elements

	Rated operational voltage	Rated operational current	Service life at $T_a = +25^\circ\text{C}$	Colour	Type Article no.	Price See Price List	Std. pack
<b>LED elements with Cage Clamp<sup>1)</sup></b>							
							
<b>Front fixing</b>							
	18 – 30 V AC/DC	8 – 15 mA	100 000 h		M22-CLED-W 216569		10 off
					M22-CLED-R 216570		
					M22-CLED-G 216571		
					M22-CLED-B 218061		
	85 – 264 V AC	5 – 15 mA, $P_{\text{max.}} = 0.33\text{ W}$	100 000 h		M22-CLED230-W 216575		10 off
					M22-CLED230-R 216576		
					M22-CLED230-G 216577		
					M22-CLED230-B 218063		
<b>Base fixing</b>							
	18 – 30 V AC/DC	8 – 15 mA	100 000 h		M22-CLEDC-W 216572		10 off
					M22-CLEDC-R 216573		
					M22-CLEDC-G 216574		
					M22-CLEDC-B 218062		
	85 – 264 V AC	5 – 15 mA, $P_{\text{max.}} = 0.33\text{ W}$	100 000 h		M22-CLEDC230-W 216578		10 off
					M22-CLEDC230-R 216579		
					M22-CLEDC230-G 216580		
					M22-CLEDC230-B 218064		


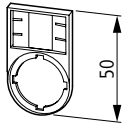
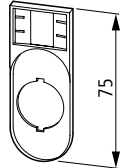
**Notes**

<sup>1)</sup> Cage Clamp is a registered trademark of Wago Contact Technik GmbH, Minden, Germany

Colour of lens, thumb-grip → Colour of LED
































M22(S)-L(H)-... M22(S)-D(R)L(H)-... M22(S)-W(R)LK-...	-R	→	-R
	-G	→	-G
	-W	→	-W
	-Y	→	-W
	-B	→	-W, -B

**RMQ Titan**  
Complete Legend Plates, Insert Plates






















	Type	Price	Std. pack			
	Article no.	See Price List				
<b>Complete legend plates</b>						
30 × 50 mm, round, black						
0 I	M22S-ST-X88 216485		10 off			
0 I	M22S-ST-X89 218147					
I 0 II	M22S-ST-X93 216486					
STOP	M22S-ST-GB0 216494					
START	M22S-ST-GB1 216495					
Aus	M22S-ST-D5 218299					
OFF	M22S-ST-GB5 218300					
Ein	M22S-ST-D6 216487					
ON	M22S-ST-GB6 216496					
Fault	M22S-ST-D8 216489					
Störung	M22S-ST-GB8 216498					
Betrieb	M22S-ST-D7 216488					
RUN	M22S-ST-GB7 216497					
HAND AUTO	M22S-ST-D11 216492					
MAN. AUTO	M22S-ST-GB11 216500					
Aus Ein	M22S-ST-D10 216490					
OFF ON	M22S-ST-GB10 216499					
HAND 0 AUTO	M22S-ST-D12 216493					
MAN. 0 AUTO	M22S-ST-GB12 216501					
<b>Insert plates for label mounts, 18 × 27 mm</b>						
	Aluminium, blank	M22-XST 216480	100 off			
	Aluminium, blank	M22-XST-GVP 216481	500 off			
	With customized inscription Extra for quantities of ≤ 10 off	M22-XST- 216482	1 off	Letter height	Number of lines	Characters per line
				3 mm	max. 3	max. 12
				5 mm	max. 2	max. 8
<b>Legend plates, without label mount</b>						
Round, black, 30 mm wide						
	M22S-ST-X 216392		100 off			
	M22S-ST-X-GVP 216393		500 off			
For double actuators	M22S-STDD-X 216394		10 off			
						

## RMQ Titan

### Button Plates

Text	For use with	Colour	Style: flush	Price	Style: extended	Std. pack
			Type Article no.		Type Article no.	
<b>Button plates for push-button actuators</b>						
	M22(S)-D-X M22(S)-DR-X M22(S)-DG-X		M22-XD-S 216421		M22-XDH-S 216428	10 off
			M22-XD-W 216422		M22-XDH-W 216429	
			M22-XD-R 216423		M22-XDH-R 216430	
			M22-XD-G 216424		M22-XDH-G 216431	
			M22-XD-Y 216425		M22-XDH-Y 216432	
			M22-XD-B 216426		M22-XDH-B 216433	
		With customized inscription <sup>1)</sup>	M22-XD-*. * 216427		M22-XDH-*. * 216434	
Zu	M22(S)-D-X M22(S)-DR-X M22(S)-DG-X		M22-XD-S-D2 218184		M22-XDH-S-D2 218229	10 off
Auf			M22-XD-S-D3 218185		M22-XDH-S-D3 218230	
Ab			M22-XD-S-D4 218186		M22-XDH-S-D4 218231	
Aus			M22-XD-R-D5 218187		M22-XDH-R-D5 218232	
Ein			M22-XD-S-D6 218188		M22-XDH-S-D6 218233	
Entsperren			M22-XD-B-D14 218189		M22-XDH-B-D14 218234	
Vorwärts			M22-XD-S-D15 218190		M22-XDH-S-D15 218235	
Rückwärts			M22-XD-S-D16 218191		M22-XDH-S-D16 218236	
Heben			M22-XD-S-D17 218192		M22-XDH-S-D17 218237	
Senken			M22-XD-S-D18 218193		M22-XDH-S-D18 218238	
STOP			M22-XD-R-GB0 218194		M22-XDH-R-GB0 218239	
			M22-XD-S-GB0 218195		M22-XDH-S-GB0 218240	
START			M22-XD-G-GB1 218196		M22-XDH-G-GB1 218241	
			M22-XD-W-GB1 218197		M22-XDH-W-GB1 218242	
CLOSE			M22-XD-S-GB2 218198		M22-XDH-S-GB2 218243	
UP			M22-XD-S-GB3 218199		M22-XDH-S-GB3 218244	
DOWN			M22-XD-S-GB4 218200		M22-XDH-S-GB4 218245	
OFF			M22-XD-R-GB5 218202		M22-XDH-R-GB5 218247	
ON			M22-XD-S-GB6 218203		M22-XDH-S-GB6 218248	
TEST			M22-XD-S-GB9 218201		M22-XDH-S-GB9 218246	
RESET			M22-XD-B-GB14 218204		M22-XDH-B-GB14 218249	
FORWARD			M22-XD-S-GB15 218205		M22-XDH-S-GB15 218250	
REVERSE			M22-XD-S-GB16 218206		M22-XDH-S-GB16 218251	
RAISE			M22-XD-S-GB17 218208		M22-XDH-S-GB17 218252	
LOWER			M22-XD-S-GB18 218209		M22-XDH-S-GB18 218253	

**RMQ Titan**  
Button Plates

	For use with	Colour Symbol	Style: flush	Price	Style: extended	Std. pack
			Type Article no.		Type Article no.	
<b>Button plates for push-button actuators</b>						
STOP	M22(S)-D-X M22(S)-DR-X M22(S)-DG-X		M22-XD-R-X0 218153		M22-XDH-R-X0 218155	10 off
			M22-XD-S-X0 218154		M22-XDH-S-X0 218156	
START			M22-XD-G-X1 218165		M22-XDH-G-X1 218210	
			M22-XD-S-X1 218166		M22-XDH-S-X1 218211	
			M22-XD-W-X1 218167		M22-XDH-W-X1 218212	
			M22-XD-G-X2 218168		M22-XDH-G-X2 218213	
			M22-XD-S-X2 218169		M22-XDH-S-X2 218214	
Increase			M22-XD-S-X4 218170		M22-XDH-S-X4 218215	
Decrease			M22-XD-S-X5 218171		M22-XDH-S-X5 218216	
Reset			M22-XD-B-X6 218172		M22-XDH-B-X6 218217	
Directions of movement			M22-XD-S-X7 218173		M22-XDH-S-X7 218218	
			M22-XD-S-X8 218174		M22-XDH-S-X8 218219	
Hand			M22-XD-S-X9 218175		M22-XDH-S-X9 218220	
Automatic			M22-XD-S-X10 218176		M22-XDH-S-X10 218221	
Inch			M22-XD-S-X11 218177		M22-XDH-S-X11 218222	
Unlock			M22-XD-S-X12 218178		M22-XDH-S-X12 218223	
Unclamp			M22-XD-S-X13 218179		M22-XDH-S-X13 218224	
Clamp			M22-XD-S-X14 218180		M22-XDH-S-X14 218225	
Release			M22-XD-S-X15 218181		M22-XDH-S-X15 218226	
Liquid			M22-XD-S-X16 218182		M22-XDH-S-X16 218227	
Klaxon			M22-XD-S-X17 218183		M22-XDH-S-X17 218228	

**Notes**

1) Example: M22-X...-\*-\*





























- Symbol (new or from library, e.g. GB12)
- Colour: e.g. -R, -G, -B, -W, -Y

Letter height 3 mm: max. 8 characters in 1st line, 10 characters in 2nd line, 8 characters in 3rd line  
 Letter height 5 mm: max. 5 characters per line  
 Extra for quantities of  $\cong$  9 off + 50 %























## RMQ Titan

### Button Plates

Text	For use with	Colour	Type Article no.	Price See Price List	Std. pack
<b>Button plates for mushroom actuators</b>					
	M22(S)-DP(R)-...		M22-XDP-S 216435		10 off
			M22-XDP-W 216436		
			M22-XDP-R 216437		
			M22-XDP-G 216438		
			M22-XDP-Y 216439		
		With customized inscription <sup>1)</sup>	M22-XDP-*-* 216440		1 off
Zu	M22(S)-DP(R)-...		M22-XDP-S-D2 218272		10 off
Auf			M22-XDP-S-D3 218273		
Ab			M22-XDP-S-D4 218274		
Aus			M22-XDP-R-D5 218275		
Ein			M22-XDP-S-D6 218276		
Vorwärts			M22-XDP-S-D15 218277		
Rückwärts			M22-XDP-S-D16 218278		
Heben			M22-XDP-S-D17 218279		
Senken			M22-XDP-S-D18 218280		
STOP			M22-XDP-R-GB0 218281		
			M22-XDP-S-GB0 218282		
START			M22-XDP-G-GB1 218283		
			M22-XDP-W-GB1 218284		
CLOSE			M22-XDP-S-GB2 218285		
UP			M22-XDP-S-GB3 218286		
DOWN			M22-XDP-S-GB4 218287		
OFF			M22-XDP-R-GB5 218289		
ON			M22-XDP-S-GB6 218290		
TEST			M22-XDP-S-GB9 218288		
FORWARD			M22-XDP-S-GB15 218291		
REVERSE			M22-XDP-S-GB16 218292		
RAISE			M22-XDP-S-GB17 218293		
LOWER			M22-XDP-S-GB18 218294		

**RMQ Titan**  
Button Plates

For use with	Colour	Symbol	Type	Price	Std. pack
			Article no.	See Price List	
<b>Button plates for mushroom actuators</b>					
STOP	M22(S)-DP(R)-...		M22-XDP-R-X0 218157		10 off
			M22-XDP-S-X0 218158		
START			M22-XDP-G-X1 218254		
			M22-XDP-S-X1 218255		
			M22-XDP-W-X1 218256		
			M22-XDP-G-X2 218257		
			M22-XDP-S-X2 218258		
Increase			M22-XDP-S-X4 218259		
Decrease			M22-XDP-S-X5 218260		
Directions of movement			M22-XDP-S-X7 218261		
			M22-XDP-S-X8 218262		
Hand			M22-XDP-S-X9 218263		
Automatic			M22-XDP-S-X10 218264		
Inch			M22-XDP-S-X11 218265		
Unlock			M22-XDP-S-X12 218266		
Unclamp			M22-XDP-S-X13 218267		
Clamp			M22-XDP-S-X14 218268		
Release			M22-XDP-S-X15 218269		
Liquid			M22-XDP-S-X16 218270		
Klaxon			M22-XDP-S-X17 218271		

**Notes**

1) Example: M22-X...-\*-\*




























Symbol (new or from library, e.g. GB12)

Colour: e.g. -R, -G, -B, -W, -Y




















Letter height 3 mm: max. 8 characters in 1st line, 10 characters in 2nd line, 8 characters in 3rd line  
 Letter height 5 mm: max. 5 characters per line  
 Extra for quantities of  $\leq 9$  off + 50 %



## RMQ Titan Lenses

Text	For use with	Colour	Style: flush	Price	Style: extended	Std. pack
			Type Article no.		Type Article no.	
<b>Lenses for indicator lights</b>						
	M22-L-X M22-LC-X		M22-XL-W 216453		M22-XLH-W 216459	10 off
			M22-XL-R 216454		M22-XLH-R 216460	
			M22-XL-G 216455		M22-XLH-G 216461	
			M22-XL-Y 216456		M22-XLH-Y 216462	
			M22-XL-B 216457		M22-XLH-B 216463	
		With customized inscription <sup>1)</sup>	M22-XL-*-* 216458		-	1 off
Zu	M22-L-X M22-LC-X		M22-XL-W-D2 218403		-	10 off
Auf			M22-XL-W-D3 218404		-	
Ab			M22-XL-W-D4 218405		-	
Aus			M22-XL-R-D5 218406		-	
Ein			M22-XL-W-D6 218407		-	
Vorwärts			M22-XL-W-D15 218408		-	
Rückwärts			M22-XL-W-D16 218409		-	
Heben			M22-XL-W-D17 218410		-	
Senken			M22-XL-W-D18 218411		-	
STOP			M22-XL-R-GB0 218412		-	
			M22-XL-W-GB0 218413		-	
START			M22-XL-G-GB1 218414		-	
			M22-XL-W-GB1 218415		-	
CLOSE			M22-XL-W-GB2 218416		-	
UP			M22-XL-W-GB3 218417		-	
DOWN			M22-XL-W-GB4 218418		-	
OFF			M22-XL-R-GB5 218420		-	
ON			M22-XL-W-GB6 218421		-	
TEST			M22-XL-W-GB9 218419		-	
FORWARD			M22-XL-W-GB15 218422		-	
REVERSE			M22-XL-W-GB16 218423		-	
RAISE			M22-XL-W-GB17 218424		-	
LOWER			M22-XL-W-GB18 218425		-	

**RMQ Titan**  
Lenses

For use with	Colour Symbol	Style: flush Type Article no.	Price See Price List	Std. pack
<b>Lenses for indicator lights</b>				
STOP	M22-L-X		M22-XL-R-X0 218163	10 off
	M22-LC-X		M22-XL-W-X0 218164	
START		M22-XL-G-X1 218384		
		M22-XL-W-X1 218385		
		M22-XL-G-X2 218386		
Increase		M22-XL-W-X2 218387		
		M22-XL-G-X4 218388		
Decrease		M22-XL-W-X5 218389		
Directions of movement		M22-XL-W-X7 218390		
		M22-XL-W-X8 218391		
Hand		M22-XL-W-X9 218392		
Automatic		M22-XL-W-X10 218393		
Inch		M22-XL-W-X11 218394		
Unlock		M22-XL-W-X12 218395		
Unclamp		M22-XL-W-X13 218396		
Clamp		M22-XL-W-X14 218399		
Release		M22-XL-W-X15 218400		
Liquid		M22-XL-W-X16 218401		
Klaxon		M22-XL-W-X17 218402		

**Notes** 1) Example: M22-X...-\*-\*

- └ Symbol (new or from library, e.g. GB12)
- └ Colour: e.g. -R, -G, -B, -W, -Y































Letter height 3 mm: max. 8 characters in 1st line, 10 characters in 2nd line, 8 characters in 3rd line  
 Letter height 5 mm: max. 5 characters per line  
 Extra for quantities of  $\geq 9$  off + 50 %

























## RMQ Titan

### Button Lenses

Text	For use with	Colour	Style: flush	Price	Style: extended	Std. pack
			Type Article no.		Type Article no.	
<b>Button lenses for illuminated push-button actuators</b>						
	M22(S)-DL-X M22(S)-DRL-X		M22-XDL-W 216441		M22-XDLH-W 216447	10 off
			M22-XDL-R 216442		M22-XDLH-R 216448	
			M22-XDL-G 216443		M22-XDLH-G 216449	
			M22-XDL-Y 216444		M22-XDLH-Y 216450	
			M22-XDL-B 216445		M22-XDLH-B 216451	
		With customized inscription <sup>1)</sup>	M22-XDL-*. * 216446		M22-XDLH-*. * 216452	1 off
Zu	M22(S)-DL-X M22(S)-DRL-X		M22-XDL-W-D2 218316		M22-XDLH-W-D2 218359	10 off
Auf			M22-XDL-W-D3 218317		M22-XDLH-W-D3 218360	
Ab			M22-XDL-W-D4 218318		M22-XDLH-W-D4 218361	
Aus			M22-XDL-R-D5 218319		M22-XDLH-R-D5 218362	
Ein			M22-XDL-W-D6 218320		M22-XDLH-W-D6 218363	
Entsperren			M22-XDL-B-D14 218321		M22-XDLH-B-D14 218364	
Vorwärts			M22-XDL-W-D15 218322		M22-XDLH-W-D15 218365	
Rückwärts			M22-XDL-W-D16 218323		M22-XDLH-W-D16 218366	
Heben			M22-XDL-W-D17 218324		M22-XDLH-W-D17 218367	
Senken			M22-XDL-W-D18 218325		M22-XDLH-W-D18 218368	
STOP			M22-XDL-R-GB0 218326		M22-XDLH-R-GB0 218369	
			M22-XDL-W-GB0 218327		M22-XDLH-W-GB0 218370	
START			M22-XDL-G-GB1 218328		M22-XDLH-G-GB1 218371	
			M22-XDL-W-GB1 218329		M22-XDLH-W-GB1 218372	
CLOSE			M22-XDL-W-GB2 218330		M22-XDLH-W-GB2 218373	
UP			M22-XDL-W-GB3 218331		M22-XDLH-W-GB3 218374	
DOWN			M22-XDL-W-GB4 218332		M22-XDLH-W-GB4 218375	
OFF			M22-XDL-R-GB5 218334		M22-XDLH-R-GB5 218377	
ON			M22-XDL-W-GB6 218335		M22-XDLH-W-GB6 218378	
TEST			M22-XDL-W-GB9 218333		M22-XDLH-W-GB9 218376	
RESET			M22-XDL-B-GB14 218336		M22-XDLH-B-GB14 218379	
FORWARD			M22-XDL-W-GB15 218337		M22-XDLH-W-GB15 218380	
REVERSE			M22-XDL-W-GB16 218338		M22-XDLH-W-GB16 218381	
RAISE			M22-XDL-W-GB17 218339		M22-XDLH-W-GB17 218382	
LOWER			M22-XDL-W-GB18 218340		M22-XDLH-W-GB18 218383	

**RMQ Titan**  
Button Lenses

	For use with	Colour Symbol	Style: flush	Price	Style: extended	Std. pack
			Type Article no.		Type Article no.	
<b>Button lenses for illuminated push-button actuators</b>						
STOP	M22(S)-DL-X M22(S)-DRL-X		M22-XDL-R-X0 218159		M22-XDLH-R-X0 218161	10 off
			M22-XDL-W-X0 218160		M22-XDLH-W-X0 218162	
START			M22-XDL-G-X1 218295		M22-XDLH-G-X1 218341	
			M22-XDL-W-X1 218296		M22-XDLH-W-X1 218342	
			M22-XDL-G-X2 218297		M22-XDLH-G-X2 218343	
			M22-XDL-W-X2 218301		M22-XDLH-W-X2 218344	
Increase			M22-XDL-W-X4 218302		M22-XDLH-W-X4 218345	
Decrease			M22-XDL-W-X5 218303		M22-XDLH-W-X5 218346	
Reset			M22-XDL-B-X6 218304		M22-XDLH-B-X6 218347	
Directions of movement			M22-XDL-W-X7 218305		M22-XDLH-W-X7 218348	
			M22-XDL-W-X8 218306		M22-XDLH-W-X8 218349	
Hand			M22-XDL-W-X9 218307		M22-XDLH-W-X9 218350	
Automatic			M22-XDL-W-X10 218308		M22-XDLH-W-X10 218351	
Inch			M22-XDL-W-X11 218309		M22-XDLH-W-X11 218352	
Unlock			M22-XDL-W-X12 218310		M22-XDLH-W-X12 218353	
Unclamp			M22-XDL-W-X13 218311		M22-XDLH-W-X13 218354	
Clamp			M22-XDL-W-X14 218312		M22-XDLH-W-X14 218355	
Release			M22-XDL-W-X15 218313		M22-XDLH-W-X15 218356	
Liquid			M22-XDL-W-X16 218314		M22-XDLH-W-X16 218357	
Klaxon			M22-XDL-W-X17 218315		M22-XDLH-W-X17 218358	

**Notes**

1) Example: M22-X...-\*-\*




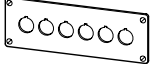


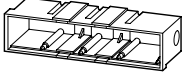

- └ Symbol (new or from library, e.g. GB12)
- └ Colour: e.g. -R, -G, -B, -W, -Y

Letter height 3 mm: max. 8 characters in 1st line, 10 characters in 2nd line, 8 characters in 3rd line  
 Letter height 5 mm: max. 5 characters per line  
 Extra for quantities of  $\leq 9$  off + 50 %



## RMQ Titan




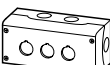
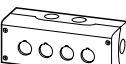
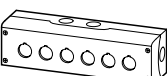
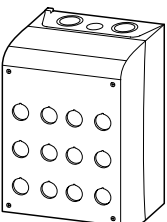
### Flush Mounting Panels, Shrouds

	Degree of protection	Number of locations	Colour <sup>1)</sup>	Cable entry knockouts Quantity × M20	Type Article no.	Price See Price List	Std. pack
<b>Flush mounting panels</b>							
Legend plates cannot be used if push-buttons are fitted in vertical column Without apertures, if required							
							
Aluminium with yellow paint finish for Emergency-Stop buttons	IP54	1		–	<b>M22-EY1</b> 216542		5 off
Aluminium, light anodized	IP54	1		–	<b>M22-E1</b> 216541		5 off
		2		–	<b>M22-E2</b> 216543		
		3		–	<b>M22-E3</b> 216544		
		4		–	<b>M22-E4</b> 216545		
		5		–	<b>M22-E5</b> 216546		
		6		–	<b>M22-E6</b> 216547	1 off	
							
<b>Shrouds</b>							
Plastic, light grey							
	IP55	1		3	<b>M22-H1</b> 216548		1 off
		2		4	<b>M22-H2</b> 216549		
		3		4	<b>M22-H3</b> 216550		
	IP40	4		4	<b>M22-H4</b> 216551		
		5		5	<b>M22-H5</b> 216552		
		6		6	<b>M22-H6</b> 216553		
							
<b>Set of plaster keys</b>							
Consists of two plaster keys as an aid to flush mounting of shrouds in plaster							
	–	–	–	–	<b>M22-UPE</b> 216554		1 off

## Notes

<sup>1)</sup> Yellow RAL 1004,  
light grey RAL 7035

**RMQ Titan**  
Surface Mounting Enclosures







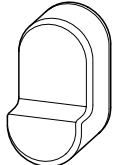
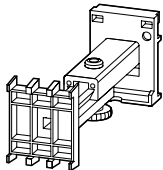
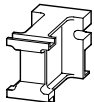



	Number of locations	Cable entry knockouts		Colour <sup>1)</sup>	Type	Price	Std. pack
		Bottom	Sides		Article no.	See Price List	
		Quantity × M...					
<b>Surface mounting enclosure, IP66</b> <span style="border: 1px solid black; padding: 2px;">totally insulated</span>							
With stainless steel screws							
For Emergency-Stop buttons							
	1	2 × 16	2 × 25/20 1 × 20	●	<b>M22-IY1</b> 216536		1 off
	1	2 × 16	2 × 25/20 1 × 20	●	<b>M22-I1</b> 216535		
	2	2 × 16	1 × 20 2 × 25/20	●	<b>M22-I2</b> 216537		
	3	2 × 16	2 × 25/20 2 × 20	●	<b>M22-I3</b> 216538		
	4	2 × 16	2 × 25/20 2 × 20	●	<b>M22-I4</b> 216539		
	6	2 × 16	2 × 25/20 2 × 20	●	<b>M22-I6</b> 216540		
<b>Surface mounting enclosures, IP55</b> <span style="border: 1px solid black; padding: 2px;">totally insulated</span>							
	12	2 × 32/25	4 × 32/25 2 × 20	●	<b>M22-I12</b> 222688		1 off

**Notes**

<sup>1)</sup> Colour: yellow RAL 1004, enclosure cover light grey RAL 7035, enclosure base anthracite RAL 9005



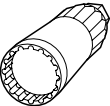
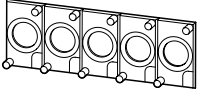
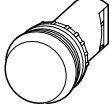
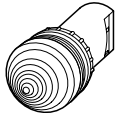

## RMQ Titan

### Accessories

	For use with	Colour	Type Article no.	Price See Price List	Std. pack
<b>Blanking plugs, IP66</b>					
	For blanking off reserve locations		<b>M22S-B</b> 216390		50 off
			<b>M22S-B-GVP</b> 216391		250 off
			<b>M22-B</b> 216388		50 off
			<b>M22-B-GVP</b> 216389		250 off
<b>Actuator diaphragms for IP67</b>					
Transparent diaphragms for severe environmental conditions and use in the food industry. Do not use with legend plates since degree of protection is not guaranteed					
	M22(S)-D(R)-... push-button actuators M22(S)-DL-..., M22(S)-DRL-... illuminated push-button actuators M22-L(C)-... flush indicator lights		<b>M22-T-D</b> 216395		10 off
	M22(S)-DD(L)-... double actuators		<b>M22-T-DD</b> 216396		10 off
					
<b>Telescopic clip</b>					
For adjusting depth of rear mounting devices in CI enclosures and panels with a mounting depth of 115 – 155 mm. Stepless adjustment, screw fixing and snap fitting (top-hat rail to EN 50 022). Maximum of 10 × M22-TC per enclosure, 5 of which can hold stay-put actuators. Do not use with Emergency-Stop actuators.					
	For 3 contact/LED elements, base fixing, with centring adapter.		<b>M22-TC</b> 216398		10 off
<b>Extension</b>					
	For telescopic clip: for mounting depths up to 205 mm		<b>M22-TCV</b> 225527		1 off
<b>Centring adapter</b>					
	For use with M22-TC telescopic clip		<b>M22-ZA</b> 216399		10 off
<b>IVS top-hat rail adapter</b>					
	For EN 50 022 top-hat rail For front fixing		<b>M22-IVS</b> 216400		1 off
<b>Plunger bridge</b>					
	For middle contact on 3-position selector switch, non-illuminated (1 off), black		<b>M22-XW</b> 216405		10 off

## RMQ Titan

### Accessories




	For use with	Colour	Type Article no.	Price See Price List	Std. pack	
<b>Threaded ring</b> M22 × 1.5 mm 			M22-GR 216401		50 off	
			M22-GR-GVP 216404		500 off	
<b>Set of adapter rings 30/22.3 mm</b> Black, consists of adapter ring and lock nut 	For fitting 22.3 mm diameter buttons into 30.5 mm diameter holes	●	M22S-R30 216408		10 off	
<b>Combination box spanner</b> 	For threaded ring	—	M22-MS 216402		5 off	
<b>Fixing plate</b> 	For fixing shrouds (M22-H...) to the M22-E... flush mounting panel for 5 locations	●	M22-XE5 218945		1 off	
<b>Indicator lights, Compact, IP67, 69K</b> Flush, with BA 9s lamp socket 		○	M22-LC-W 216907		10 off	
		●	M22-LC-R 216908			
		●	M22-LC-G 216909			
		●	M22-LC-Y 216910			
		●	M22-LC-B 216911			
		Without lens	M22-LC-X 216912			
	Extended, with BA 9s lamp socket 		○	M22-LCH-W 216914		
			●	M22-LCH-R 216915		
			●	M22-LCH-G 216916		
			●	M22-LCH-Y 216917		
		●	M22-LCH-B 216918			
<b>Bulb extractor</b> 	For M22-LC(H)... For Compact indicator lights	—	M22-LG 216403		5 off	
<b>Inscription and selection software</b>			M22-TITAN-SELECT 222888		1 off	
<b>Sheet of adhesive labels</b>			XGKE-GE 207517		25 off <sup>1)</sup>	

## Notes

<sup>1)</sup> 1 off = 1 sheet  
240 labels per sheet

## RMQ Titan

### Accessories

	Service life to EN 60 064	Colour	Type Article no.	Price See Price List	Std. pack
<p><b>Blade terminal to DIN 46 244</b> 1 × 6.3 × 0.8/2 × 2.8 × 0.8 mm</p>					
	$t_{\text{mean}} \text{ (AC)}$ at $T_a = +25 \text{ }^\circ\text{C}$				
For contact and lamp socket elements Use insulated ferrules to DIN 46 245.			<b>BT483</b> 059904		100 off
<p><b>BA 9s filament bulbs for Compact indicator lights</b> Maximum length 28 mm, diameter 10 mm Made from selected, high-quality components</p>					
					
110 – 130 V/2.4 W	2000 h		<b>GL130</b> 074200		50 off
6 V/2.0 W	5000 h		<b>GL6</b> 078946		
12 V/2.0 W	5000 h		<b>GL12</b> 071827		
24 V/2.0 W	5000 h		<b>GL24</b> 062570		
48 V/2.0 W	5000 h		<b>GL48</b> 076573		
60 V/2.0 W	5000 h		<b>GL60</b> 081319		
24 V/1.2 W	5000 h		<b>GL24-1.2</b> 045097		
<p><b>BA 9s neon bulbs for Compact indicator lights</b> Maximum length 28 mm, diameter 10 mm</p>					
110 – 130 V AC/0.1 W	20000 h		<b>GIL110K</b> 055211		50 off
220 – 240 V AC/0.33 W	20000 h		<b>GIL220K</b> 057584		50 off
<p><b>BA 9s single-chip LEDs for Compact indicator lights</b> For AC and DC (positive pole connected to X1), protected against polarity reversal Built-in suppressor circuit up to 1500 V</p>					
					
18 – 30 V AC/DC/15 mA	100000 h	○	<b>LED-W</b> 203962		10 off
18 – 30 V AC/DC/15 mA	100000 h	●	<b>LED-R</b> 203960		
18 – 30 V AC/DC/15 mA	100000 h	●	<b>LED-G</b> 203959		
18 – 30 V AC/DC/15 mA	100000 h	●	<b>LED-Y</b> 203963		
18 – 30 V AC/DC/15 mA	100000 h	●	<b>LED-B</b> 203961		
<p><b>BA 9s flashing LEDs for Compact indicator lights</b> For DC (positive pole connected to X1), protected against polarity reversal LED flash rate ≈ 1.1 Hz, Built-in suppressor circuit up to 1500 V</p>					
24 V DC/0.5 W	20000 h (DC)	●	<b>LED-GE24B</b> 013195		10 off
24 V DC/0.5 W	20000 h (DC)	●	<b>LED-GN24B</b> 015568		
24 V DC/0.5 W	20000 h (DC)	●	<b>LED-RT24B</b> 017941		

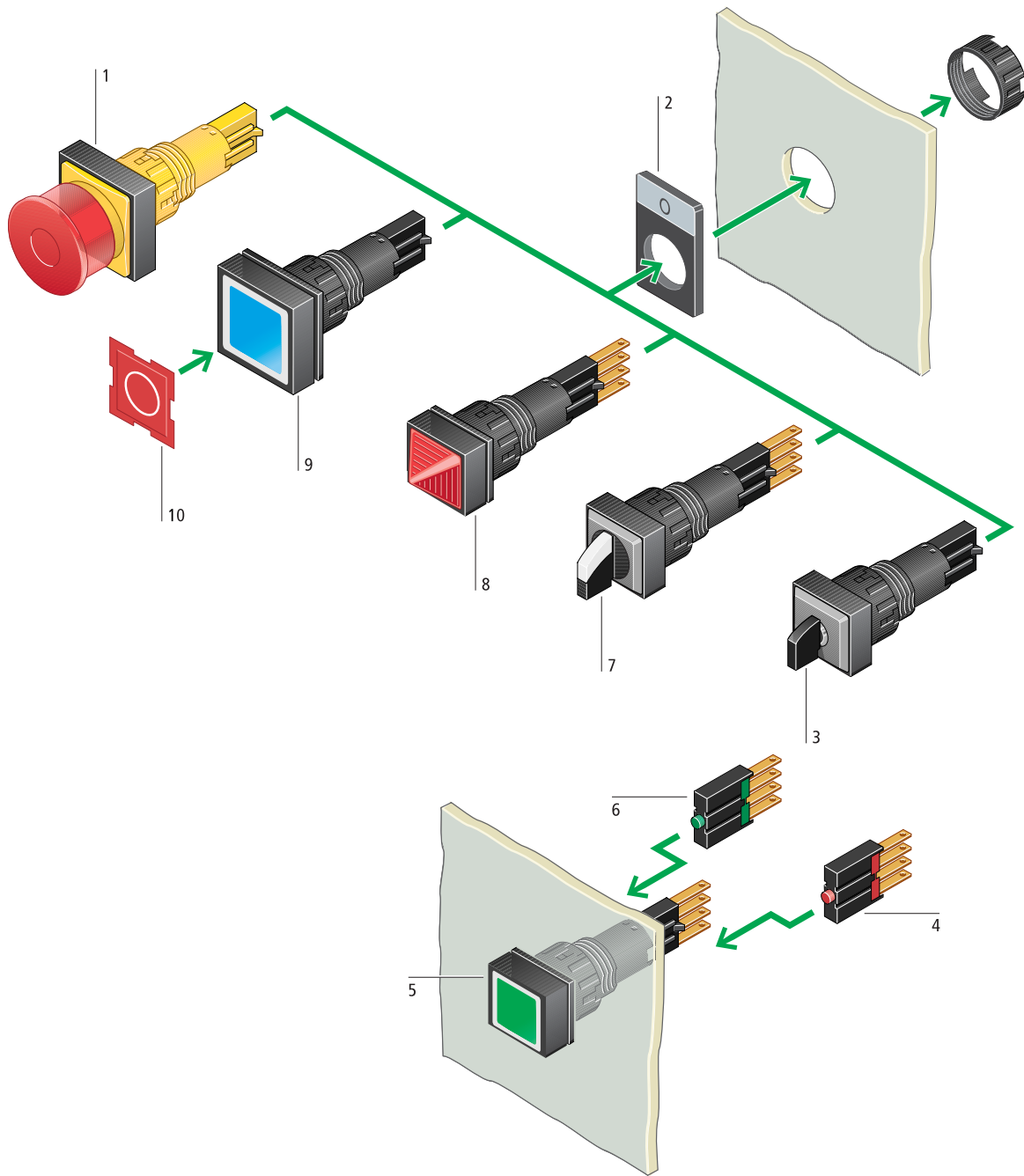
**RMQ Titan**  
Notes

---





# RMQ16 System Overview

Control Circuit Devices



## RMQ16

### System Overview


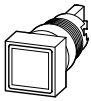


















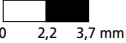


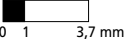

<p><b>Emergency-Stop actuators</b> 1</p> <p>Tamper proof to ISO 13 850/EN 418</p> <hr/> <p>Illuminated and non-illuminated</p> <p>Additional plates with and without text</p> <hr/> <div style="display: flex; justify-content: space-around;">   </div> <hr/> <p>→ Page 02/051</p> <hr/> <p><b>Label mounts</b> 2</p> <p>For insert plates</p> <p>Colour: light grey, black, yellow</p> <p>Insert plates with and without text</p> <hr/> <p>→ Page 02/056</p> <hr/> <p><b>Key-operated actuators</b> 3</p> <p>Two or three positions</p> <p>Switching angle 45°</p> <p>Spring-return and stay-put</p> <p>Various lock mechanisms</p> <hr/> <p>→ Page 02/046</p>	<p><b>Break contact element (red)</b> 4</p> <p>With blade terminal</p> <p>Universal contacts suitable for use with electronic devices</p> <p>Positive opening safety function to IEC/EN 60 947-5 -1</p> <hr/> <p>→ Page 02/044</p> <hr/> <p><b>Illuminated push-button actuators</b> 5</p> <p>Spring-return and stay-put</p> <p>Interchangeable insert plates</p> <p>Colours: white, green, red, yellow, blue</p> <hr/> <p>→ Page 02/045</p> <hr/> <p><b>Make contact element (green)</b> 6</p> <p>With blade terminal</p> <p>Universal contacts suitable for use with electronic devices</p> <hr/> <p>→ Page 02/044</p> <hr/> <p><b>Selector switch actuators</b> 7</p> <p>Two or three positions</p> <p>Switching angle 45°</p> <p>Spring-return and stay-put</p> <p>Illuminated selector switch actuators with integral lamp socket</p> <p>Colours: white, green, red</p> <hr/> <p>→ Page 02/046</p>	<p><b>Indicator lights</b> 8</p> <p>Flush and conical versions</p> <p>Integral lamp socket</p> <p>For filament bulbs and LEDs</p> <p>Colours: white, green, red, yellow, blue</p> <hr/> <p>→ Page 02/050</p> <hr/> <p><b>Push-button actuators</b> 9</p> <p>Spring-return and stay-put</p> <p>Interchangeable button plates</p> <p>Colours: white, green, red, yellow, blue, black</p> <hr/> <p>→ Page 02/044</p> <hr/> <p><b>Button plates/insert plates</b> 10</p> <p>Abrasion-proof button plates for push-button actuators</p> <p>Transparent insert plates for illuminated push-button actuators and indicator lights</p> <p>With and without text</p> <p>With standard texts and symbols</p> <hr/> <p>→ Page 02/052</p>
--	---	---

#### Product features

- Front dimension and minimum grid dimensions 18 × 18 mm or 25 × 25 mm
- Mounting diameter 16.2 mm to EN 50 007
- Degree of protection IP65
- Switching of different potentials
- Can be used with electronic devices to IEC/EN 61 131-2
- Technical data to IEC/EN 60 947-5-1
- Approved throughout the world

## RMQ16

## Push-Button Actuators, Contact Elements




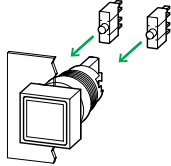

























		Contacts M = Make, B = Break, ⊕ = Positive opening safety function to IEC/EN 60 947-5-1	Button plate	 <b>Square style</b> Front dimensions:		Price	Std. pack	
				18 × 18 mm <b>Type</b> Article no.	25 × 25 mm <b>Type</b> Article no.	See Price List		
<b>Push-button actuators, IP65</b>								
<b>Spring-return</b>								
				<b>Q18D-11</b> 086332	<b>Q25D-11</b> 090471		10 off	
				<b>Q18D-10</b> 086299	<b>Q25D-10</b> 090421			
				<b>Q18D-20</b> 054041	<b>Q25D-20</b> 054038			
				<b>Q18D-19</b> 054040	<b>Q25D-19</b> 054039			
				<b>Q18D-SW</b> 086788	<b>Q25D-SW</b> 087230		10 off	
				<b>Q18D-WS</b> 086752	<b>Q25D-WS</b> 086808			
				<b>Q18D-GN</b> 086450	<b>Q25D-GN</b> 086409			
				<b>Q18D-RT</b> 086713	<b>Q25D-RT</b> 086444			
				<b>Q18D-GE</b> 086417	<b>Q25D-GE</b> 086343			
				<b>Q18D-BL</b> 086384	<b>Q25D-BL</b> 086328			
		Without		<b>Q18D-X</b> 093623	<b>Q25D-X</b> 093624			
	<b>Stay-put</b>							
					<b>Q18DR-SW</b> 086269	<b>Q25DR-SW</b> 088739		10 off
				<b>Q18DR-WS</b> 086243	<b>Q25DR-WS</b> 088701			
				<b>Q18DR-GN</b> 086176	<b>Q25DR-GN</b> 088531			
				<b>Q18DR-RT</b> 086209	<b>Q25DR-RT</b> 088627			
				<b>Q18DR-GE</b> 090482	<b>Q25DR-GE</b> 088404			
				<b>Q18DR-BL</b> 090241	<b>Q25DR-BL</b> 088110			
	Without			<b>Q18DR-X</b> 093625	<b>Q25DR-X</b> 093626			
<b>Contact Elements<sup>1)</sup></b>								
Admissible operational voltage: 5 – 250 V								
	1 M				<b>E10</b> 090351	<b>E10</b> 090351	50 off	
	1 B ⊕				<b>E01</b> 090401	<b>E01</b> 090401	50 off	

## Notes

<sup>1)</sup>  $\begin{matrix} |_{xy} \\ |_{xy} \end{matrix}$  x = Sequence numbers on front element  
y = Function numbers on contact element

**RMQ16**

**Illuminated Push-Button Actuators, Contact Elements**


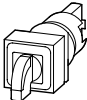
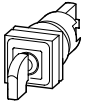

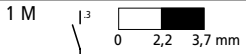
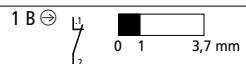
		 <b>Square style</b> Front dimensions:				
		18 × 18 mm	25 × 25 mm			
Lens	Type	Type	Type	Price	Std. pack	Notes
	Article no.	Article no.	Article no.	See Price List		
<b>Illuminated push-button actuators, IP65</b>						
Spring-return Without filament bulb  		<b>Q18LT-WS</b> 089202	<b>Q25LT-WS</b> 086262		10 off	
		<b>Q18LT-GN</b> 089067	<b>Q25LT-GN</b> 086206			
		<b>Q18LT-RT</b> 089776	<b>Q25LT-RT</b> 086238			
		<b>Q18LT-GE</b> 088808	<b>Q25LT-GE</b> 086173			
		<b>Q18LT-BL</b> 088764	<b>Q25LT-BL</b> 090479			
With filament bulb, 24 V  		<b>Q18LT-WS/WB</b> 088561	<b>Q25LT-WS/WB</b> 090226		10 off	Accessories Assembly aids and accessories Page 02/059
		<b>Q18LT-GN/WB</b> 088509	<b>Q25LT-GN/WB</b> 089190			
		<b>Q18LT-RT/WB</b> 088537	<b>Q25LT-RT/WB</b> 089998			
		<b>Q18LT-GE/WB</b> 088449	<b>Q25LT-GE/WB</b> 089137			
		<b>Q18LT-BL/WB</b> 088338	<b>Q25LT-BL/WB</b> 089102			
Stay-put Without filament bulb  		<b>Q18LTR-WS</b> 088123	<b>Q25LTR-WS</b> 087232		10 off	
		<b>Q18LTR-GN</b> 087831	<b>Q25LTR-GN</b> 086812			
		<b>Q18LTR-RT</b> 087918	<b>Q25LTR-RT</b> 086840			
		<b>Q18LTR-GE</b> 087764	<b>Q25LTR-GE</b> 086784			
		<b>Q18LTR-BL</b> 086813	<b>Q25LTR-BL</b> 086739			
With filament bulb, 24 V  		<b>Q18LTR-WS/WB</b> 086708	<b>Q25LTR-WS/WB</b> 086447		10 off	
		<b>Q18LTR-GN/WB</b> 086413	<b>Q25LTR-GN/WB</b> 086380			
		<b>Q18LTR-RT/WB</b> 086448	<b>Q25LTR-RT/WB</b> 086412			
		<b>Q18LTR-GE/WB</b> 086382	<b>Q25LTR-GE/WB</b> 086346			
		<b>Q18LTR-BL/WB</b> 086348	<b>Q25LTR-BL/WB</b> 086330			
<b>Contact elements<sup>1)</sup></b>						
Admissible operational voltage: 5 – 250 V						
	1 M		<b>E10</b> 090351	<b>E10</b> 090351	50 off	
	1 B ⊖		<b>E01</b> 090401	<b>E01</b> 090401	50 off	

**Notes**

<sup>1)</sup>  $\begin{matrix} |_{xy} \\ |_{xy} \end{matrix}$  x = Sequence numbers on front element  
y = Function numbers on contact element

**RMQ16**

Selector Switch Actuators, Key-Operated Actuators, Contact Elements

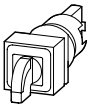
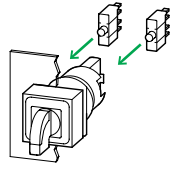
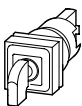



						 <b>Square style</b> Front dimensions:			
						18 × 18 mm	25 × 25 mm		
						<b>Type</b>	<b>Type</b>	<b>Price</b>	
						Article no.	Article no.	See Price List	
↙ Function = Stay-put ↘ = Spring-return		Contacts M = Make, B = Break, ⊕ = Positive opening safety function to IEC/EN 60 947-5-1		Key withdrawable in position		Colour			
<b>Selector switch actuators, IP65, 2 positions</b>									
With VS anti-rotation feature									
	↘	45°				<b>Q18WK1</b> 036515	<b>Q25WK1</b> 036599		5 off
	↙	45°				<b>Q18WK1R</b> 036598	<b>Q25WK1R</b> 036600		5 off
<b>Key-operated actuators, IP65, 2 positions</b>									
With 1 key and VS anti-rotation feature									
	↘	45°		0	●	<b>Q18S1</b> 038806	<b>Q25S1</b> 038773		5 off
	↙	45°		0	I	<b>Q18S1R</b> 038805	<b>Q25S1R</b> 038772		
	↙	45°		0		<b>Q18S1R-A1</b> 072312	<b>Q25S1R-A1</b> 072376		
Other individual lock mechanisms (each colour corresponds to one lock mechanism)	↘	45°		0	●	<b>Q18S1-GN</b> 062148	<b>Q25S1-GN</b> 062150		1 off
	↙	45°		0	I	<b>Q18S1R-GN</b> 062151	<b>Q25S1R-GN</b> 062108		
	↘	45°		0	●	<b>Q18S1-RT</b> 046841	<b>Q25S1-RT</b> 046843		
	↙	45°		0	I	<b>Q18S1R-RT</b> 046837	<b>Q25S1R-RT</b> 046839		
	↘	45°		0	○	<b>Q18S1-WS</b> 046849	<b>Q25S1-WS</b> 046851		
	↙	45°		0	I	<b>Q18S1R-WS</b> 046845	<b>Q25S1R-WS</b> 046847		
	↘	45°		0	●	<b>Q18S1-BL</b> 045959	<b>Q25S1-BL</b> 046835		
↙	45°		0	I	<b>Q18S1R-BL</b> 062814	<b>Q25S1R-BL</b> 045502			
<b>Contact elements<sup>1)</sup></b>									
Admissible operational voltage: 5 – 250 V									
	1 M				●	<b>E10</b> 090351	<b>E10</b> 090351		50 off
	1 B ⊕				●	<b>E01</b> 090401	<b>E01</b> 090401		50 off

**Notes**

<sup>1)</sup>  $\begin{matrix} |_{xy} \\ |_{xy} \end{matrix}$  x = Sequence numbers on front element  
y = Function numbers on contact element

**RMQ16**

Selector Switch Actuators, Key-Operated Actuators, Contact Elements

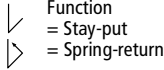
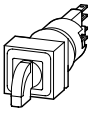






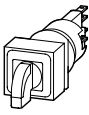

















		Square style Front dimensions:		Colour	Type Article no.	Type Article no.	Price See Price List	Std. pack	Notes
Function = Stay-put = Spring-return	Key withdrawable in position	18 × 18 mm	25 × 25 mm						
<b>Selector switch actuators, IP65, 3 positions</b>									
With VS anti-rotation feature									
	45°	↕	45°		<b>Q18WK3</b> 072308	<b>Q25WK3</b> 072372		5 off	
	45°	↓	45°		<b>Q18WK3R</b> 072309	<b>Q25WK3R</b> 072373			
	45°	↘	45°		<b>Q18WK3R1</b> 072310	<b>Q25WK3R1</b> 072374			
	45°	↙	45°		<b>Q18WK3R2</b> 072311	<b>Q25WK3R2</b> 072375			
<b>Key-operated actuators, IP65, 3 positions</b>									
With VS anti-rotation feature									
	45°	↕	45°	0	●	<b>Q18S3</b> 072313	<b>Q25S3</b> 072377	5 off	Accessories Assembly aids and accessories
	45°	↓	45°	I 0 II	●	<b>Q18S3R</b> 072314	<b>Q25S3R</b> 072378	5 off	
	45°	↘	45°	0	●	<b>Q18S3R-A1</b> 072315	<b>Q25S3R-A1</b> 072379	1 off	
	45°	↓	45°	I 0	●	<b>Q18S3R-A2</b> 072316	<b>Q25S3R-A2</b> 072380		
	45°	↘	45°	0 II	●	<b>Q18S3R-A3</b> 072317	<b>Q25S3R-A3</b> 072381		
	45°	↙	45°	I 0	●	<b>Q18S3R-A4</b> 072318	<b>Q25S3R-A4</b> 072382		
	45°	↘	45°	0	●	<b>Q18S3R-A5</b> 072319	<b>Q25S3R-A5</b> 072383		
	45°	↕	45°	0 II	●	<b>Q18S3R-A6</b> 072320	<b>Q25S3R-A6</b> 072384		
	45°	↙	45°	0	●	<b>Q18S3R-A7</b> 072321	<b>Q25S3R-A7</b> 072385		
	Other individual lock mechanisms (each colour corresponds to one lock mechanism)	45°	↕	45°	0	●	<b>Q18S3-GN</b> 062149	<b>Q25S3-GN</b> 062153	
45°		↓	45°	I 0 II	●	<b>Q18S3R-GN</b> 062152	<b>Q25S3R-GN</b> 062147		
45°		↕	45°	0	●	<b>Q18S3-RT</b> 046842	<b>Q25S3-RT</b> 046844		
45°		↓	45°	I 0 II	●	<b>Q18S3R-RT</b> 046838	<b>Q25S3R-RT</b> 046840		
45°		↕	45°	0	○	<b>Q18S3-WS</b> 046850	<b>Q25S3-WS</b> 046852		
45°		↓	45°	I 0 II	○	<b>Q18S3R-WS</b> 046846	<b>Q25S3R-WS</b> 046848		
45°		↕	45°	0	●	<b>Q18S3-BL</b> 046368	<b>Q25S3-BL</b> 046836		
45°		↓	45°	I 0 II	●	<b>Q18S3R-BL</b> 064430	<b>Q25S3R-BL</b> 045646		
<b>Contact elements<sup>1)</sup></b>									
Admissible operational voltage: 5 – 250 V									
	1 M			●	<b>E10</b> 090351	<b>E10</b> 090351		50 off	
	1 B ⊕			●	<b>E01</b> 090401	<b>E01</b> 090401		50 off	

**Notes**

<sup>1)</sup>  $\begin{matrix} |xy \\ | \\ xy \end{matrix}$  x = Sequence numbers on front element  
y = Function numbers on contact element

## RMQ16

## Illuminated Selector Switch Actuators, Contact Elements


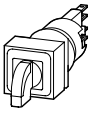

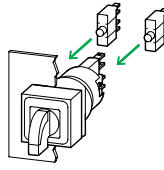





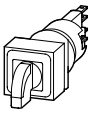

















				Square style Front dimensions:					
				18 × 18 mm	25 × 25 mm				
				Type	Type	Price		Std. pack	
				Article no.	Article no.	See Price List			
 <p>Function = Stay-put = Spring-return</p>		<p>Contacts M = Make, B = Break, ⊕ = Positive opening safety function to IEC/EN 60 947-5-1</p>		<p>Thumb-grip colour</p>					
<b>Illuminated selector switch actuators, IP65, 2 positions</b>									
With VS anti-rotation feature Without filament bulb									
	↳	45°			<b>Q18LWK1-WS</b> 040349	<b>Q25LWK1-WS</b> 040658			5 off
	↳	45°			<b>Q18LWK1-RT</b> 039337	<b>Q25LWK1-RT</b> 040657			
	↳	45°			<b>Q18LWK1-GN</b> 039336	<b>Q25LWK1-GN</b> 040656			
	↵	45°			<b>Q18LWK1R-WS</b> 040376	<b>Q25LWK1R-WS</b> 040661			
	↵	45°			<b>Q18LWK1R-RT</b> 040351	<b>Q25LWK1R-RT</b> 040660			
	↵	45°			<b>Q18LWK1R-GN</b> 040350	<b>Q25LWK1R-GN</b> 040659			
<b>Illuminated selector switch actuators, IP65, 3 positions</b>									
With VS anti-rotation feature Without filament bulb									
	45°	↕	45°		<b>Q18LWK3-WS</b> 072322	<b>Q25LWK3-WS</b> 072358			5 off
	45°	↕	45°		<b>Q18LWK3-RT</b> 072323	<b>Q25LWK3-RT</b> 072359			
	45°	↕	45°		<b>Q18LWK3-GN</b> 072324	<b>Q25LWK3-GN</b> 072360			
	45°	↵	45°		<b>Q18LWK3R-WS</b> 072325	<b>Q25LWK3R-WS</b> 072361			
	45°	↵	45°		<b>Q18LWK3R-RT</b> 072326	<b>Q25LWK3R-RT</b> 072362			
	45°	↵	45°		<b>Q18LWK3R-GN</b> 072327	<b>Q25LWK3R-GN</b> 072363			
	45°	↵	45°		<b>Q18LWK3R1-WS</b> 072328	<b>Q25LWK3R1-WS</b> 072364			
	45°	↵	45°		<b>Q18LWK3R1-RT</b> 072329	<b>Q25LWK3R1-RT</b> 072365			
	45°	↵	45°		<b>Q18LWK3R1-GN</b> 072330	<b>Q25LWK3R1-GN</b> 072366			
	45°	↕	45°		<b>Q18LWK3R2-WS</b> 072331	<b>Q25LWK3R2-WS</b> 072367			
	45°	↕	45°		<b>Q18LWK3R2-RT</b> 072332	<b>Q25LWK3R2-RT</b> 072368			
	45°	↕	45°		<b>Q18LWK3R2-GN</b> 072333	<b>Q25LWK3R2-GN</b> 072369			
<b>Contact elements<sup>1)</sup></b>									
Admissible operational voltage: 5 – 250 V									
	1 M				<b>E10</b> 090351	<b>E10</b> 090351			50 off
	1 B ⊕				<b>E01</b> 090401	<b>E01</b> 090401			50 off

## Notes


- 1)  $\begin{matrix} |_{xy} \\ |_{xy} \end{matrix}$  x = Sequence numbers on front element  
y = Function numbers on contact element

**RMQ16**

**Illuminated Selector Switch Actuators, Contact Elements**

		 <b>Square style</b> Front dimensions:					
↙ Function = Stay-put ↘ = Spring-return	Thumb-grip colour	18 × 18 mm	25 × 25 mm	<b>Type</b>	<b>Price</b>	Std. pack	<b>Notes</b>
		<b>Type</b>	<b>Type</b>	See Price List			
		Article no.	Article no.				
<b>Illuminated selector switch actuators, IP65, 2 positions</b>							
With VS anti-rotation feature With filament bulb, 24 V							
	↘	45°		<b>Q18LWK1-WS/WB</b> 038978	<b>Q25LWK1-WS/WB</b> 040379	5 off	
	↘	45°		<b>Q18LWK1-RT/WB</b> 038930	<b>Q25LWK1-RT/WB</b> 040378		
	↘	45°		<b>Q18LWK1-GN/WB</b> 038883	<b>Q25LWK1-GN/WB</b> 040377		
	↙	45°		<b>Q18LWK1R-WS/WB</b> 039335	<b>Q25LWK1R-WS/WB</b> 040476		
	↙	45°		<b>Q18LWK1R-RT/WB</b> 039248	<b>Q25LWK1R-RT/WB</b> 040381		
	↙	45°		<b>Q18LWK1R-GN/WB</b> 039247	<b>Q25LWK1R-GN/WB</b> 040380		
<b>Illuminated selector switch actuators, IP65, 3 positions</b>							
With VS anti-rotation feature With filament bulb, 24 V							
	↙ ↘	45°		<b>Q18LWK3-WS/WB</b> 072334	<b>Q25LWK3-WS/WB</b> 072346	5 off	
	↙ ↘	45°		<b>Q18LWK3-RT/WB</b> 072335	<b>Q25LWK3-RT/WB</b> 072347		
	↙ ↘	45°		<b>Q18LWK3-GN/WB</b> 072336	<b>Q25LWK3-GN/WB</b> 072348		
	↙ ↓	45°		<b>Q18LWK3R-WS/WB</b> 072337	<b>Q25LWK3R-WS/WB</b> 072349		
	↙ ↓	45°		<b>Q18LWK3R-RT/WB</b> 072338	<b>Q25LWK3R-RT/WB</b> 072350		
	↙ ↓	45°		<b>Q18LWK3R-GN/WB</b> 072339	<b>Q25LWK3R-GN/WB</b> 072351		
	↙ ↘ ↓	45°		<b>Q18LWK3R1-WS/WB</b> 072340	<b>Q25LWK3R1-WS/WB</b> 072352		
	↙ ↘ ↓	45°		<b>Q18LWK3R1-RT/WB</b> 072341	<b>Q25LWK3R1-RT/WB</b> 072353		
	↙ ↘ ↓	45°		<b>Q18LWK3R1-GN/WB</b> 072342	<b>Q25LWK3R1-GN/WB</b> 072354		
	↙ ↘ ↘	45°		<b>Q18LWK3R2-WS/WB</b> 072343	<b>Q25LWK3R2-WS/WB</b> 072355		
	↙ ↘ ↘	45°		<b>Q18LWK3R2-RT/WB</b> 072344	<b>Q25LWK3R2-RT/WB</b> 072356		
	↙ ↘ ↘	45°		<b>Q18LWK3R2-GN/WB</b> 072345	<b>Q25LWK3R2-GN/WB</b> 072357		
<b>Contact elements<sup>1)</sup></b>							
Admissible operational voltage: 5 – 250 V							
	1 M			<b>E10</b> 090351	<b>E10</b> 090351	50 off	
	1 B ⊕			<b>E01</b> 090401	<b>E01</b> 090401	50 off	

**Notes**

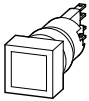























1)  x = Sequence numbers on front element  
y = Function numbers on contact element

**Accessories** Page  
Assembly aids and accessories 02/059







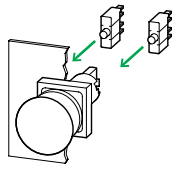

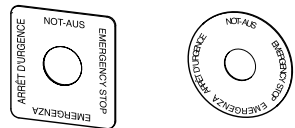


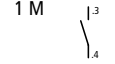

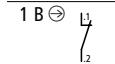

## RMQ16

### Indicator Lights

	Lens	Square style Front dimensions:		Price See Price List	Std. pack
		18 × 18 mm Type Article no.	25 × 25 mm Type Article no.		
<b>Indicator lights, IP65</b>					
Flush Without filament bulb  		<b>Q18LF-WS</b> 088406	<b>Q25LF-WS</b> 090228		10 off
		<b>Q18LF-GN</b> 088337	<b>Q25LF-GN</b> 090000		
		<b>Q18LF-RT</b> 088387	<b>Q25LF-RT</b> 090198		
		<b>Q18LF-GE</b> 088303	<b>Q25LF-GE</b> 089252		
		<b>Q18LF-BL</b> 088270	<b>Q25LF-BL</b> 089229		
With filament bulb, 24 V  		<b>Q18LF-WS/WB</b> 088059	<b>Q25LF-WS/WB</b> 089151		10 off
		<b>Q18LF-GN/WB</b> 087947	<b>Q25LF-GN/WB</b> 088828		
		<b>Q18LF-RT/WB</b> 088001	<b>Q25LF-RT/WB</b> 089104		
		<b>Q18LF-GE/WB</b> 087915	<b>Q25LF-GE/WB</b> 088798		
		<b>Q18LF-BL/WB</b> 087860	<b>Q25LF-BL/WB</b> 088761		
Conical Without filament bulb  		<b>Q18LH-WS</b> 088705	<b>Q25LH-WS</b> 086263		10 off
		<b>Q18LH-GN</b> 088629	<b>Q25LH-GN</b> 086207		
		<b>Q18LH-RT</b> 088655	<b>Q25LH-RT</b> 086241		
		<b>Q18LH-GE</b> 088585	<b>Q25LH-GE</b> 090481		
		<b>Q18LH-BL</b> 088560	<b>Q25LH-BL</b> 090428		
With filament bulb, 24 V  		<b>Q18LH-WS/WB</b> 088535	<b>Q25LH-WS/WB</b> 090405		10 off
		<b>Q18LH-GN/WB</b> 088483	<b>Q25LH-GN/WB</b> 090312		
		<b>Q18LH-RT/WB</b> 088507	<b>Q25LH-RT/WB</b> 090354		
		<b>Q18LH-GE/WB</b> 088448	<b>Q25LH-GE/WB</b> 090285		
		<b>Q18LH-BL/WB</b> 088424	<b>Q25LH-BL/WB</b> 090240		

**RMQ16**

Emergency-Stop Actuators, Emergency-Stop Labels, Contact Elements



































<p>Contacts M = Make, B = Break, ⊕ = Positive opening safety function to IEC/EN 60 947-5-1</p> <p>Colour Form</p>	<p> <b>Square style</b> Front dimensions:  25 × 25 mm</p> <p><b>Type</b> Article no.</p> <p><b>Price</b> See Price List</p>	<p>Std. pack</p>	<p><b>Notes</b></p>
<p><b>Emergency-Stop actuators, IP65</b></p>			
<p>Tamper proof to ISO 13 850, EN 418 Plunger remains in actuated position when pressed. Pull to release</p>			
<p> </p>			
<p>Non-illuminated</p> 	<p><b>Q25PV</b> 072370</p>	<p>5 off</p>	 <p><b>Accessories</b> <span style="float: right;"><b>Page</b></span></p> <hr/> <p>Assembly aids and accessories <span style="float: right;">02/059</span></p>
<p>Illuminated With integral multiple LED, 24 V DC, <math>I_e = 15 \text{ mA}</math> Positive pole connected to X1 No need to change the bulb</p> 	<p><b>Q25LPV</b> 072371</p>	<p>2 off</p>	
<p><b>Emergency-Stop labels, IP65</b></p>			
<p>NOT-AUS EMERGENCY-STOP ARRET D'URGENCE EMERGENZA</p>			
<p>Yellow with black text 50 × 50 mm ∅ 60 mm</p> 	<p>Square <b>SQT1</b> 058874</p> <p>Round <b>SRT1</b> 058873</p>	<p>5 off</p> <p>5 off</p>	
<p>Blank Not suitable for engraving</p> 	<p>Square <b>SQ-GE</b> 063263</p> <p>Round <b>SR-GE</b> 063264</p>	<p>5 off</p> <p>5 off</p>	
<p><b>Contact elements<sup>1)</sup></b></p>			
<p>Admissible operational voltage: 5 – 250 V</p>			
 <p>1 M  0 2,2 3,7 mm </p> <p>1 B ⊕  0 1 3,7 mm </p>	<p><b>E10</b> 090351</p> <p><b>E01</b> 090401</p>	<p>50 off</p> <p>50 off</p>	

**Notes**

1)  $\begin{matrix} | \\ xy \end{matrix}$  x = Sequence numbers on front element  
y = Function numbers on contact element

## RMQ16








































### Marking Plates

		Button plates For push-button actuators			Transparent insert plates For illuminated push-button actuators and indicator lights, flush				
	Symbol	18 × 18 mm Type Article no.	25 × 25 mm Type Article no.	Price See Price List	Symbol	18 × 18 mm Type Article no.	25 × 25 mm Type Article no.	Price See Price List	Std. pack <sup>1)</sup>
<b>Marking plates</b>									
Symbols to DIN 30 600									
		<b>01TQ18</b> 086816	<b>01TQ25</b> 091121			<b>01LQ18</b> 090231	<b>01LQ25</b> 093180		20 off
		<b>02TQ18</b> 086859	<b>02TQ25</b> 091149			-	-		
		<b>03TQ18</b> 087766	<b>03TQ25</b> 091184			-	-		
		<b>04TQ18</b> 087834	<b>04TQ25</b> 091442			-	-		
		<b>05TQ18</b> 087867	<b>05TQ25</b> 091471			-	-		
		<b>06TQ18</b> 087920	<b>06TQ25</b> 091506			-	-		
AUS		<b>10TQ18</b> 087951	<b>10TQ25</b> 091536			<b>10LQ18</b> 090243	<b>10LQ25</b> 093225		20 off
STOP or OFF		<b>19TQ18</b> 054510	<b>19TQ25</b> 054508			-	-		
EIN		<b>11TQ18</b> 088007	<b>11TQ25</b> 091562			<b>11LQ18</b> 090288	<b>11LQ25</b> 093242		
START or ON		<b>20TQ18</b> 054509	<b>20TQ25</b> 054507			-	-		
		<b>21TQ18</b> 088061	<b>21TQ25</b> 091586			-	-		
Directions		<b>32TQ18</b> 088125	<b>32TQ25</b> 091618			<b>32LQ18</b> 090320	<b>32LQ25</b> 093264		20 off
		<b>36TQ18</b> 088275	<b>36TQ25</b> 092592			<b>36LQ18</b> 090410	<b>36LQ25</b> 093330		
Voltage		<b>34TQ18</b> 095386	<b>34TQ25</b> 092563			<b>34LQ18</b> 090368	<b>34LQ25</b> 093307		
Positive		<b>37TQ18</b> 088315	<b>37TQ25</b> 092608			<b>37LQ18</b> 090434	<b>37LQ25</b> 093365		
Negative		<b>38TQ18</b> 088340	<b>38TQ25</b> 092645			<b>38LQ18</b> 090488	<b>38LQ25</b> 093402		
Hand		<b>40TQ18</b> 088389	<b>40TQ25</b> 092709			<b>40LQ18</b> 086178	<b>40LQ25</b> 093462		20 off
Automatic		<b>41TQ18</b> 088412	<b>41TQ25</b> 092774			<b>41LQ18</b> 086210	<b>41LQ25</b> 093528		
ON-OFF, spring-return		<b>43TQ18</b> 088426	<b>43TQ25</b> 092791			<b>43LQ18</b> 086246	<b>43LQ25</b> 090501		
Unlock		<b>52TQ18</b> 088452	<b>52TQ25</b> 092825			<b>52LQ18</b> 086366	<b>52LQ25</b> 090640		
Lock		<b>53TQ18</b> 088487	<b>53TQ25</b> 092874			<b>53LQ18</b> 086453	<b>53LQ25</b> 090676		

## Notes

<sup>1)</sup> Minimum order quantity: 5 off

## RMQ16 Marking Plates




































Button plates For push-button actuators				Transparent insert plates For illuminated push-button actuators and indicator lights, flush				Std. pack <sup>1)</sup>
Symbol	18 × 18 mm Type Article no.	25 × 25 mm Type Article no.	Price See Price List	Symbol	18 × 18 mm Type Article no.	25 × 25 mm Type Article no.	Price See Price List	
<b>Marking plates</b>								
Symbols to DIN 30 600								
Unclamp		<b>54TQ18</b> 088512	<b>54TQ25</b> 093013			<b>54LQ18</b> 086755	<b>54LQ25</b> 090706	20 off
Clamp		<b>55TQ18</b> 088545	<b>55TQ25</b> 093032			<b>55LQ18</b> 086817	<b>55LQ25</b> 090737	
Liquid START		–	<b>921TQ25</b> 047426			<b>63LQ18</b> 086861	<b>63LQ25</b> 090776	
Liquid STOP		<b>63TQ18</b> 088566	<b>63TQ25</b> 093060			<b>63LQ18</b> 086861	<b>63LQ25</b> 090776	
Klaxon		<b>66TQ18</b> 088590	<b>66TQ25</b> 093092			<b>66LQ18</b> 087800	<b>66LQ25</b> 090799	
Spindle START		–	<b>811TQ25</b> 053898		–	–	–	20 off
Spindle STOP		–	<b>814TQ25</b> 047425		–	–	–	
ON-OFF, stay-put		<b>899TQ18</b> 089232	<b>899TQ25</b> 093063			<b>899LQ18</b> 091008	<b>899LQ25</b> 093184	
Directions of movement		<b>911TQ18</b> 089778	<b>911TQ25</b> 093100			<b>911LQ18</b> 091045	<b>911LQ25</b> 093202	
		<b>912TQ18</b> 090181	<b>912TQ25</b> 093135			<b>912LQ18</b> 091088	<b>912LQ25</b> 093228	
Fault	–	–	–			<b>920LQ18</b> 062106	<b>920LQ25</b> 062107	
		<b>80TQ18</b> 088631	<b>80TQ25</b> 093134			<b>80LQ18</b> 087840	<b>80LQ25</b> 090825	20 off
		<b>81TQ18</b> 088663	<b>81TQ25</b> 093158			<b>81LQ18</b> 087868	<b>81LQ25</b> 090854	
		<b>82TQ18</b> 088715	<b>82TQ25</b> 093178			<b>82LQ18</b> 088343	<b>82LQ25</b> 090869	
		<b>83TQ18</b> 088744	<b>83TQ25</b> 093197			<b>83LQ18</b> 088517	<b>83LQ25</b> 090884	
		<b>84TQ18</b> 088766	<b>84TQ25</b> 093224			<b>84LQ18</b> 088547	<b>84LQ25</b> 090916	
		<b>85TQ18</b> 088811	<b>85TQ25</b> 093241			<b>85LQ18</b> 088567	<b>85LQ25</b> 090937	
		<b>86TQ18</b> 089069	<b>86TQ25</b> 093257			<b>86LQ18</b> 088593	<b>86LQ25</b> 090952	
		<b>87TQ18</b> 089107	<b>87TQ25</b> 093288			<b>87LQ18</b> 088664	<b>87LQ25</b> 090990	
		<b>88TQ18</b> 089165	<b>88TQ25</b> 093305			<b>88LQ18</b> 088721	<b>88LQ25</b> 091021	
		<b>89TQ18</b> 089205	<b>89TQ25</b> 093329			<b>89LQ18</b> 088746	<b>89LQ25</b> 091048	

### Notes

<sup>1)</sup> Minimum order quantity: 5 off

## RMQ16

### Marking Plates

	Button plates For push-button actuators			Transparent insert plates For illuminated push-button actuators and indicator lights, flush			Std. pack <sup>1)</sup>
	18 × 18 mm	25 × 25 mm	Price See Price List	18 × 18 mm	25 × 25 mm	Price See Price List	
	Type Article no.	Type Article no.		Type Article no.	Type Article no.		
<b>Marking plates</b>							
Text <sup>2)</sup> to DIN 30 640							
STOP 	–	<b>110TQ25</b> 093363		 <b>110LQ18</b> 088773	<b>110LQ25</b> 091091		20 off
STOP 	–	<b>112TQ25</b> 063748		 <b>110LQ18</b> 088773	<b>110LQ25</b> 091091		
ARRET 	–	<b>310TQ25</b> 091446		 <b>310LQ18</b> 090851	<b>310LQ25</b> 092876		
START 	–	<b>111TQ25</b> 093399		 <b>111LQ18</b> 088813	<b>111LQ25</b> 091126		20 off
START 	–	<b>122TQ25</b> 063746		 <b>111LQ18</b> 088813	<b>111LQ25</b> 091126		
MARCHE 	–	<b>311TQ25</b> 091475		 <b>311LQ18</b> 090865	<b>311LQ25</b> 093017		
AUS 	–	<b>117TQ25</b> 093434		 <b>117LQ18</b> 089073	<b>117LQ25</b> 091154		20 off
AUS 	–	<b>113TQ25</b> 063749		 <b>117LQ18</b> 089073	<b>117LQ25</b> 091154		
OFF 	–	<b>217TQ25</b> 090911		 <b>217LQ18</b> 090498	<b>217LQ25</b> 092569		
ARRET 	–	<b>317TQ25</b> 091508		 <b>310LQ18</b> 090851	<b>310LQ25</b> 092876		20 off
EIN 	–	<b>121TQ25</b> 093461		 <b>121LQ18</b> 089173	<b>121LQ25</b> 091188		
EIN 	–	<b>123TQ25</b> 063747		 <b>121LQ18</b> 089173	<b>121LQ25</b> 091188		
ON 	–	<b>221TQ25</b> 090934		 <b>221LQ18</b> 090524	<b>221LQ25</b> 092597		20 off
MARCHE	–	<b>321TQ25</b> 091563		 <b>311LQ18</b> 090865	<b>311LQ25</b> 093017		
LINKS 	–	<b>134TQ25</b> 093494		 <b>134LQ18</b> 089234	<b>134LQ25</b> 091449		
LEFT	–	<b>234TQ25</b> 090987		 <b>234LQ18</b> 090665	<b>234LQ25</b> 092611		20 off
GAUCHE	–	<b>334TQ25</b> 092567		 <b>334LQ18</b> 090882	<b>334LQ25</b> 093038		
RECHTS 	–	<b>135TQ25</b> 093527		 <b>135LQ18</b> 089877	<b>135LQ25</b> 091477		
RIGHT	–	<b>235TQ25</b> 091009		 <b>235LQ18</b> 090699	<b>235LQ25</b> 092661		20 off
DROITE	–	<b>335TQ25</b> 092594		 <b>335LQ18</b> 090910	<b>335LQ25</b> 093072		













#### Notes

<sup>1)</sup> Minimum order quantity: 5 off

<sup>2)</sup> Non-standard inscriptions for button plates and transparent insert plates available upon request. For delivery please enquire

## RMQ16

### Marking Plates

	Button plates For push-button actuators			Transparent insert plates For illuminated push-button actuators and indicator lights, flush			Std. pack <sup>1)</sup>
	18 × 18 mm Type Article no.	25 × 25 mm Type Article no.	Price See Price List	18 × 18 mm Type Article no.	25 × 25 mm Type Article no.	Price See Price List	
<b>Marking plates</b>							
Text <sup>2)</sup> to DIN 30 640							
ZU 	–	153TQ25 090632			153LQ18 090185	153LQ25 091510	20 off
CLOSE	–	253TQ25 091089			253LQ18 090731	253LQ25 092724	
FERME	–	353TQ25 092609			353LQ18 090933	353LQ25 093104	
AUF 	–	172TQ25 090732			172LQ18 090206	172LQ25 091538	20 off
UP	–	272TQ25 091124			272LQ18 090768	272LQ25 092778	
MONTEE	–	372TQ25 092711			372LQ18 090949	372LQ25 093139	
AB 	–	173TQ25 090822			173LQ18 090247	173LQ25 091565	20 off
DOWN	–	273TQ25 091152			273LQ18 090796	273LQ25 092794	
DESCENTE	–	373TQ25 092775			373LQ18 090983	373LQ25 093163	
RESET 	–	287TQ25 091185			287LQ18 090820	287LQ25 092844	20 off
VOR 	–	190TQ25 090852			190LQ18 090291	190LQ25 091599	
ZURÜCK 	–	191TQ25 090866			191LQ18 090496	191LQ25 091620	


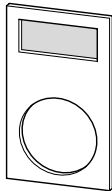













**Notes**

<sup>1)</sup> Minimum order quantity: 5 off

<sup>2)</sup> Non-standard inscriptions for button plates and transparent insert plates available upon request. For delivery please enquire

**RMQ16**

## Insert Plates, Label Mounts


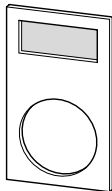

















	Insert plates For Q25T...-X label mounts			Label mounts Q25T... with insert plate		Std. pack
	Type Article no.	Price See Price List		Type Article no.	Price See Price List	
<b>Insert plates, label mounts</b>						
10 × 22 mm						
Blank, black, can be engraved 	<b>01SQ25</b> 037986			<b>Q25TS-01</b> 046184		20 off
Blank, aluminium-coloured, can be engraved 	<b>02SQ25</b> 038074			<b>Q25TS-02</b> 046185		
Blank, yellow, not suitable for engraving 	<b>05SQ25</b> 063201			<b>Q25TGE-05</b> 063259		
Insert plate aluminium-coloured or yellow 	<b>10SQ25</b> 038268			<b>Q25TS-10</b> 046186		
Text <sup>1)</sup> black 	<b>11SQ25</b> 038269			<b>Q25TS-11</b> 046187		
	<b>32SQ25</b> 038270			<b>Q25TS-32</b> 046188		
	<b>90SQ25</b> 038271			<b>Q25TS-90</b> 046189		
	<b>93SQ25</b> 072300			<b>Q25TS-93</b> 072304		
STOP 	<b>110SQ25</b> 038507			<b>Q25TS-110</b> 046190		20 off
STOP 	<b>110SQ25</b> 038507			<b>Q25TS-110</b> 046190		
ARRET 	<b>310SQ25</b> 038768			<b>Q25TS-310</b> 046191		
START 	<b>111SQ25</b> 038508			<b>Q25TS-111</b> 046192		20 off
START 	<b>111SQ25</b> 038508			<b>Q25TS-111</b> 046192		
MARCHE 	<b>311SQ25</b> 038769		<b>Q25TS-311</b> 046193			

**Notes**

<sup>1)</sup> Non-standard inscriptions for insert plates available upon request. For delivery please enquire

**RMQ16**

## Insert Plates, Label Mounts

	Insert plates For Q25T...-X label mounts			Label mounts Q25T... with insert plate		Std. pack
	Type Article no.	Price See Price List		Type Article no.	Price See Price List	
<b>Insert plates, label mounts</b>						
Insert plate aluminium-coloured or yellow Text <sup>1)</sup> black						
AUS 	<b>1175Q25</b> 038509			<b>Q25TS-117</b> 046194		20 off
OFF 	<b>2175Q25</b> 038728			<b>Q25TS-217</b> 046195		
ARRET 	<b>3105Q25</b> 038768			<b>Q25TS-310</b> 046191		
EIN 	<b>1215Q25</b> 038579			<b>Q25TS-121</b> 046196		20 off
ON 	<b>2215Q25</b> 038765			<b>Q25TS-221</b> 046197		
MARCHE 	<b>3115Q25</b> 038769			<b>Q25TS-311</b> 046193		
Störung 	<b>1505Q25</b> 038661			<b>Q25TS-150</b> 046198		20 off
FAULT 	<b>2505Q25</b> 038766			<b>Q25TS-250</b> 046199		
DEFAUT 	<b>3865Q25</b> 072302			<b>Q25TS-386</b> 072306		
Betrieb 	<b>1835Q25</b> 038727			<b>Q25TS-183</b> 046201		20 off
RUN 	<b>2835Q25</b> 038767			<b>Q25TS-283</b> 046203		
EN SERVICE 	<b>3835Q25</b> 038771			<b>Q25TS-383</b> 046204		
HAND 0 AUTO 	<b>1975Q25</b> 072301			<b>Q25TS-197</b> 072305		20 off
HAND 0 AUTO 	<b>1975Q25</b> 072301			<b>Q25TS-197</b> 072305		
MAN. 0 AUTO 	<b>3975Q25</b> 072303			<b>Q25TS-397</b> 072307		
NOT-AUS 	<b>1995Q25</b> 063200			<b>Q25TGE-199</b> 063260		20 off
Emergency-Stop 	<b>2995Q25</b> 063199		<b>Q25TGE-299</b> 063261			
ARRET D'URGENCE 	<b>3995Q25</b> 048638		<b>Q25TGE-399</b> 063262			

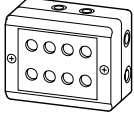
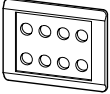








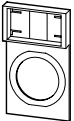



**Notes**

<sup>1)</sup> Non-standard inscriptions for insert plates available upon request. For delivery please enquire



## RMQ16

### Enclosures















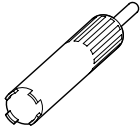






	Colour	Type Article no.	Price See Price List	Std. pack
<b>Surface mounting enclosure, IP65<sup>1)</sup></b>				
With moulded cover fixing screws For conventional wiring or for fitting ILP1 printed circuit boards, → HPL0213, Section 05 Enclosure cover light grey <sup>2)</sup> Enclosure base black <sup>3)</sup> 8 locations With cable entry knockouts Bottom: 4 × PG 9/13,5 Sides: 6 × PG 9/13,5; 1 × PG 13,5				
				
		<b>I8</b> 046299		1 off
<b>Surface mounting enclosure for configuration of complete units</b>				
		<b>K18</b> 054422		1 off
<b>Flush mounting panel, IP65<sup>1)</sup></b>				
For conventional wiring or for fitting ELP1 printed circuit boards, → HPL0213, Section 05 8 locations				
				
	 <sup>2)</sup>	<b>E8</b> 054423		1 off
	 <sup>3)</sup>	<b>E8-SW</b> 065212		
<b>Flush mounting panel for configuration of complete units</b>				
	 <sup>2)</sup>	<b>KE8</b> 054424		
	 <sup>3)</sup>	<b>KE8-SW</b> 065211		
<b>Cover plates, IP65</b>				
For blanking off reserve locations in surface mounting enclosures or flush mounting panels, grid dimensions 25 × 37.5 mm				
				
		<b>Q25AS</b> 036602		10 off
		<b>Q25AGR</b> 048641		
		<b>Q25AGE</b> 048640		
<b>Label mounts for insert plates</b>				
For additional labelling of locations in surface mounting enclosures or flush mounting panels, grid dimensions 25 × 37.5 mm For suitable insert plates → Page 02/052				
				
		<b>Q25TS-X</b> 036601		20 off
		<b>Q25TGR-X</b> 063257		
		<b>Q25TGE-X</b> 063258		

#### Notes

- 1) Unoccupied locations must be blocked off with blanking plates.  
Each occupied location must be equipped with a label mount.
- 2) RAL 7035
- 3) RAL 9005












## RMQ16

### Accessories

		Service life	Colour	Type Article no.	Price See Price List	Std. pack
		$t_{\text{mean}}$ (AC) at $T_a = +25$ °C				
<b>Filament bulbs, W 2 × 4.6 d</b>						
	6 V/1.0 W	10000 h		WBGL6 090223		50 off
	12 V/1.0 W	15000 h		WBGL12 089968		
	24 – 28 V/1.0 W	7000 h		WBGL24 089247		
<b>Multiple LEDs, W 2 × 4.6 d</b>						
For AC/DC						
	6 V/45 mA	60000 h		WBLED-GE6 055711		10 off
				WBLED-GN6 055712		
				WBLED-RT6 055713		
	12 V/24 mA	60000 h		WBLED-GE12 055714		
				WBLED-GN12 055715		
				WBLED-RT12 055716		
<b>Single-Chip LED, W 2 × 4.6 d</b>						
Positive pole to X1 Integral suppressor circuit up to 1000 V						
	18 – 30 V/7 – 12.5 mA	100000 h		LEDWB-Y 208724		10 off
				LEDWB-G 208725		
				LEDWB-R 208726		
				LEDWB-W 208728		
				LEDWB-B 208727		
<b>Combination box spanner</b>						
	For lock nuts, with bulb extractor			R16-MS 090297		10 off
<b>Insulated sleeves</b>						
	For 2.8 × 0.8 mm fast-on connectors, can be push-fitted from the front			ISH2.8 090267		100 off
<b>Fast-on connectors</b>						
	2.8 × 0.8 mm for conductor cross-sections 0.5 – 1 mm <sup>2</sup>			LT306.022.3 058863		100 off
<b>Blanking plugs, IP65</b>						
	For blanking off reserve locations, grid spacing 18 × 18 mm			Q18BS 037985		10 off
	For blanking off reserve locations, grid spacing 25 × 25 mm			Q25BS 036976		10 off
<b>Anti-rotation feature</b>						
	Guard ring as anti-rotation feature for all RMQ16 actuators			VS 046301		50 off

## RMQ16

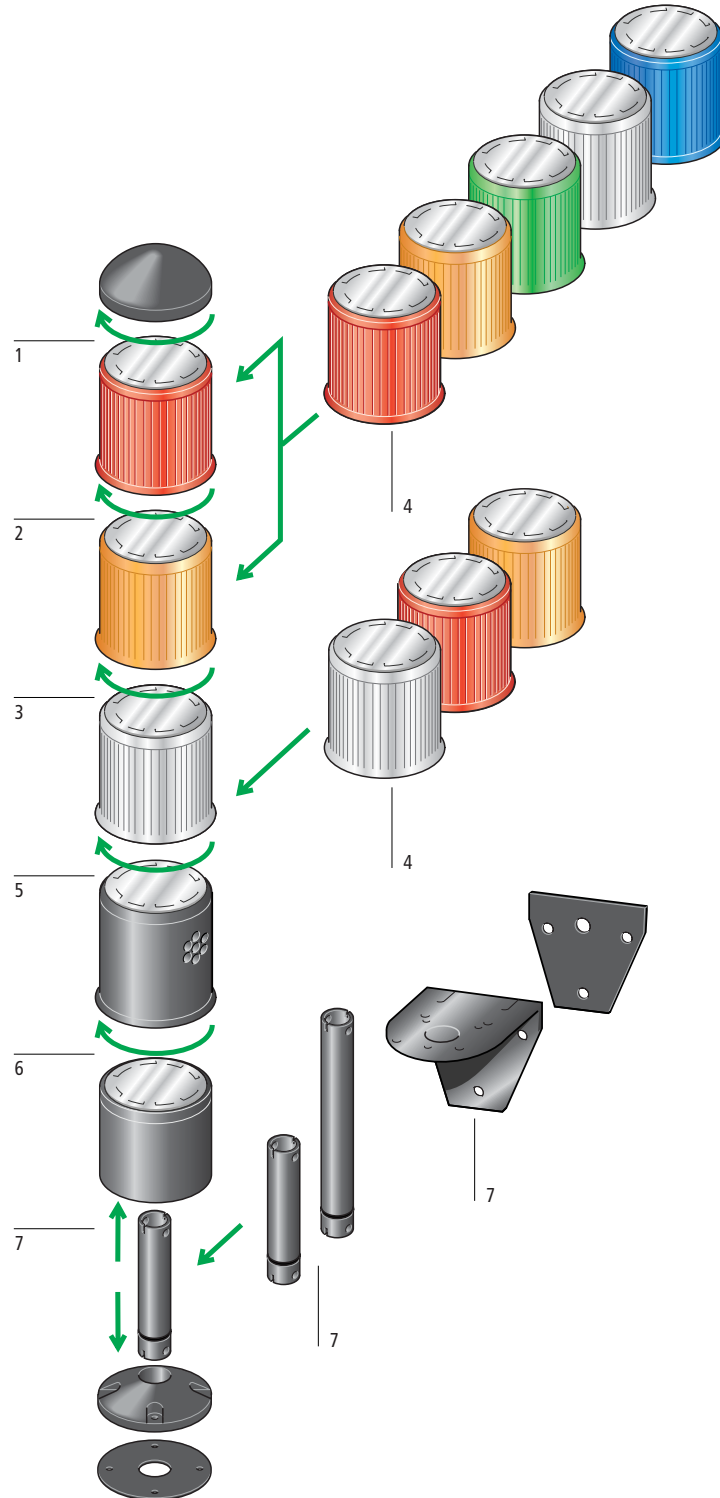
### Accessories

For use with	Colour	Type Article no.	Price See Price List	Std. pack
<b>PCB adapter</b>				
For adaptation to printed circuit boards. Lamp socket and contact elements can be fitted directly.				
		<b>PRA16</b> 046302		20 off
<b>Screw adapter IP20</b>				
For conductor cross-sections up to $1 \times 1.5 \text{ mm}^2$ , $2 \times 0.75 \text{ mm}^2$				
	For break contacts	 <b>SRA01</b> 028101		20 off
	For make contacts	 <b>SRA10</b> 028100		
	For lamp sockets	 <b>SRAL</b> 028099		
<b>Individual key</b>				
Standard lock mechanism black. Each colour corresponds to a different lock mechanism				
		<b>ES16</b> 065190		10 off
		<b>ES16-GN</b> 030742		5 off
		<b>ES16-RT</b> 030741		
		<b>ES16-WS</b> 030743		
		<b>ES16-BL</b> 030744		

**Notes**

---

# Signal Towers System Overview



## Signal Towers

### System Overview

<b>Continuous light</b>	1
Easy to assemble with bayonet fitting	
Arrangement of modules as required	
Degree of protection IP54	
Up to five levels can be actuated individually	
Operating mode 100% DF	
Without lights	
→ Page 02/066	

<b>Flashing light</b>	2
Easy to assemble with bayonet fitting	
Arrangement of modules as required	
Degree of protection IP54	
Up to five levels can be actuated individually	
Operating mode 100% DF	
With filament bulb	
Flash rate: approx. 1 Hz	
→ Page 02/066	

<b>Strobe light</b>	3
Easy to assemble with bayonet fitting	
Arrangement of modules as required	
Degree of protection IP54	
Up to five levels can be actuated individually	
Operating mode 100% DF	
Flash power 1 Ws	
Flash rate: approx. 1 Hz	
→ Page 02/067	

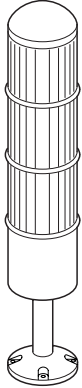


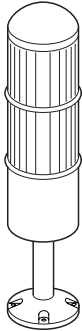





<b>Caps</b>	4
Colours: red, yellow, green, white, blue	
Fresnel grooves ensure even light distribution	

<b>Acoustic indicator</b>	5
Easy to assemble with bayonet fitting	
Arrangement of modules as required	
Degree of protection IP20	
Operating mode 100% DF	
Continuous or pulsed tone	
Sound pressure: approx. 90 dB at 60 cm	
Frequency: 2750 Hz	
→ Page 02/067	
















<b>Basic module</b>	6
Easy to assemble with bayonet fitting	
Degree of protection IP54	
For floor mounting or in tubular column	
Terminal capacity: 6 × 1.5 mm <sup>2</sup>	
With top cover	
→ Page 02/066	

<b>Accessories</b>	7
Spacer tube available in four lengths	
Stand	
90° wall mounting bracket	
Market-standard four hole fixing	
→ Page 02/067	

## SL... Signal Towers Complete Units





























	Rated operational voltage	Number of modules	Colour	Type Article no.	Price See Price List	Std. pack
	$U_e$		Configuration			
<b>Complete units</b>						
Basic module with stand and 100 mm tube with filament bulb						
	Continuous light IP54	230 V AC	3		<b>SL-100-L-RYG/230</b> 205351	1 off
		24 V AC/DC	3		<b>SL-100-L-RYG/24</b> 205352	1 off
	Continuous light IP54	230 V AC	2		<b>SL-100-L-RG/230</b> 205353	1 off
		24 V AC/DC	2		<b>SL-100-L-RG/24</b> 205354	1 off
	Continuous light IP54	230 V AC	1		<b>SL-100-L-W/230</b> 205355	1 off
		24 V AC/DC	1		<b>SL-100-L-W/24</b> 205356	1 off

## SL... Signal Towers Complete Units

	Rated operational voltage  $U_e$	Number of modules	Colour  Configuration	Type Article no.	Price See Price List	Std. pack
<b>Complete units</b>						
Basic module with stand and 100 mm tube with filament bulb						
Continuous light IP54 	230 V AC	1		SL-100-L-R/230 205357		1 off
	24 V AC/DC	1		SL-100-L-R/24 205358		1 off
Continuous light IP54 	230 V AC	1		SL-100-L-Y/230 205359		1 off
	24 V AC/DC	1		SL-100-L-Y/24 205360		1 off
Strobe light, IP54 	230 V AC	1		SL-100-FL230-W 205361		1 off
	24 V AC/DC	1		SL-100-FL24-W 205362		1 off
Strobe light, IP54 	230 V AC	1		SL-100-FL230-R 205363		1 off
	24 V AC/DC	1		SL-100-FL24-R 205364		1 off
Acoustic indicator, IP20 Pulsed tone 	110 – 230 V AC/DC	1		SL-100-AP110-230 205365		1 off
	12 – 36 V AC/DC	1		SL-100-AP24 205366		1 off



## SL... Signal Towers Modules











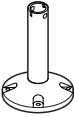



	Rated operational voltage  $U_e$	Colour	Type Article no.	Price See Price List	Std. pack
<b>Basic module</b>					
Black, with top cover					
	With screw terminals		<b>SL-B</b> 205311		1 off
	With Cage Clamp <sup>1)</sup>		<b>SL-CB</b> 218483		1 off
<b>Continuous light module</b>					
Without filament bulbs					
			<b>SL-L-W</b> 205312		1 off
			<b>SL-L-R</b> 205313		
			<b>SL-L-G</b> 205314		
			<b>SL-L-Y</b> 205315		
			<b>SL-L-B</b> 205316		
<b>Flashing light module</b>					
With filament bulb, also suitable for LED, $f \approx 1$ Hz					
	24 V AC/DC		<b>SL-BL24-W</b> 205317		1 off
			<b>SL-BL24-R</b> 205318		
			<b>SL-BL24-G</b> 205319		
			<b>SL-BL24-Y</b> 205320		
			<b>SL-BL24-B</b> 205321		
	110 – 130 V AC		<b>SL-BL130-W</b> 205322		1 off
			<b>SL-BL130-R</b> 205323		
			<b>SL-BL130-G</b> 205324		
			<b>SL-BL130-Y</b> 205325		
			<b>SL-BL130-B</b> 205326		
	230 V AC		<b>SL-BL230-W</b> 205327		1 off
			<b>SL-BL230-R</b> 205328		
			<b>SL-BL230-G</b> 205329		
			<b>SL-BL230-Y</b> 205330		
			<b>SL-BL230-B</b> 205331		
<b>Acoustic indicator module</b>					
84 – 92 dB in 60 cm					
	Continuous tone $f = 2750$ Hz	12 – 36 V AC/DC 8 – 12 mA		<b>SL-A24</b> 205341	1 off
		110 – 230 V AC/DC 4 – 8 mA		<b>SL-A110-230</b> 205342	
	Pulsed tone 5 Hz at $f = 2750$ Hz	12 – 36 V AC/DC 8 – 12 mA		<b>SL-AP24</b> 205343	
		110 – 230 V AC/DC 4 – 8 mA		<b>SL-AP110-230</b> 205344	

## Notes

<sup>1)</sup> Cage Clamp is a registered trademark of Wago Contact Technik GmbH, Minden, Germany

## SL... Signal Towers

### Modules, Accessories

	Service life $t_{\text{mean}}$ at $T_a = +25\text{ °C}$	Rated operational voltage $U_e$	Colour	Type Article no.	Price See Price List	Std. pack
<b>Strobe light module</b>						
With flash tube, 1 Ws, $f \approx 1\text{ Hz}$						
		24 V AC/DC $I_{\text{emax}}$ : 190 mA		SL-FL24-W 205332		1 off
				SL-FL24-R 205333		
				SL-FL24-Y 205334		
		110 – 130 V AC $I_{\text{emax}}$ : 31 mA		SL-FL130-W 205335		1 off
				SL-FL130-R 205336		
				SL-FL130-Y 205337		
		230 V AC $I_{\text{emax}}$ : 28 mA		SL-FL230-W 205338		1 off
				SL-FL230-R 205339		
				SL-FL230-Y 205340		
<b>Accessories</b>						
Stand with spacer						
	100 mm, black plastic			SL-F100 205345		1 off
	250 mm, black plastic			SL-F250 205346		
	400 mm, metal			SL-F400 215275		
	800 mm, metal			SL-F800 215276		
Fixing bracket 90° for wall mounting						
				SL-FW 205347		1 off
Filament bulb BA 15d, 5 – 7 W						
	2000 h	24 V		SL-L24 205348		1 off
	5000 h	110 – 130 V		SL-L130 205349		
	5000 h	220 – 260 V		SL-L230 205350		
Multiple LED BA 15d, integral suppressor circuit up to 1500 V						
	100000 h	18 – 30 V AC/DC 13 – 50 mA		SL-LED-W 215278		1 off
	100000 h	18 – 30 V AC/DC 13 – 50 mA		SL-LED-R 215279		
	100000 h	18 – 30 V AC/DC 13 – 50 mA		SL-LED-G 215280		
	100000 h	18 – 30 V AC/DC 13 – 50 mA		SL-LED-Y 215281		
	100000 h	18 – 30 V AC/DC 13 – 50 mA		SL-LED-B 215282		
Set of gaskets, IP65 For 3 modules $\triangle$ 4 off						
		To increase degree of protection to IP65 (not applicable to acoustic indicator)		SL-IP65 215277		1 off

**RMQ Titan**  
**Technical Data**

		Contact elements	LED elements	Push-button actuators Mushroom actuators	Double actuators	Selector switch actuators Illuminated selector switch actuators
<b>General technical data</b>						
Standards		IEC/EN 60 947, VDE 0660				
Lifespan, mechanical	Operations	× 10 <sup>6</sup>	5	5	0.2	0.1
Maximum operating frequency	Ops/h		3600	3600	3600	2000
Operating force	N		≤ 5	≤ 5	≤ 5	–
Operating torque	Nm		–	–	–	≤ 0,3
Degree of protection to IEC/EN 60 529			IP20	IP20	IP66	IP66
Climatic proofing			Damp heat, constant, to IEC 60 068-2-3 Damp heat, cyclical, to IEC 60 068-2-30			
Ambient temperature	Min./Max.	°C	–25/+70	–25/+70 <sup>1)</sup>	–25/+70	–25/+70
Mounting position			As required	As required	As required	As required
Mechanical shock resistance to IEC 60 068-2-27 (half-sinusoidal shock, duration 11 ms)		g	> 30	> 30	> 30	> 30
Terminal capacity						
Solid	Min./Max.	mm <sup>2</sup>	0.75/2.5	0.75/2.5	–	–
Stranded	Min./Max.	mm <sup>2</sup>	0.5/1.5	0.5/1.5	–	–
Dimensions			→ Page 02/074	→ Page 02/073	→ Page 02/073	→ Page 02/073
<b>Contacts</b>						
Rated impulse withstand voltage $U_{imp}$	V		6000	6000	–	–
Rated insulation voltage $U_i$	V		500	500	–	–
Overvoltage category/ pollution degree			III/3	III/3	–	–
Control circuit reliability at						
24 V DC/5 mA	Fault probability $H_f$		< 10 <sup>-7</sup> , < 1 fault in 10 <sup>7</sup> operations			
5 V DC/1 mA	Fault probability $H_f$		< 5 × 10 <sup>-4</sup> , < 1 fault in 5 × 10 <sup>6</sup> operations			
Maximum short-circuit protective device						
Fuseless	Type		PKZM0-10/ FAZ-B6	–	–	–
Fuse	A gG/tl		10	–	–	–
<b>Switching capacity</b>						
Rated operational current $I_n$						
AC-15						
115 V	A		6	–	–	–
230 V	A		6	–	–	–
400 V	A		4	–	–	–
500 V	A		2	–	–	–
DC-13						
24 V	A		3	–	–	–
42 V	A		1,7	–	–	–
60 V	A		1,2	–	–	–
110 V	A		0,8	–	–	–
220 V	A		0,3	–	–	–
Lifespan, electrical						
AC-15						
230 V/0.5 A	Operations	× 10 <sup>6</sup>	1.6	–	–	–
230 V/1.0 A	Operations	× 10 <sup>6</sup>	1.0	–	–	–
230 V/3.0 A	Operations	× 10 <sup>6</sup>	0.7	–	–	–
DC-13						
12 V/2.8 A	Operations	× 10 <sup>6</sup>	1.2	–	–	–

## Notes

<sup>1)</sup> > 200 V AC/60 Hz: –25/+55 °C

**RMQ Titan**  
**Technical Data**

		Key-operated actuators	Indicator lights	Illuminated push-button actuators Push-button actuators Mushroom actuators Stay-put	Emergency-Stop actuators
<b>General technical data</b>					
Standards		IEC/EN 60 947, VDE 0660			
Lifespan, mechanical	Operations	× 10 <sup>6</sup>	0.1	–	1
Maximum operating frequency	Ops/h		100	–	1800
Operating force	N		–	–	≤ 5
Operating torque	Nm		≤ 0,5	–	–
Degree of protection to IEC/EN 60 529			IP66	IP66	IP66
Climatic proofing			Damp heat, constant, to IEC 60 068-2-3 Damp heat, cyclical, to IEC 60 068-2-30		
Ambient temperature	Min./Max.	°C	–25/+70	–25/+70	–25/+70
Mounting position			As required	As required	As required
Mechanical shock resistance to IEC 60 068-2-27 (half-sinusoidal shock, duration 11 ms)		g	> 30	> 30	> 30
Dimensions			→ Page 02/073	→ Page 02/073	→ Page 02/073

RMQ16

Technical Data

		Contact elements	Illuminated push-button actuators (stay-put)	Illuminated selector switch actuators	Indicator lights
<b>General technical data</b>					
Standards		IEC/EN 60 947, VDE 0660			
Lifespan, mechanical	Operations	× 10 <sup>3</sup> 100	30 (3)	3	--
Maximum operating frequency	Ops/h	3600	3600 (1800)	1800	--
Operating force	N	3	4	--	--
Operating torque	Nm	--	--	≤ 0.2	--
Degree of protection to IEC/EN 60 529		IP20 with ISH2.8	IP65	IP65	IP65
Climatic proofing		Damp heat, constant, to IEC 60 068-2-3 Damp heat, cyclical, to IEC 60 068-2-30			
<b>Ambient temperature</b>					
Open	Min./Max.	°C	-25/+60	-25/+60	-25/+60
Enclosed	Min./Max.	°C	-25/+40	-25/+40	-25/+40
Mounting position			As required	As required	As required
Mechanical shock resistance to IEC 60 068-2-27 (half-sinusoidal shock, duration 11 ms)	g	40	40	40	40
Terminal capacity	Min./Max.	mm <sup>2</sup>	0.5/1.0	0.5/1.0	0.5/1.0
Blade terminal			2.8 × 0.8 mm to DIN 46 244		
Ferrule			2.8 × 0.8 mm to DIN 46 247 and IEC 60 760		
Dimensions			→ Page 02/078	→ Page 02/078	→ Page 02/078
<b>Contacts</b>					
Rated impulse withstand voltage $U_{imp}$	V	4000	800	800	800
Rated insulation voltage $U_i$	V	250	250	250	250
Overvoltage category/pollution degree		III/3	III/3	III/3	III/3
Bemessungsbetriebsspannung $U_n$	Max. V	250	24	24	24
Rated operational current $I_n$	Max. A	4	--	--	--
<b>Control circuit reliability at</b>					
24 V DC/5 mA	Fault probability $H_f$	< 10 <sup>-3</sup> , < 1 fault in 10 <sup>3</sup> operations			
5 V DC/1 mA	Fault probability $H_f$	< 5 × 10 <sup>-6</sup> , < 1 fault in 5 × 10 <sup>5</sup> operations			
<b>Use of insulated ferrule ISH 2.8</b>					
From $U_n$		> 24 V AC/DC, recommended			
Maximum short-circuit protective device		> 50 V AC or 120 V DC is mandatory, even on unused blade terminals			
<b>Switching capacity</b>					
<b>Rated operational current <math>I_n</math></b>					
<b>AC-15</b>					
24 V	A	4	--	--	--
48 V	A	4	--	--	--
110 V	A	4	--	--	--
230 V	A	4	--	--	--
<b>DC-13</b>					
24 V	A	3	--	--	--
42 V	A	1.0	--	--	--
60 V	A	0.8	--	--	--
110 V	A	0.5	--	--	--
220 V	A	0.2	--	--	--

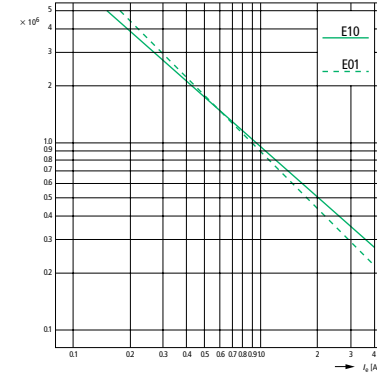
RMQ16

Technical Data

Push-button actuators (stay-put)	Selector switch actuators	Key-operated actuators	Emergency-Stop actuators	Emergency-Stop actuators <sup>1)</sup> illuminated
IEC/EN 60 947, VDE 0660				
30 (3)	3	3	0.5	0.5
3600 (1800)	1800	1800	600	600
4	--	--	25	25
--	≤ 0.2	≤ 0.4	--	--
IP65	IP65	IP65	IP65	IP65
Damp heat, constant, to IEC 60 068-2-3 Damp heat, cyclical, to IEC 60 068-2-30				
-25/+60	-25/+60	-25/+60	-25/+60	-25/+60
-25/+40	-25/+40	-25/+40	-25/+40	-25/+40
As required	As required	As required	As required	As required
40	40	40	40	40
--	--	--	--	0.5/1.0
--	--	--	--	2.8 × 0.8 mm
--	--	--	--	2.8 × 0.8 mm
→ Page 02/078	→ Page 02/078	→ Page 02/078	→ Page 02/078	→ Page 02/078

Lifespan, electrical AC-15 to IEC/EN 60 947-5-1 at 230 V

$I_n$  = Rated operational current



Notes

<sup>1)</sup> See illuminated selector switch actuators for contact values

Moeller HPL0211-2001/2002

**RMQ16**  
Technical Data

---

Moeller HPL0211-2001/2002

**RMQ16**  
Technical Data

---

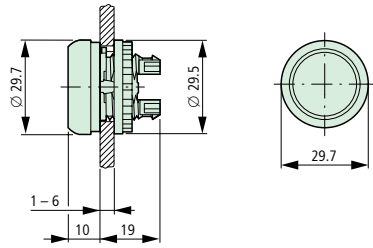
## SL Signal Towers

### Technical Data

General technical data			
Standards			IEC/EN 60 947, VDE 0660
Degree of protection to IEC/EN 60 529			IP54
Climatic proofing			Damp heat, constant, to IEC 60 068-2-3 Damp heat, cyclical, to IEC 60 068-2-30
Ambient temperature			
Open	Min./Max.	°C	–
Enclosed	Min./Max.	°C	–25/+50
Mounting position			As required
Mechanical shock resistance to IEC 60 068-2-27 (half-sinusoidal shock, duration 11 ms)		g	15
Terminal capacity			
Solid		mm <sup>2</sup>	2 × 1.5; 1 × 2.5
Stranded		mm <sup>2</sup>	2 × 0.5; 1 × 1.5
Dimensions			→ Page 02/081
Contacts			
Rated impulse withstand voltage $U_{imp}$		V	4000
Rated insulation voltage $U_i$		V	250
Overtoltage category/ pollution degree			III/3

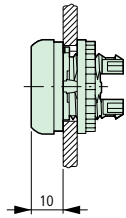
**RMQ Titan**  
Dimensions

**Actuators and indicators**

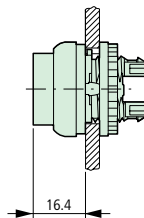


**Push-button actuators**

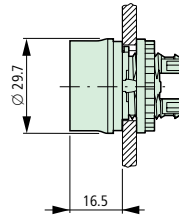
M22-D



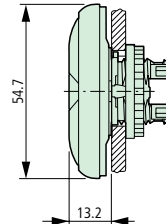
M22-DH



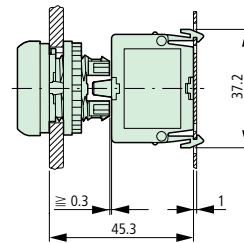
M22-DG



M22-DD

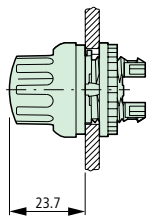


M22-D,  
base fixing

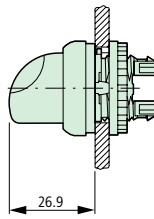


**Selector switch actuators**

M22-W(R)...

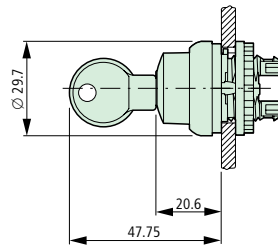


M22-W(R)K...  
M22-W(R)LK...



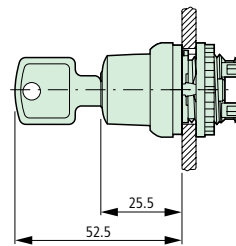
**Key-operated actuators**  
Individual lock mechanisms

M22(S)-W(R)S-(MS...)



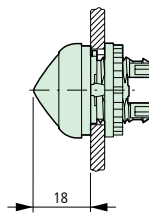
Master key systems

M22(S)-W(R)S-SA...

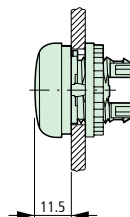


**Indicator lights**

M22-LH

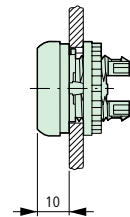


M22-L

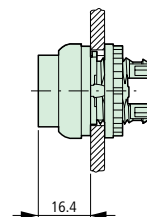


**Illuminated push-button actuators**

M22-DL

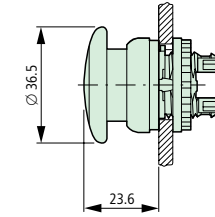


M22-DLH



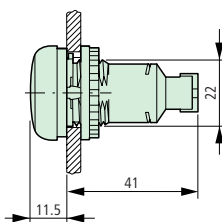
**Mushroom actuators**

M22-DP

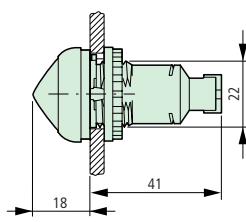


**Compact indicator lights**

M22-LC..., M22-AM

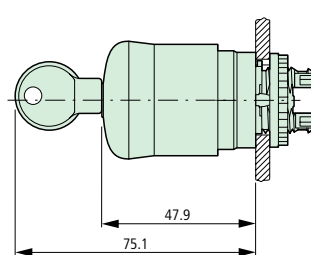


M22-LCH...



**Emergency-Stop actuator**

M22-PV, M22S-PV  
M22-PVL, M22-PVS...

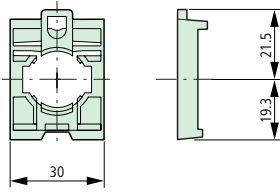


**RMQ Titan**  
Dimensions

Front fixing (style: flush mounting)

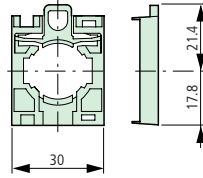
Fixing adapter

M22-A

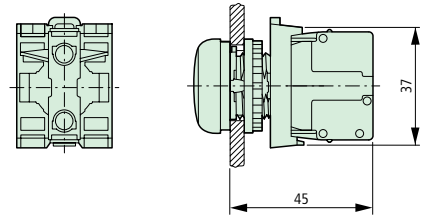


Centring adapter

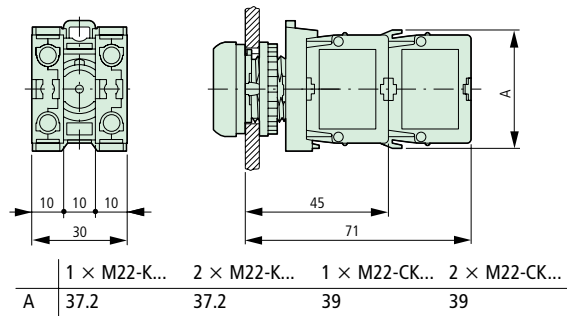
M22-ZA



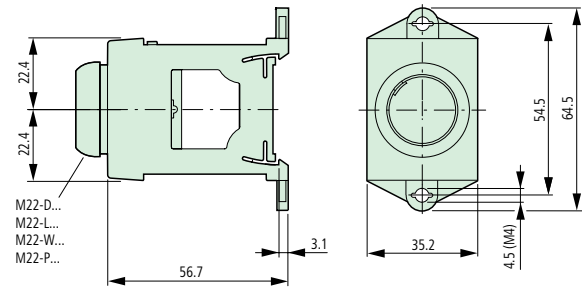
Indicator lights/illuminated push-buttons



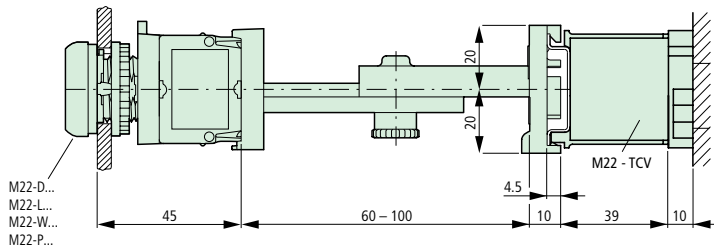
Push-button with M22-(C)K...



IVS top-hat rail adapter

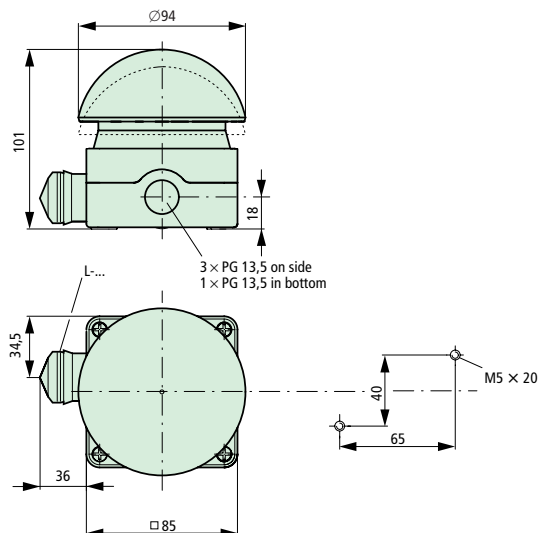


Button, illuminated push-button, indicator light  
With telescopic clip



Foot and palm switches

FAK...

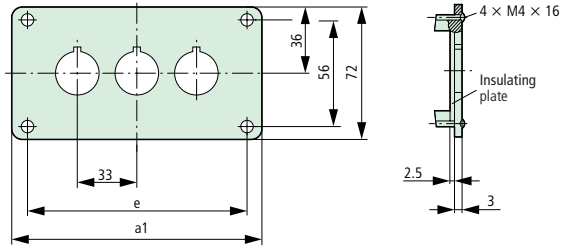




**RMQ Titan**  
Dimensions

**Front fixing (style: flush mounting)**

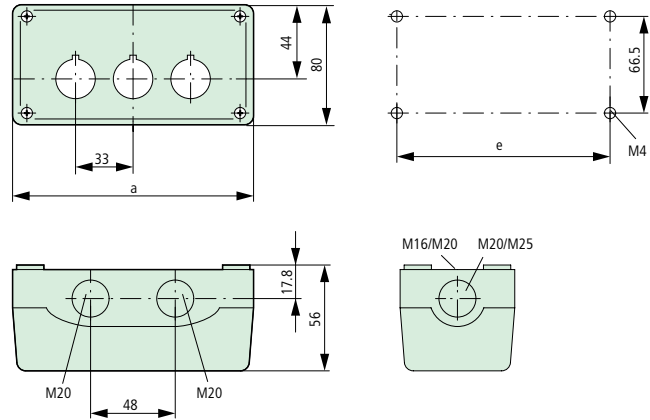
**Flush mounting panels**  
M22-E...



Type	a1	e
E (Y) 1	72	56
E 2	105	89
E 3	138	122
E 4	171	155
E 5	204	188
E 6	237	221

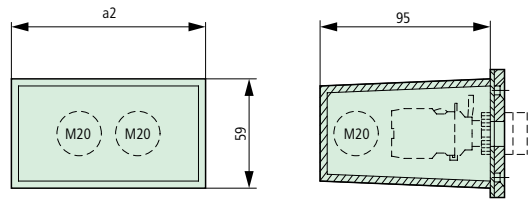
**Base fixing (style: surface mounting)**

**Surface mounting enclosures**  
M22-l...



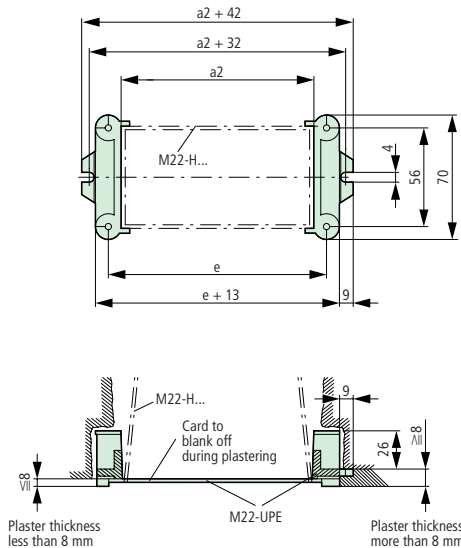
Type	Number of locations	a	e	Cable entries		
M22-l (Y) 1	1	72	58.5	2 x M16	3 x M20	2 x M25
M22-l 2	2	120	106.5	2 x M16	3 x M20	2 x M25
M22-l 3	3	153	139.5	2 x M16	2 x M25	4 x M20
M22-l 4	4	186	172.5	2 x M16	2 x M25	4 x M20
M22-l 6	6	252	238.5	2 x M16	2 x M25	4 x M20

**Shrouds**  
M22-H...

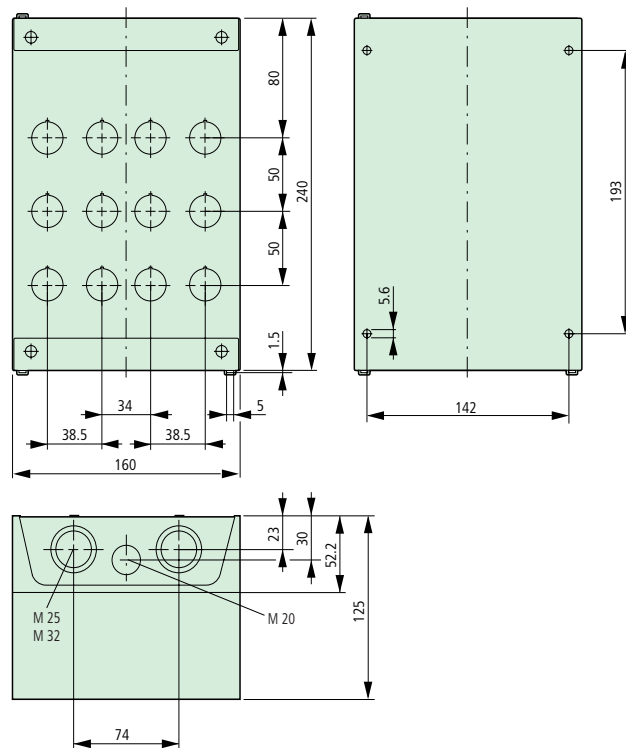


Type	a2	Cable entry	Style
H 1	42	3 x M20	One-part
H 2	75	4 x M20	
H 3	108	4 x M20	
H 4	141	4 x M20	Multi-part
H 5	174	5 x M20	
H 6	207	6 x M20	

**Shroud with plaster keys**  
M22-UPE



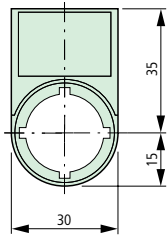
**Surface mounting enclosures, 12 locations**  
M22-l12



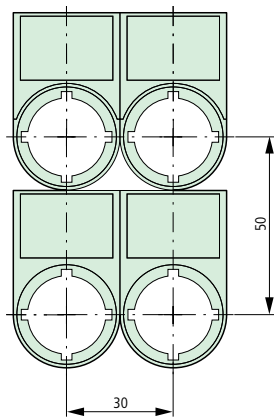
**RMQ Titan**  
Dimensions

Label mounts

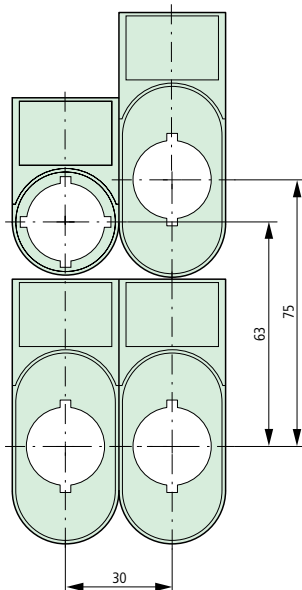
M22-ST



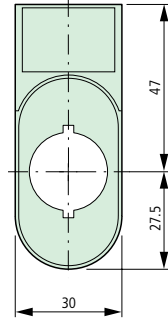
Grid dimensions to IEC/EN 60 947



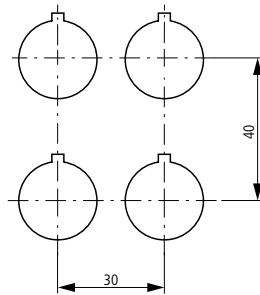
Grid dimensions for M22-DD...



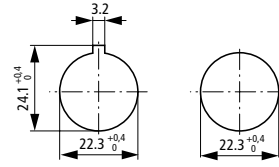
M22-STDD



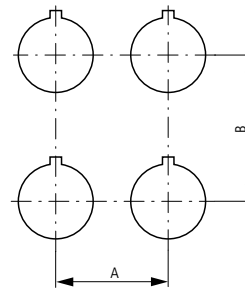
Minimum grid dimensions



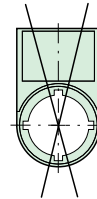
Mounting holes with/without lug slot



Grid dimensions for various combinations

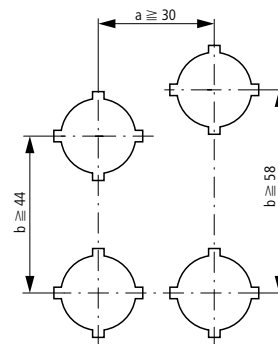


Do not use actuator diaphragms with label mounts, since the label mounts do not comply with IP67.

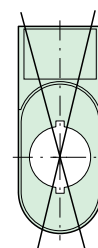


	A $\equiv$	B $\equiv$
IEC/EN 60 947	30	50
RMQ Titan min.	30	40
D + T-D	33	
DP	37	
D+DP	30	
PV	38	
PV+PL-PV	48	56
DD	30	55
DD+T-DD	33	58
DD+STDD	30	75

Grid dimensions for QDD double actuators plus MT-DD diaphragms



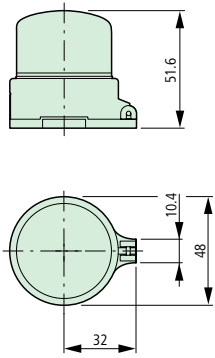
Do not use actuator diaphragms with label mounts, since the label mounts do not comply with IP67.



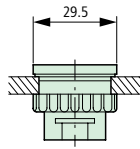
**RMQ Titan**  
Dimensions

Accessories

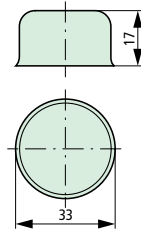
M22-PL-PV



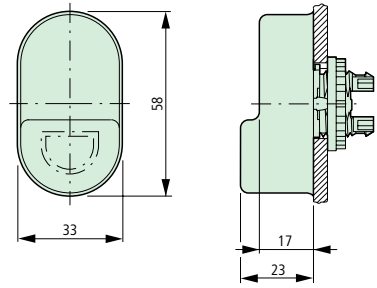
M22-B



M22-T-D

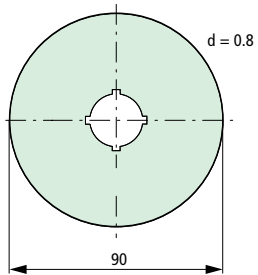


M22-T-DD

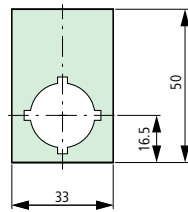


Emergency-Stop label

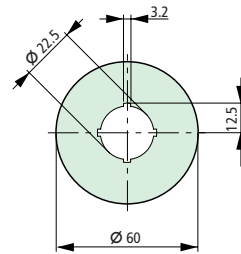
M22-XAK



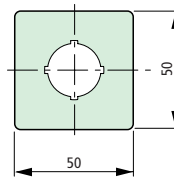
M22-XZK...



M22-XBK1



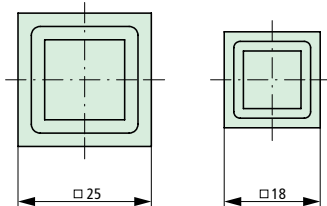
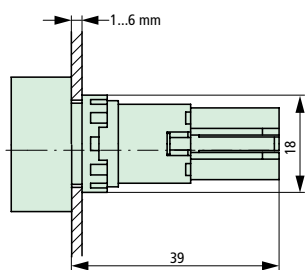
M22-XYK1



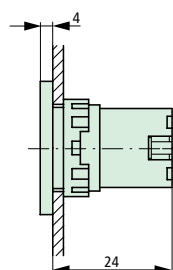
**RMQ16**  
Dimensions

Actuators and indicators

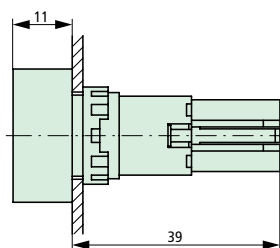
Square style



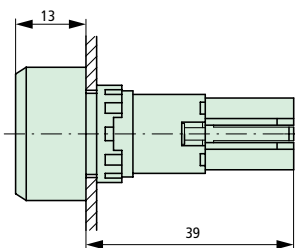
Q...BS



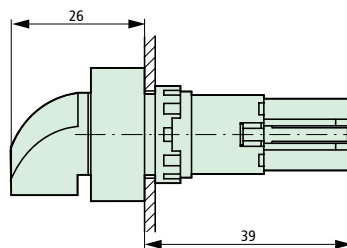
Q...D-...  
Q...DR-...



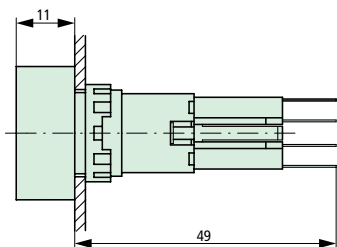
Q...S...



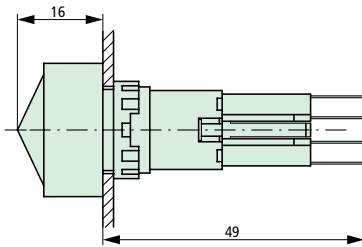
Q...WK...



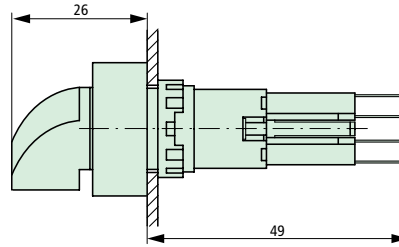
Q...LT-...  
Q...LTR-...  
Q...LF-...



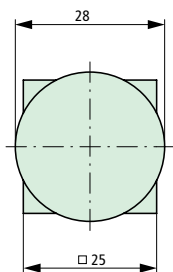
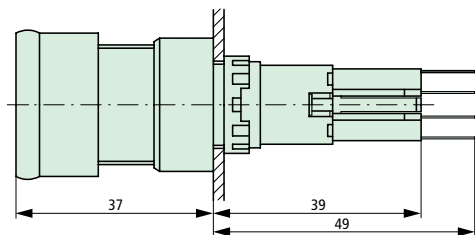
Q...LH-...



Q...LWK-...

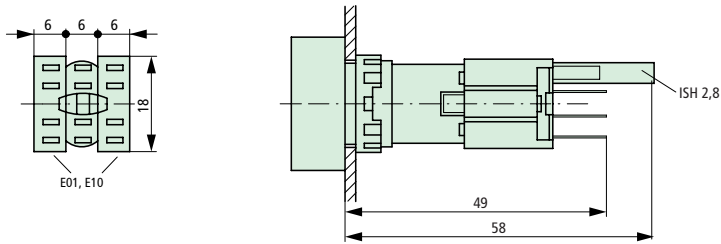


Q25PV  
Q25LPV

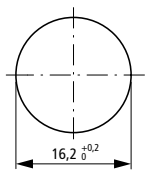


**RMQ16**  
Dimensions

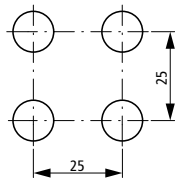
**Front fixing**



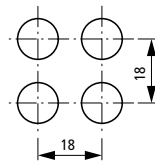
**Drilling dimension**



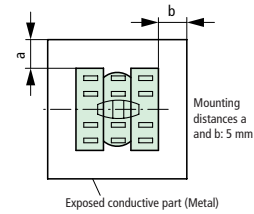
**Grid dimensions to IEC/EN 60 947 Q25...**



**Minimum grid dimensions Q18...**

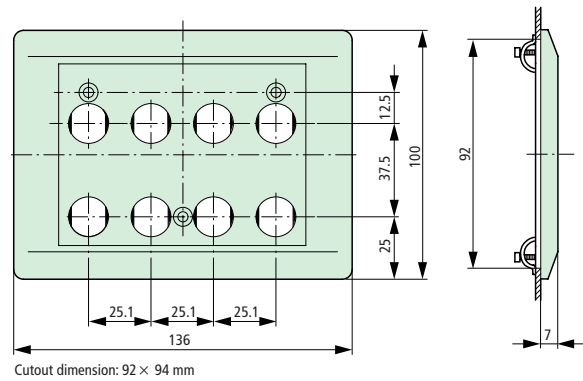


**Mounting distances**



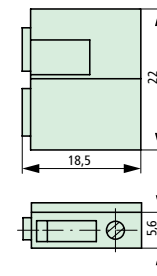
**Flush mounting panels**

**E8/E8-SW**



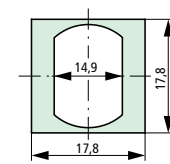
**Screw adapter**

**SRA...**



**Anti-rotation feature**

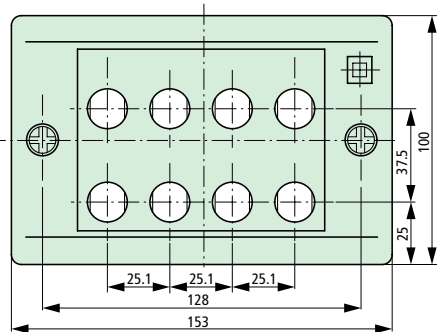
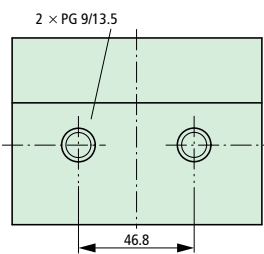
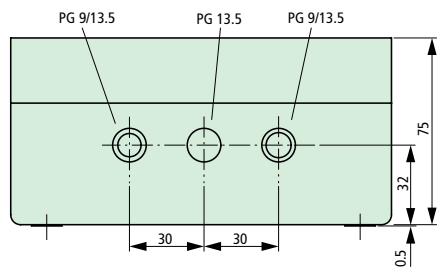
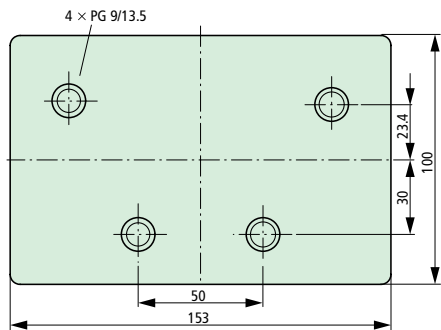
**VS**



**RMQ16**  
Dimensions

Surface mounting enclosures

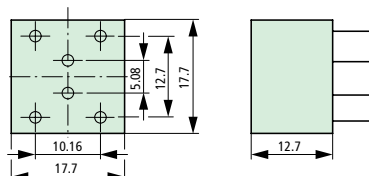
I8



Fixing holes: 2 × Ø 4.5 mm  
Spacing dimension: 128 mm

PCB adapter

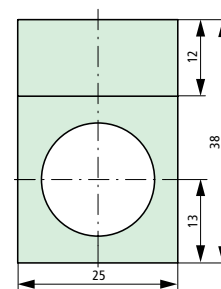
PRA16



Cross-section of solder: 0.6 × 0.6 mm

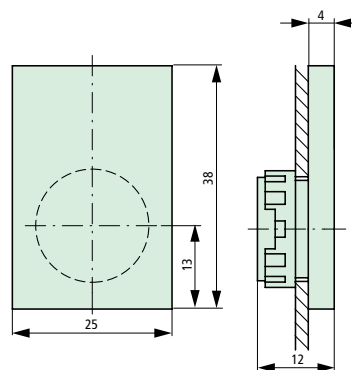
Label mount

Q25TS...



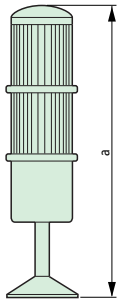
Blanking plate

Q25AS



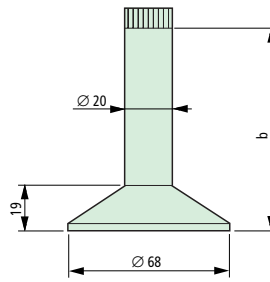
**SL Signal Towers**  
Dimensions

SL-100-...complete units

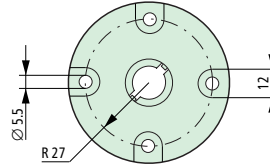


Number of modules	a
1	227
2	289
3	351
4	413
5	475

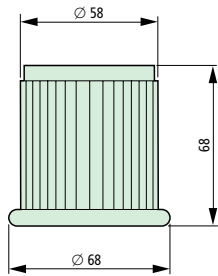
SL-F... stand  
With tube



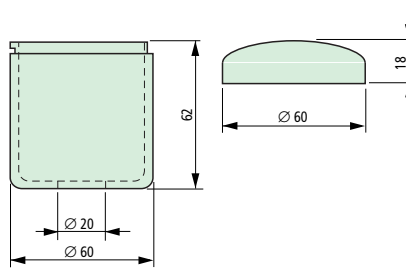
	b
SL-F100	85
SL-F250	235
SL-F400	402
SL-F800	802



SL-L-..., SL-FL...  
SL-BL-..., SL-A... modules



SL-B basic module  
With top cover



SL-FW fixing bracket

