

EPIC® H-A 3 Housings

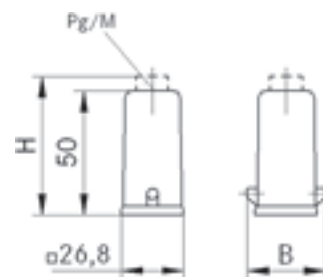
Innovative metal and plastic housing design



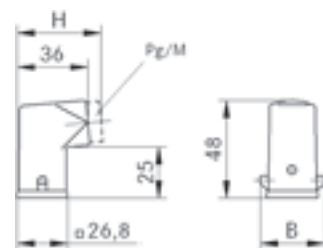
H-A Hood straight cable entry

Suitable inserts:

- EPIC® H-A 3 see page 430
- EPIC® H-D 7 see page 437
- EPIC® H-Q 5 see page 436
- EPIC® STA 6 Screw termination see page 433
- EPIC® H-A 4 see page 430
- EPIC® H-D 8 see page 437
- EPIC® STA 6 Solder termination see page 433



H-A Hood side cable entry



Part number	Part	PG	M	Material	Colour	Cable gland	B	H
H-A housing: Hood (straight cable entry)								
10512100	H-A 3 M Tgv	11		Zinc die-casting	grey		33,5	
10425500	H-A 3 Tgv	11		Thermoplastic	black		36	
10426000	H-A 3 Tgv	11		Thermoplastic	grey		36	
10426500	H-A 3 M Tgv	11		Zinc die-casting	grey	yes	33,5	57
10426700	H-A 3 Tgv	11		Thermoplastic	black	yes	36	62
10426400	H-A 3 Tgv	11		Thermoplastic	grey	yes	36	62
19512100	H-A 3 M Tgv M20		20	Zinc die-casting	grey		33,5	
19425500	H-A 3 Tgv M20		20	Thermoplastic	black		36	
19426000	H-A 3 Tgv M20		20	Thermoplastic	grey		36	
19426500	H-A 3 M Tgv M20		20	Zinc die-casting	grey	yes	33,5	57
H-A housing: Hood (side cable entry)								
10512300	H-A 3 M Ts	11		Zinc die-casting	grey		33,5	
10427300	H-A 3 Ts	11		Thermoplastic	black		36	
10427000	H-A 3 Ts	11		Thermoplastic	grey		36	
10427500	H-A 3 M Ts	11		Zinc die-casting	grey	yes	33,5	43
10620600	H-A 3 Ts	11		Thermoplastic	black	yes	36	48
10427100	H-A 3 Ts	11		Thermoplastic	grey	yes	36	48
19512300	H-A 3 M Ts		20	Zinc die-casting	grey		33,5	
19427300	H-A 3 Ts		20	Thermoplastic	black		36	
19427000	H-A 3 Ts		20	Thermoplastic	grey		36	
19427500	H-A 3 M Ts		20	Zinc die-casting	grey	yes	33,5	43

EPIC® H-A Inserts

H-A Inserts with screw termination up to 2.5 mm² wire cross section

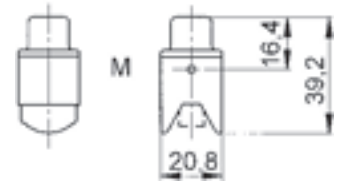
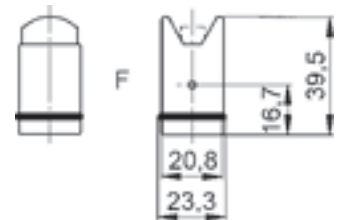


H-A 3 screw termination

The H-A 3 are used wherever space is at a minimum. Screw termination with straight cable insertion from the rear
 Ranges of application:
 Machine and apparatus construction, control technology

Suitable housing:

EPIC® H-A 3 Housings see page 472

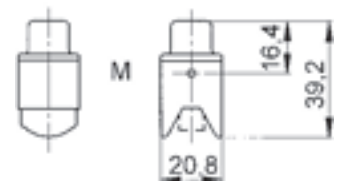
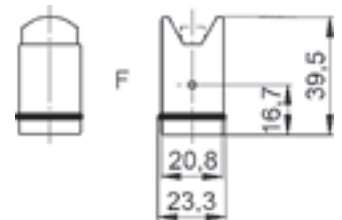


H-A 4 screw termination

The small H-A 4 are used wherever space is at a minimum. Screw termination with straight cable insertion from the rear
 Ranges of application:
 Machine and apparatus construction, control technology

Suitable housing:

EPIC® H-A 3 Housings see page 472



Technical Data

Rated voltage
 IEC: 400 V
 UL: 600 V
 CSA: 600 V

Rated impulse Voltage
 4 kV

Rated current
 IEC: 23 A
 UL: 10 A
 CSA: 10 A

Pollution degree
 3; according to DIN EN 61984
 sect. 6.19.2.2, at least one
 protection degree of IP 54 must
 be complied with

Contact resistance
 1.5 - 4 mOhm

Contacts
 Copper alloy, hard silver plated

Numbers of contacts
 EPIC® H-A 3
 3 + PE
 EPIC® H-A 4
 4 + PE

Termination methods
 Screw termination: 0.5 - 2.5 mm²
 (2.5 mm² only without conductor
 end sleeves)

Cycle of mechanical operation
 100

Range of temperature
 -40°C - +100°C, temporary up
 to +125°C

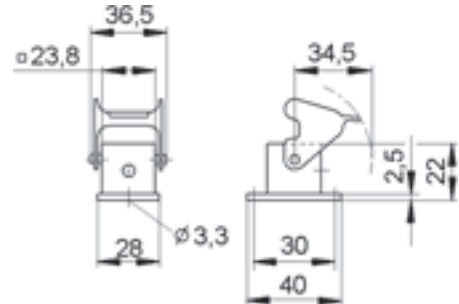
Part number	Part	Version	Contacts
H-A 3 screw termination			
10420000	H-A 3 SS		male 1 - 3
10421000	H-A 3 BS		female 1 - 3
H-A 4 screw termination			
10431000	H-A 4 SS		male 1 - 4
10432000	H-A 4 BS		female 1 - 4



H-A Panel Mount Base

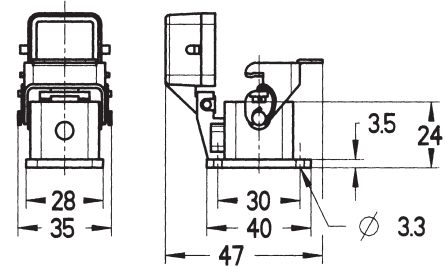
Suitable inserts:

- EPIC® H-A 3 see page 430
- EPIC® H-D 7 see page 437
- EPIC® H-Q 5 see page 436
- EPIC® STA 6 Screw termination see page 433
- EPIC® H-A 4 see page 430
- EPIC® H-D 8 see page 437
- EPIC® STA 6 Solder termination see page 433

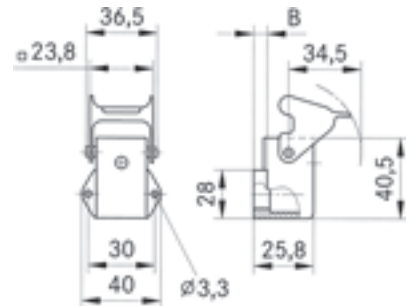


H-A Panel Mount Base with cover

(with sealing, for female inserts)



H-A Panel Mount Base angled



Part number	Part	Material	Colour	B
H-A housing: Panel mount base (straight)				
10422500	H-A 3 MAg	Zinc die-casting	grey	-
10422200	H-A 3 Ag	Thermoplastic	black	-
10422000	H-A 3 Ag	Thermoplastic	grey	-
H-A housing: Panel mount base with cover				
44429015	H-A 3 MAg	Aluminium die-casting	grey	-
H-A housing: Panel mount base (angled)				
10423500	H-A 3 MAgs	Zinc die-casting	grey	3,5
10423100	H-A 3 Ags	Thermoplastic	black	3,5
10423000	H-A 3 Ags	Thermoplastic	grey	3,5