




Clifford & Snell



Flashalarm V4 Yodac Range



V4 Range


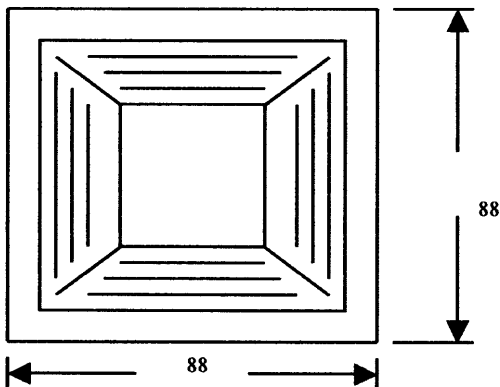
Main Features

- Continually rated
- Strobe - 2.5 and 5 joule flash energy
- High flash intensity
- 360 degree visibility
- Complements audible alarm system
- Flush mounting base available
- Reliable and simple to install
- Red flame retardant or red/white Non flame retardant enclosure available. See ordering instructions
- Lens colours, opal, amber, red, green, blue, clear are available.
- Lens are flame retardant polycarbonate

Technical Specification

- Operating temperature range -25 to +40 deg C
- Storage temperature range -40 to +70 deg C
- Relative humidity 90% @ 40 deg C
- IP65 Rated
- Terminal capacity CSA - 2.5 mm²
- Weight : DC types 0.24Kg
AC types 0.22Kg
- Operating voltage 12/ 24/48 Vdc
115Vac or 230Vac
- Current consumption (Flash Energy)
See Design data overleaf
- Flash rate (Hz) = 1

Dimensions (mm)



All dimensions quoted are approximate only and subject to change without notice as are technical features resulting from continual development and improvement

MOUNTING: All units are supplied separate from the back box. The back box must be mounted with the two cable entries at the top or bottom. The back box should be mounted to a reasonably flat surface or to a standard wiring box, using any of the internal mounting holes. A gasket is supplied, should the surface be uneven, or if the unit is to be used in wet conditions.. The installation is completed by fitting the beacon onto the back box by means of the supplied screws.



IP 65



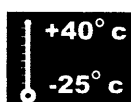
0.24 kg

DC Type



0.22 kg

AC Type



+40° C

-25° C



2.5 joule @ 1 Hz



5 joule @ 1 Hz

DESIGN DATA

Operating Voltage	12Vdc,	24Vdc	48Vdc	115Vac	230Vac
Flash Energy (Joules)	2.5	2.5 5	5	5	5
Light output, opal lens candela sec	4.5	4.5 - 14	14	14	14
Current consumption (mA)	300	150 - 250	135	70	35

V4 INSTALLATION INSTRUCTIONS

The power supply for the Xenon Beacons (STROBES) is via the on-board terminal block:

For DC: Terminal (+) for +ve and Terminal (-) for 0v

For AC: Terminal (L) for LIVE and Terminal (N) for NEUTRAL.

CAUTION: High voltages are present within the beacon when operational

How To Order

Strobe Type

V4

FL40

Range		DC Supply			AC Supply	
(V)		12	24	48	115	230
(W)	2.5	B25	D25			
J	5.0		D50	F50	L50	N50

Lens Colour

	Amber	Blue	Green	Opal	Red	Clear
Ref	A	B	G	O	R	C

Base Colour

	FR Red	Red	White
Ref	RF	RN	WN

Clifford & Snell



A Division of Signature Industries

Tom Cribb Road, Thamesmead,
London SE28 0BH

Tele: 44 (0) 208 3171717

Fax: 44 (0) 208 3172400

Web Site: www.signatureindustries.com

Email: cliffordandsnell@aol.com