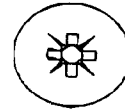
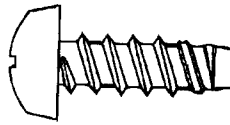
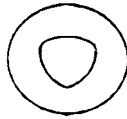


# PAN HEAD PLASFAST



PITCH	THREAD SIZE								
	P	2-28	4-20	6-19	8-16	10-14			
HEAD HEIGHT		0.91 ± 10%	1.27 ± 10%	1.34 ± 10%	1.59 ± 10%	1.81 ± 10%			
HEAD DIA.	k	max.	1.58	2.04	2.47	2.93	3.38		
		min.	1.35	1.78	2.21	2.67	3.1		
PROJECT ED DIA.	dk	max.	4.25	5.57	6.86	8.18	9.48		
		min.	3.94	5.21	6.5	7.77	9.07		
TRIANGU LAR DIA.	C	max.	2.34	3.23	3.73	4.7	5.38		
		min.	2.23	3.07	3.58	4.54	5.23		
THREAD END	D	max.	2.26	3.12	3.63	4.65	5.28		
		min.	2.16	2.97	3.47	4.39	5.13		
POINT DIA.	s	max.	1.82	2.54	2.66	3.18	3.62		
		min.	0.91	1.27	1.33	1.59	1.81		
THREAD ANGLE	y	max.	1.54	2.35	2.7	3.46	3.76		
		min.	60°	60°	60°	60°	60°		
Cross recess No.		r	1		2				
Cross recess	Type Z	Pen.Depth	m	max.	2.64	3.1	4.11	4.5	4.9
				min.	2.32	2.77	3.79	4.17	4.57
				max.	1.35	1.83	1.93	2.34	2.74
				min.	1.1	1.58	1.47	1.88	2.28

L		
SCREW LENGTH		TOLERANCE OF LENGTH
03-Aug	≤ 3/8	.1
03-Apr	≤ 3/4	.1
03-Apr	> 3/4	.1

## SUGGESTED PILOT HOLE SIZES

THICKNESS	METRIC TRITAPS									
	0.5 - 2mm		1.5 - 3.5mm		3 - 6.5mm		6 - 8mm		8 - 12mm	
	S	A	S	A	S	A	S	A	S	A
2mm	1.75	1.7	1.8	1.75	-	-	-	-	-	-
2.5mm	2.25	2.2	2.3	2.25	2.35	2.3	-	-	-	-
3mm	2.7	2.6	2.75	2.7	2.8	2.75	-	-	-	-
3.5mm	3.1	3.1	3.2	3.1	3.2	3.2	3.25	3.2	-	-
4mm	3.6	-	3.7	3.6	3.75	3.7	3.75	3.7	3.3	3.25
5mm	-	-	4.5	4.5	4.6	4.5	4.7	4.6	3.8	3.75
6mm	-	-	5.4	5.4	5.5	5.4	5.6	5.5	4.7	4.7
8mm	-	-	7.3	7.3	7.4	7.3	7.5	7.4	5.7	5.6

S = Steel - mild (Rockwell B 55-75)  
A = Aluminum (Rockwell B 40 70)

PLASFAST					
	2 - 28	4 - 20	6 - 19	8 - 16	10 - 14
Soft	1.93	2.51	3.07	3.73	4.39
Hard	2.03	2.69	3.25	3.99	4.67