

## M-1 SERIES

### REMOTE MIC INPUT MODULES

M-1: UK version



M-1W\*

M-1A: US (Decora) version



M-1AW\*

\* black modules also available.

## General Description

The M-1 Series is a range of remote input modules for use with Cloud Zone Mixers, Zone Mixing Amplifiers or Mini Amplifiers fitted with an RJ45 Facility Port. An M-1 module allows a microphone to be connected physically within a zone and routed to the zone's amplifier and speakers. A MIC LEVEL control on the module permits in-zone control of the volume of the connected source. Selectable mic-over-music priority is provided from a button on the faceplate.

The M-1 is compatible with any Cloud host unit fitted with a Facility Port. Note that some host units have multiple Facility Ports (i.e., per-zone); others have a single Facility Port for a specific zone, and some host units are inherently single-zone devices. Compatible Cloud host units are:

- Z4<sub>MK4</sub> and Z8<sub>MK4</sub> Zone Mixers
- MA40F, MA40T and MA40E Mini Amplifiers
- MA80FT and MA80E Mini Amplifiers
- 46-120 and 46-120<sub>MEDIA</sub> Zone Mixing Amplifiers
- 46-80 and 46-80T Mixing Amplifiers

The M-1 is also compatible with (discontinued) Zone Mixers Z4<sub>MK3</sub> and Z8<sub>MK3</sub>.

The M-1 is available in two form factors, to suit either UK electrical back boxes or as a US-style Decora module. They are easily wired to the host unit's rear panel Facility Port for the relevant Zone using screened Cat 5 cable and screened RJ45 plugs.

In many installations, the host unit will normally be located in a rack along with other audio equipment, and will not be readily accessible. Installing an M-1 module in a zone provides the user with the ability to connect a microphone in the zone itself, which will then be routed to the speakers in that zone. The mic input uses a standard male XLR connector wired for balanced operation. The MIC PRIORITY button controls how the mic signal is mixed with a music source assigned to the zone at the host unit: with MIC PRIORITY selected, the microphone signal will reduce the level of the music source assigned to the zone at the host unit by 30 dB, with smooth level restoration when the mic signal ends. When MIC PRIORITY is not selected, the music signal will remain at its normal level, and the mic signal will be mixed with it.

## M-1 key features

- Single-zone remote microphone input module for Cloud host units equipped with an RJ45 Facility Port
- Easy connection to host unit via screened Cat 5 cable (up to 1000 m)
- Balanced mic input on XLR connector
- MIC LEVEL control: gain range +50 to -88 dB
- User-selectable MIC PRIORITY function gives microphone priority over background music: music ducks by 30 dB when MIC PRIORITY is active

## Versions

Four versions of the M-1 are available; they are electrically identical and differ only in style and appearance. Versions available are:

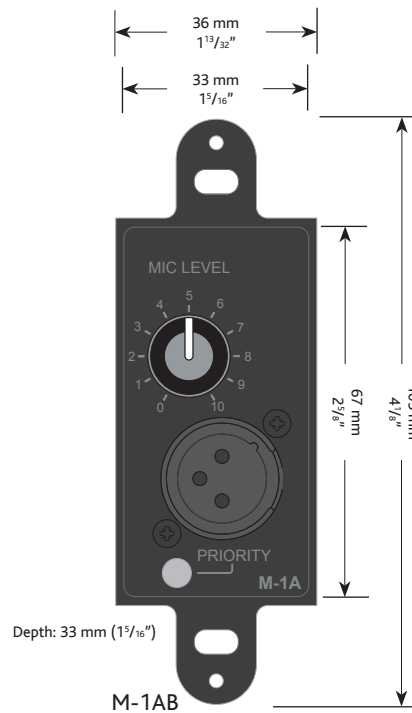
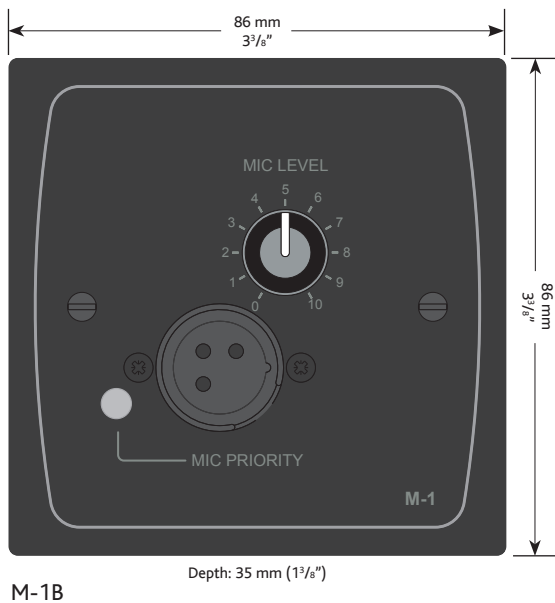
- M-1W – to fit UK back boxes, white finish
- M-1B – to fit UK back boxes, black finish
- M-1AW - US Decora module, white finish
- M-1AB – US Decora module, black finish

The M-1W and M-1B mount into a standard single-gang UK-style electrical back box (85 x 85 mm).

The M-1AW and M-1AB are compatible with standard Decora openings of 1-5/16" x 2-5/8".

All versions require a back box depth of 35 mm (1-3/8") minimum.

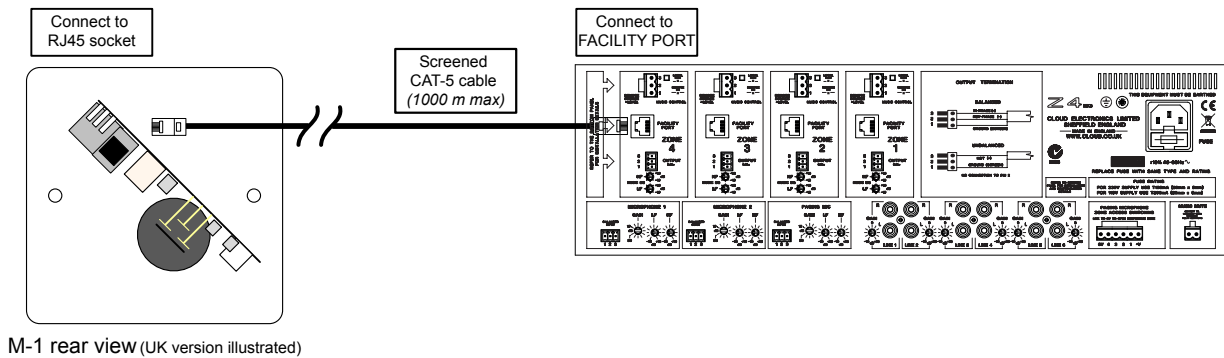
## Dimensions



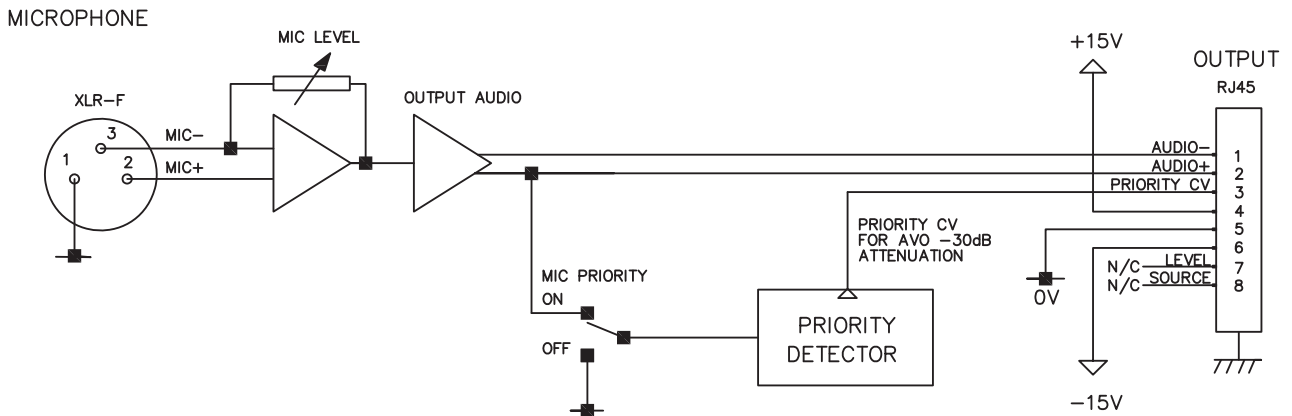
## Connections

The M-1 is exceptionally simple to install; the rear RJ45 connector is wired to one of the host unit's Facility Ports with a single screened Cat 5 cable fitted with standard shielded RJ45 connectors at each end. The Cat 5 cable carries DC power as well as balanced audio. An M-1 provides an input only to the Zone whose Facility Port it is connected to.

M-1s are powered from the host unit to which they are connected, and each takes 16 mA at +15 V and -15 V. In the vast majority of installations, the host unit will have ample spare power capacity for multiple M-1s. Full details are provided in the host unit's documentation.



## Block Diagram



## Architect's and Engineer's Specification

An optional remote module shall be available for Cloud Zone Mixers, Zone Mixing Amplifiers and Mini Amplifiers equipped with an RJ45 Facility Port. The module shall be provided with an RJ45 connector to permit connection to the host unit via screened Category 5 data cable.

The remote module shall allow the connection of a balanced microphone level signal via a standard XLR3M connector. The connector shall be accessible from the front of the module. The module faceplate shall be fitted with a rotary level control with a range of +50 dB gain to full attenuation.

A priority function will be provided allowing the user to select whether a microphone signal at the plate shall duck the music source selected at the host unit for that Zone by 30 dB, or is mixed with an unattenuated music signal. The priority function shall be selectable from the front of the module.

The remote module shall be available in two versions: i) suitable for fitment in standard UK electrical back boxes, ii) compatible with standard Decora switch panel openings. The modules shall be available in either black or white finish.

The remote modules shall be the Cloud M-1W (UK version, white finish), the Cloud M-1B (UK version, black finish), the Cloud M-1AW (Decora style, white finish), the Cloud M-1AB (Decora style, black finish).