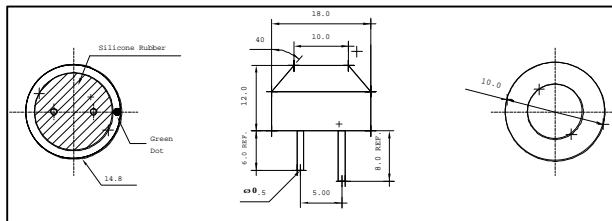


Air Ultrasonic Ceramic Transducers

400EP18A



Dimensions: dimensions are in mm



Specification

400EP18A

	Transceiver
Center Frequency	40.0±1.0Khz
Bandwidth (-6dB) 400EP18A	1.5Khz
Transmitting Sound Pressure Level	108dB min.
at resonant frequency; 0dB re 0.0002μbar per 10Vrms at 30cm	
Receiving Sensitivity	-75dB min.
at resonant frequency 0dB = 1 volt/μbar	
Nominal Impedance (Ohm)	500
Ringling (ms)	1.2 max.
Capacitance at 1Khz	±20% 1900 pF
Max. Driving Voltage (cont.)	20Vrms
Total Beam Angle	-6dB 85°
Operation Temperature	-20 to 70°C
Storage Temperature	-40 to 80°C

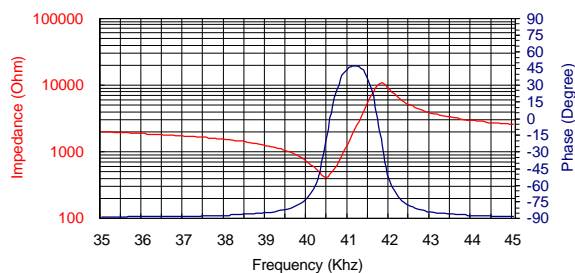
All specification is typical at 25°C
Closer frequency tolerance, shorter ringing and wider bandwidth models can be supplied upon request.

Model available:

1	400EP18A	Black Al. Housing
---	----------	-------------------

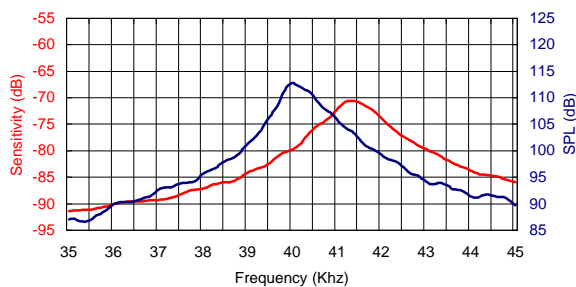
Impedance/Phase Angle vs. Frequency

Tested under 1Vrms Oscillation Level



Sensitivity/Sound Pressure Level

Tested under 10Vrms @ 30cm



Beam Angle: Tested at 40.0Khz frequency

