



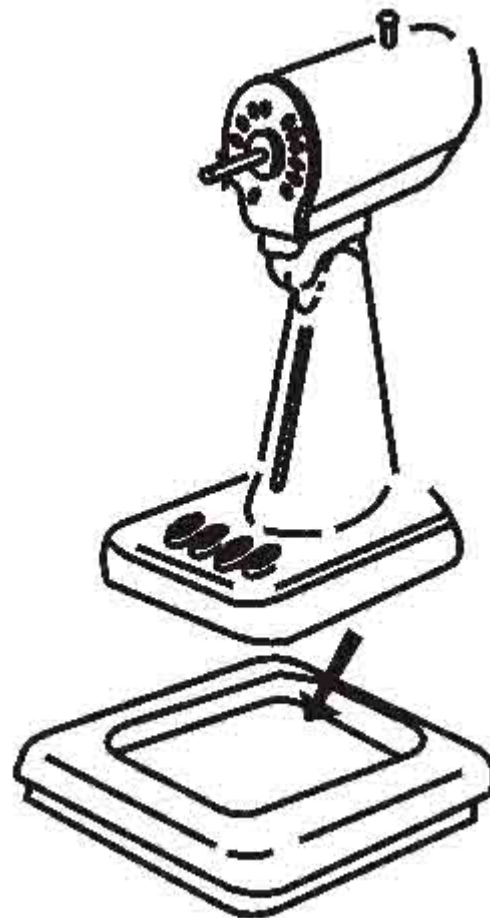
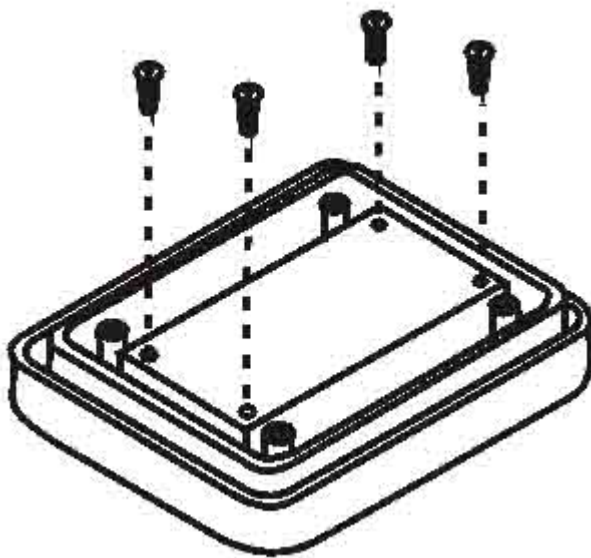
### Table Fan Operating Instruction:

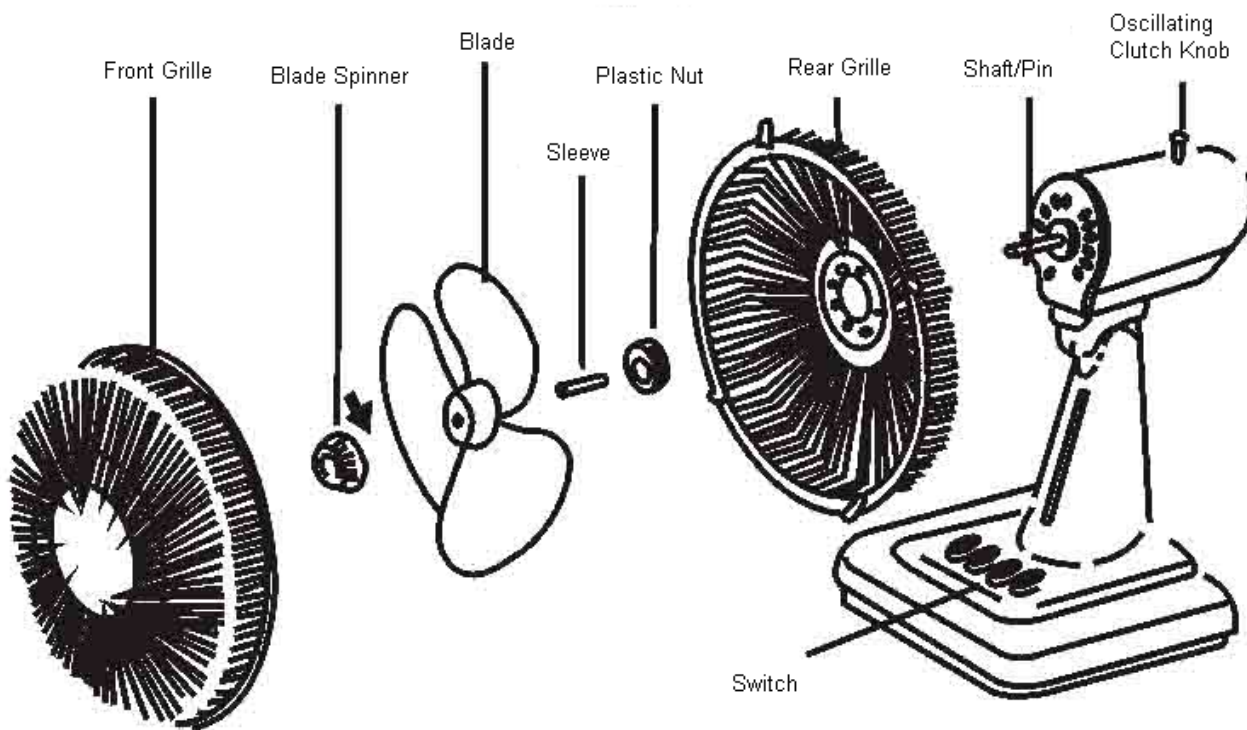
#### Instructions for Safe Operation:

- Never insert fingers, pencils, or any other object through the guard when fan is running.
- Disconnect fan when moving from one location to another.
- Disconnect fan when removing grilles for cleaning.
- Be sure fan is on a stable surface when operating to avoid overturning.
- Do not use close to an open window. Rain may create electrical hazard.

### Assembly of Fan Pedestal onto Fan Base:

- Insert the pedestal onto the base press the pedestal firmly into position in the base.
- Finally, locate in screws provided in the underside of the base and tighten firmly to secure the pedestal and base permanently together.





### Assembly of Blade and Grilles:

- Unscrew the spinner clockwise and the nut counter clockwise then remove both of them with the plastic sleeve around motor shaft.
- Set the rear grille in the proper position with handle facing upwards.
- Screw on plastic nut tightly to attach grille.
- Discard sleeve on shaft.
- Install the blade onto the shaft until it reaches the retaining pin.
- Screw spinner on to motor shaft counter clockwise.
- Mount the front grille and fix both grilles together with clips.

### Operating Instructions:

- To make/stop the fan head oscillate, push down/pull the clutch knob on the motor housing.
- To adjust vertical angle, tilt fan head up or down as desired.
- Speed is controlled by depressing the piano keys.
- Plug the power supply cord into wall outlet.

### Cleaning:

- Be sure to unplug from the electrical supply source before cleaning.
- Plastic parts should be cleaned with mild soap and a damp cloth or sponge. Thoroughly remove soap film with clean water.
- To disassemble each part, reverse the order of assembly.

If the supply cord is damaged, it must be replaced by the manufacturer or services agent in order to avoid hazard.

### Part Number Table

Description	Part Number
Fan, 9 Inch Desk	FT-0907
Fan, 12 Inch Desk	FT-1207
Fan, 16 Inch Desk	FT-1607

# FT Series

## Fans

**PRO-POWER**  
Quality Cables

### Notes:

### International Sales Offices:



**AUSTRALIA – Farnell InOne**  
Tel No: ++ 61 2 9645 8888  
Fax No: ++ 61 2 9644 7898



**FINLAND – Farnell InOne**  
Tel No: ++ 358 9 560 7780  
Fax No: ++ 358 9 345 5411



**NETHERLANDS – Farnell InOne**  
Tel No: ++ 31 30 241 7373  
Fax No: ++ 31 30 241 7333



**SWITZERLAND – Farnell InOne**  
Tel No: ++ 41 1 204 64 64  
Fax No: ++ 41 1 204 64 54



**AUSTRIA – Farnell InOne**  
Tel No: ++ 43 662 2180 680  
Fax No: ++ 43 662 2180 670



**FRANCE – Farnell InOne**  
Tel No: ++ 33 474 68 99 99  
Fax No: ++ 33 474 68 99 90



**NEW ZEALAND – Farnell InOne**  
Tel No: ++ 64 9 357 0646  
Fax No: ++ 64 9 357 0656



**UK – Farnell InOne**  
Tel No: ++ 44 8701 200 200  
Fax No: ++ 44 8701 200 201



**BELGIUM – Farnell InOne**  
Tel No: ++ 32 3 475 2810  
Fax No: ++ 32 3 227 3648



**GERMANY – Farnell InOne**  
Tel No: ++ 49 89 61 39 39 39  
Fax No: ++ 49 89 613 59 01



**NORWAY – Farnell InOne**  
Tel No: ++ 45 44 53 66 66  
Fax No: ++ 45 44 53 66 02



**UK – BuckHickman InOne**  
++ 44 8450 510 150  
++ 44 8450 510 130



**BRAZIL – Farnell-Newark InOne**  
Tel No: ++ 55 11 4066 9400  
Fax No: ++ 55 11 4066 9410



**HONG KONG – Farnell-Newark InOne**  
Tel No: ++ 852 2268 9888  
Fax No: ++ 852 2268 9899



**PORTUGAL – Farnell InOne**  
Tel No: ++ 34 93 475 8804  
Fax No: ++ 34 93 474 5288



**UK – CPC**  
++ 44 8701 202 530  
++ 44 8701 202 531



**CHINA – Farnell-Newark InOne**  
Tel No: ++86 10 6238 5152  
Fax No: ++86 10 6238 5022



**IRELAND – Farnell InOne**  
Tel No: ++ 353 1 830 9277  
Fax No: ++ 353 1 830 9016



**SINGAPORE – Farnell-Newark InOne**  
Tel No: ++ 65 6788 0200  
Fax No: ++ 65 6788 0300



**EXPORT – Farnell InOne**  
Tel No: ++ 44 8701 200 208  
Fax No: ++ 44 8701 200 209

**For enquiries from all other markets**



**DENMARK – Farnell InOne**  
Tel No: ++ 45 44 53 66 44  
Fax No: ++ 45 44 53 66 06



**ITALY – Farnell InOne**  
Tel No: ++ 39 02 93 995 200  
Fax No: ++ 39 02 93 995 300



**SPAIN – Farnell InOne**  
Tel No: ++ 34 93 475 8805  
Fax No: ++ 34 93 474 5107



**ESTONIA – Farnell InOne**  
Tel No: ++ 358 9 560 7780  
Fax No: ++ 358 9 345 5411



**MALAYSIA – Farnell-Newark InOne**  
Tel No: ++ 60 3 7873 8000  
Fax No: ++ 60 3 7873 7000



**SWEDEN – Farnell InOne**  
Tel No: ++ 46 8 730 50 00  
Fax No: ++ 46 8 83 52 62

<http://www.farnellinone.com>

<http://www.buckhickmaninone.com>

<http://www.cpc.co.uk>

**Disclaimer** This data sheet and its contents (the "Information") belong to the Premier Farnell Group (the "Group") or are licensed to it. No licence is granted for the use of it other than for information purposes in connection with the products to which it relates. No licence of any intellectual property rights is granted. The Information is subject to change without notice and replaces all data sheets previously supplied. The Information supplied is believed to be accurate but the Group assumes no responsibility for its accuracy or completeness, any error in or omission from it or for any use made of it. Users of this data sheet should check for themselves the Information and the suitability of the products for their purpose and not make any assumptions based on information included or omitted. Liability for loss or damage resulting from any reliance on the Information or use of it (including liability resulting from negligence or where the Group was aware of the possibility of such loss or damage arising) is excluded. This will not operate to limit or restrict the Group's liability for death or personal injury resulting from its negligence. Pro-Power is the registered trademark of the Group. © Premier Farnell plc 2004.

**PRO-POWER**  
Quality Cables