

IP20 LED Batten - Twin

LED IP20 BATTEN L600 TWIN 4000K

0045162



Product features

- full range of LED Battens to replace traditional T8 battens (600mm, 1200mm, 1500mm and 1800mm), ease of installation, 4000K, 25000h lifetime



PRODUCT OVERVIEW

IPC Code	0045162
Product name	LED IP20 BATTEN L600 TWIN 4000K
Technology	LED
General application	Residential & Consumer
Certifications	EUNEW009
ETIM Class	EC000109
Fixture luminous flux (lm)	1800
Luminaire efficacy (lm/W)	113
Colour temperature (K)	4000
Light colour	Neutral White
CRI (Ra)	80
Photobiological Risk Group	RG0
Total power consumption (W)	16
Electrical protection	Class I
IP rating	IP20
IK rating	IK02
Product EAN number	5410288451626
Lamps	No

DATA TABLE

General data

IPC Code	0045162
Product name	LED IP20 BATTEN L600 TWIN 4000K
Technology	LED
General application	Residential & Consumer
Certifications	EUNEW009
ETIM Class	EC000109

Optical data

Fixture luminous flux (lm)	1800
Luminaire efficacy (lm/W)	113
Colour temperature (K)	4000
Light colour	Neutral White

IP20 LED Batten - Twin

LED IP20 BATTEN L600 TWIN 4000K
0045162

CRI (Ra)	80
Photobiological Risk Group	RG0

Electrical data

Total power consumption (W)	16
Mains voltage (V)	220-240V~
Electrical protection	Class I
Drive current (mA)	120
Nominal Frequency (Hz)	50/60Hz
Max. Luminaires per 10A C Breaker	27
Max. Luminaires per 13A C Breaker	34
Max. Luminaires per 16A C Breaker	42
Max. Luminaires per 20A C Breaker	54
Max. Luminaires per 10A B Breaker	18
Max. Luminaires per 13A B Breaker	23
Max. Luminaires per 16A B Breaker	28
Max. Luminaires per 20A B Breaker	36

Lifetime data

Lumen maintenance - L70 B50	25000
-----------------------------	-------

Physical data

IP rating	IP20
IK rating	IK02
Nominal Product Length (mm)	600
Nominal Product Width (mm)	82
Nominal Product Height (mm)	48
Weight (kg)	0.31

Packaging

Single packaging type	Mix blister(20% carton, 80% pl)
Product EAN number	5410288451626
Packaging single length / height (cm)	61.0
Packaging single width (cm)	8.6
Packaging single depth (cm)	5.2
DUN14 (outer)	15410288451623
Units per outer package	21
Packaging outer length / height (cm)	62.0
Packaging outer width (cm)	45.5
Packaging outer depth (cm)	23.5

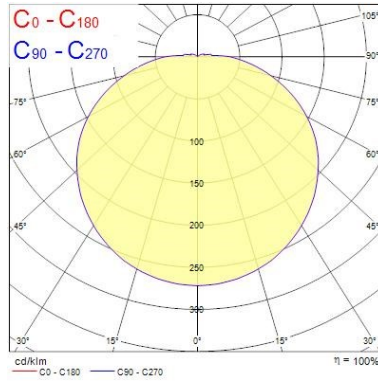
PHOTOMETRY

IP20 LED Batten - Twin LED IP20 BATTEN L600 TWIN 4000K 0045162


0.5	2.07	E(0°) E(C0)	64.2°	1967 81
1.0	4.14	E(0°) E(C0)	64.2°	489 20
1.5	6.21	E(0°) E(C0)	64.2°	217 9
2.0	8.27	E(0°) E(C0)	64.2°	122 5
2.5	10.34	E(0°) E(C0)	64.2°	73 3
3.0	12.41	E(0°) E(C0)	64.2°	54 2

Distance [m] | Cone diameter [m] | Illuminance [lx]

C0 - C180 (Half beam angle: 123.4°)



TECHNICAL DRAWINGS



SYLVANIA 0045162


This luminaire contains built-in LED lamps

LED

The lamps cannot be changed in the luminaire.


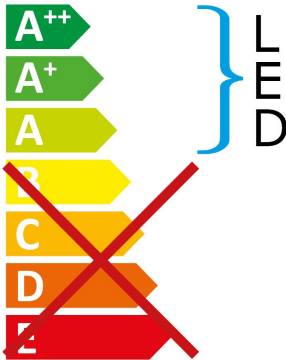
874/2012

IP20 LED Batten - Twin *LED IP20 BATTEN L600 TWIN 4000K* 0045162



This luminaire contains built-in LED lamps

The lamps cannot be changed in the luminaire.



SYLVANIA 0045162 874/2012