

HCF216J100RJ

✓ ACTIVE

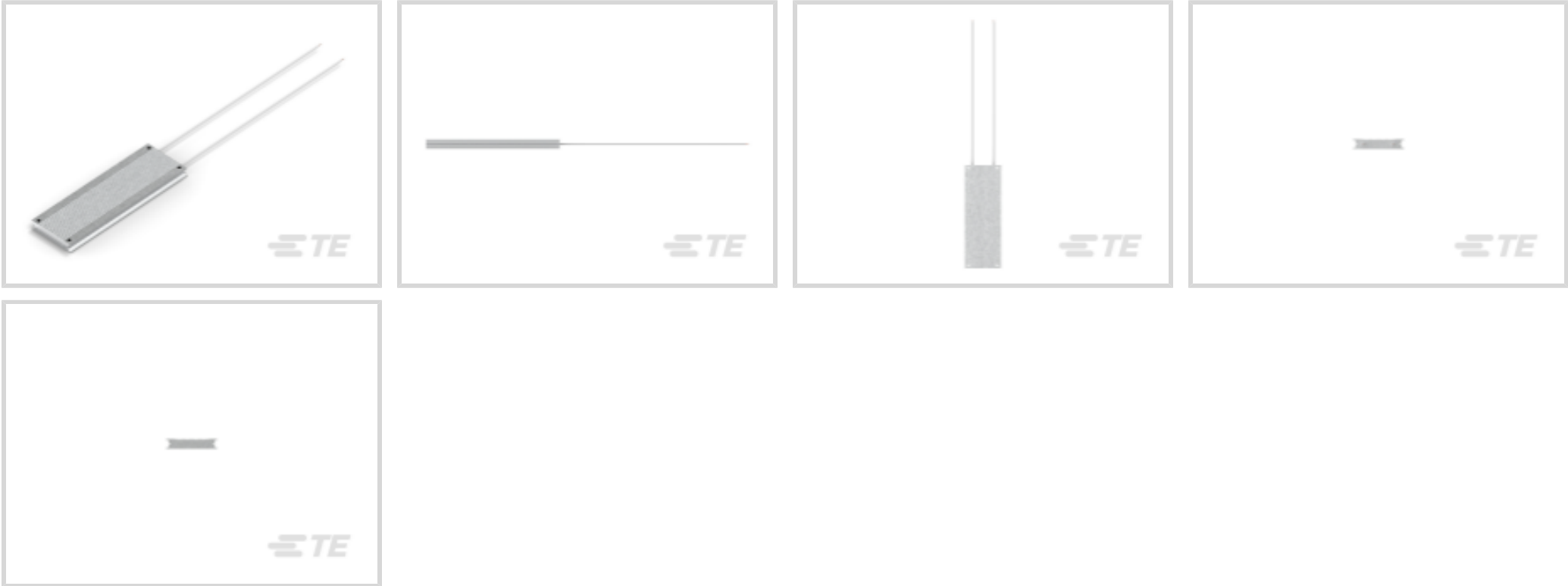
TE Internal #: 2176445-6

Chassis Mount Resistors, Power Resistor, 216 x 60 x 15 mm, 2 Terminations, Loose Piece - Box, Tolerance 5%, Wirewound, Resistance Class Up to 1kΩ

[View on TE.com >](#)



Passive Components > Resistors > Chassis Mount Resistors



Resistor Type: **Power Resistor**

Dimensions: **216 x 60 x 15 mm**

Number of Terminations: **2**

Packaging Method: **Loose Piece - Box**

Tolerance: **5%**

Features

Product Type Features

Resistor Type	Power Resistor
Element Type	Wirewound

Configuration Features

Number of Resistors	1
---------------------	---

Electrical Characteristics

Tolerance	5%
Resistance Class	Up to 1kΩ
Resistance	100 Ω
Power Rating	200 W

Body Features

Lead Type	Lead type terminal
-----------	--------------------

Termination Features

Number of Terminations	2
Termination Type	Flying Leads



Mechanical Attachment

Mount Style	Direct Mounting
-------------	-----------------

Dimensions

Dimensions	216 x 60 x 15 mm
------------	------------------

Usage Conditions

Temperature Coefficient	±200 ppm/°C
-------------------------	-------------

Packaging Features

Packaging Method	Loose Piece - Box
------------------	-------------------

Product Compliance

For compliance documentation, visit the product page on TE.com>












EU RoHS Directive 2011/65/EU	Compliant
EU ELV Directive 2000/53/EC	Compliant
China RoHS 2 Directive MIIT Order No 32, 2016	No Restricted Materials Above Threshold
EU REACH Regulation (EC) No. 1907/2006	Current ECHA Candidate List: JAN 2020 (205) Candidate List Declared Against: JAN 2020 (205) Does not contain REACH SVHC
Halogen Content	Low Halogen - Br, Cl, F, I < 900 ppm per homogenous material. Also BFR/CFR/PVC Free
Solder Process Capability	Hand solderable with lead free solder

Product Compliance Disclaimer

This information is provided based on reasonable inquiry of our suppliers and represents our current actual knowledge based on the information they provided. This information is subject to change. The part numbers that TE has identified as EU RoHS compliant have a maximum concentration of 0.1% by weight in homogenous materials for lead, hexavalent chromium, mercury, PBB, PBDE, DBP, BBP, DEHP, DIBP, and 0.01% for cadmium, or qualify for an exemption to these limits as defined in the Annexes of Directive 2011/65/EU (RoHS2). Finished electrical and electronic equipment products will be CE marked as required by Directive 2011/65/EU. Components may not be CE marked. Additionally, the part numbers that TE has identified as EU ELV compliant have a maximum concentration of 0.1% by weight in homogenous materials for lead, hexavalent chromium, and mercury, and 0.01% for cadmium, or qualify for an exemption to these limits as defined in the Annexes of Directive 2000/53/EC (ELV). Regarding the REACH Regulation, the information TE provides on SVHC in articles for this part number is based on the latest European Chemicals Agency (ECHA) 'Guidance on requirements for substances in articles' posted at this URL: <https://echa.europa.eu/guidance-documents/guidance-on-reach>

Compatible Parts



 <div>TE Model / Part # 2176445-1 HCF216 200W 10R 5% LEAD</div>	 <div>TE Model / Part # 2176445-7 HCF216 200W 150R 5% LEAD</div>	 <div>TE Model / Part # 1-2176445-2 HCF216 200W 1K0 5% LEAD</div>	 <div>TE Model / Part # 2176445-8 HCF216 200W 220R 5% LEAD</div>
 <div>TE Model / Part # 2176445-2 HCF216 200W 22R 5% LEAD</div>	 <div>TE Model / Part # 2176445-9 HCF216 200W 330R 5% LEAD</div>	 <div>TE Model / Part # 2176445-3 HCF216 200W 33R 5% LEAD</div>	 <div>TE Model / Part # 1-2176445-0 HCF216 200W 470R 5% LEAD</div>
 <div>TE Model / Part # 2176445-4 HCF216 200W 47R 5% LEAD</div>	 <div>TE Model / Part # 1-2176445-1 HCF216 200W 680R 5% LEAD</div>	 <div>TE Model / Part # 2176445-5 HCF216 200W 68R 5% LEAD</div>	

Documents

Product Drawings  
HCF216 200W 100R 5% LEAD  
English

CAD Files  
3D PDF  
3D  
Customer View Model  
ENG\_CVM\_CVM\_2176445-6\_A.2d\_dxf.zip  
English  
Customer View Model  
ENG\_CVM\_CVM\_2176445-6\_A.3d\_igs.zip  
English  
Customer View Model  
ENG\_CVM\_CVM\_2176445-6\_A.3d\_stp.zip  
English

By downloading the CAD file I accept and agree to the [Terms and Conditions](#) of use.

Datasheets & Catalog Pages

HCF216J100RJ

Chassis Mount Resistors, Power Resistor, 216 x 60 x 15 mm, 2 Terminations, Loose Piece - Box, Tolerance 5%, Wirewound, Resistance Class Up to 1kΩ



Aluminium Housed Breaking Resistor - Type HCF Series

English