

25

P 137 S

Modular connectors

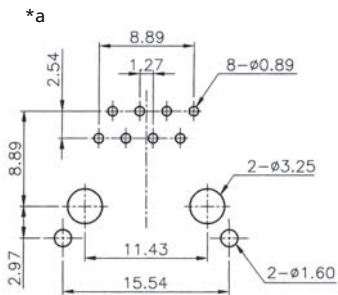
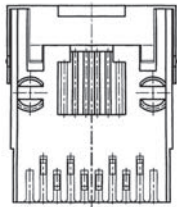
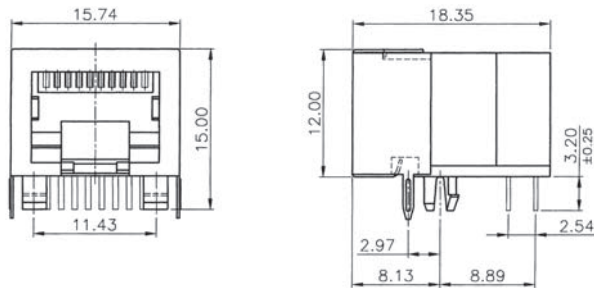


Modular chassis socket, 8p8c (RJ45), angular, with shielding, lower side locking and flange, for printed circuit boards

State: Active

25

P 137 S



*a printed circuit board layout, components side view

Environmental conditions

Temperature range -40 °C/+80 °C

Materials

Insulating body PBT GF, V-0 according to UL94
 Contact spring Cu alloy, pre-nickel and gold-plated, tin-plated in solder area
 Housing Cu alloy, tin-plated

Mechanical data

Mating cycles 500
 Insertion force ≤ 19,9 N

Electrical data (at T_{amb} 20 °C)

Contact resistance ≤ 40 mΩ
 Rated current ≤ 1,5 A
 Rated voltage 150 V AC
 Rated impulse voltage 500 V
 Insulation resistance ≥ 500 MΩ

Associated products

Counterparts
 ☞ P 129 ☞ P 129 S

Accessories
 ☞ 2533 01

25

P 137 S

Designation	Pole Number	PU (Pieces)	MDQ (Pieces)
P 137 S	8	38	760

Packaging:

in bulk, in a cardboard box or a plastic bag