

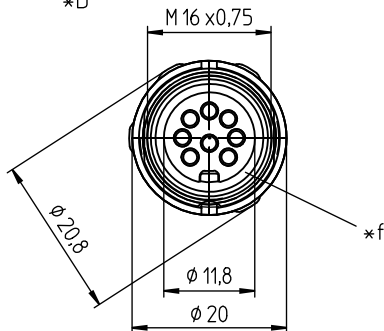
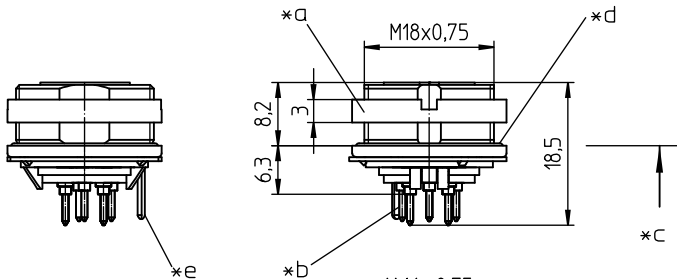
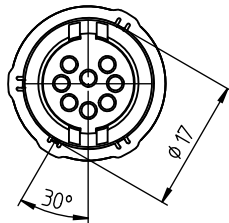
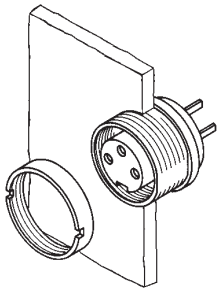
03 030798-2

Circular connectors with threaded joint M16 acc. to IEC 61076-2-106, IP40/IP67/IP68



SWUM™ chassis socket acc. to IEC 61076-2-106 and AISG specification, IP68/67, with threaded joint and ground contact, for printed circuit boards, manual soldering, for back side mounting

03 030798-2



Environmental conditions

Temperature range -40 °C/+85 °C

Materials

Insulating body	PA, V-2 according to UL94
Contact bush	CuZn, silver-plated and flash gold-plated, tin-plated in solder area
Ground contact	CuZn, pre-nickel and tin-plated
Housing	Zn diecast, pre-copper and nickel-plated
Ring screw	CuZn, nickel-plated
Seal	CR (flat), NBR (O-ring)

Mechanical data

Insertion force/contact	≤ 5.0 N ¹
Withdrawal force/contact	≥ 1.2 N ¹
Tightening torque connector	1-3 Nm
Tightening torque nut	1-3 Nm
Protection class	IP68/67 ²

¹ measured with a polished steel pin, nominal thickness 1.5 mm

² according to IEC 60529/DIN EN 60529

IP68: sealed in locked position; pair of appropriate connectors in locked position is sealed against ingress of dust and moisture.









IP67: sealed when unmated (SWUM™); no dust or moisture can ingress into the inside of the device through an unmated connector accidentally left unprotected.
IPX8 requirements under agreement between user and manufacturer

Electrical data (at T_{amb} 20 °C)




Contact resistance	≤ 5 mΩ
Rated current	5 A (T _{amb} 40 °C)
Rated voltage	60 V
Rated impulse voltage	1 kV/60 s
Material group	II (IEC)/I (UL) (400 ≤ CTI < 600)
Overvoltage category	I
Insulation resistance	> 100 MΩ

Associated products

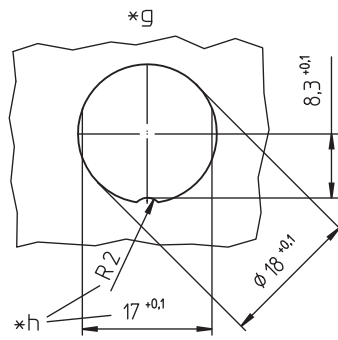
Counterparts

 0331	 0332	 0332-1
 033200	 0365	 036500
 Weitere Produkte auf Anfrage	 Weitere Produkte auf Anfrage	

Accessories

 0322 C 16	 0381	 038199
---	--	--

03 030798-2

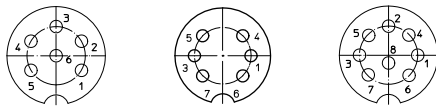


☞ 0384

☞ 0385

☞ 038799

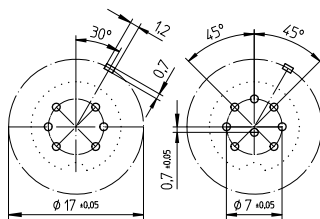
Pin configurations, solder side view



08-a

- 030798-2 06-1 030798-2 08-1

Printed circuit board layout, solder side view



08-a

030798-2 06-1 030798-2 08-1

03

030798-2

-
- *a nut enclosed separately
 - *b for bore hole in printed circuit board \varnothing 1 mm
 - *c mounting direction
 - *d O-ring gasket
 - *e ground contact
 - *f flat gasket
 - *g port in mounting plate
 - *h anti-rotation, alternative execution

03

030798-2

Designation	Pole Number	PU (Pieces)	MDQ (Pieces)
030798-2 06-1	6	50	100
030798-2 08-1	8	50	100

Packaging:
in a cardboard box